



HERITAGE INSTITUTE OF TECHNOLOGY

RESULT OF FINAL YEAR B.TECH, M.TECH & MCA EXAMINATIONS, 2020-21

Placed for

Approval of
Academic Council

12.8.2021

Dr. Anil Chandra
Principal
Heritage Institute of Technology

Prayash
Controller of Examinations
Heritage Institute of Technology

RESULT ANALYSIS - EVEN SEM, 2021
4TH YEAR - B.TECH

Computer Science & Engineering (Theory)							
No. of students = 221							
Paper Code & Percentage	O (≥ 90)	E (80-89)	A (70-79)	B (60-69)	C (50-59)	D (40-49)	F/FA (<40)
HMTS 4201: Organizational Behavior	1	129	81	7	2	0	1
(%)	0.45	58.37	36.65	3.17	0.90	0.00	0.45
CSEN 4244/45/46: Pattern Recognition/Social Network Analysis/Mobile Computing	25	75	90	23	6	1	1
(%)	11.31	33.94	40.72	10.41	2.71	0.45	0.45
CSEN 4261/62/63/64: Distributed Databases/Image Processing/Soft Computing/Machine Learning	13	99	67	33	8	0	1
(%)	5.88	44.80	30.32	14.93	3.62	0.00	0.45
BIOT 4181/ECEN 4182/MATH 4181/MATH 4182: Computational Biology/VLSI Design/Advanced Probability and Statistics/Advanced Computational Mathematics and Graph Theory	38	107	47	24	5	0	0
(%)	17.19	48.42	21.27	10.86	2.26	0.00	0.00

Computer Science & Engineering (Lab & Sessional)							
No. of students = 221							
Paper Code & Percentage	O (≥ 90)	E (80-89)	A (70-79)	B (60-69)	C (50-59)	D (40-49)	F/FA (<40)
CSEN 4271/72/73/74: Distributed Databases Lab/Image Processing Lab/Soft Computing Lab/Machine Learning Lab	54	59	47	33	20	5	3
(%)	24.43	26.70	21.27	14.93	9.05	2.26	1.36
CSEN 4231: Grand Viva	43	60	70	46	0	0	2
(%)	19.46	27.15	31.67	20.81	0.00	0.00	0.90
CSEN 4291: Project II	83	77	50	10	0	0	1
(%)	37.56	34.84	22.62	4.52	0.00	0.00	0.45

Information Technology (Theory)							
No. of students = 63							
Paper Code & Percentage	O (≥ 90)	E (80-89)	A (70-79)	B (60-69)	C (50-59)	D (40-49)	F/FA (<40)
HMTS 4201: Organizational Behavior	0	15	35	13	0	0	0
(%)	0.00	23.81	55.56	20.63	0.00	0.00	0.00
INFO 4243: Cryptography & Network Security	4	33	21	1	3	1	0
(%)	6.35	52.38	33.33	1.59	4.76	1.59	0.00
AEIE 4182/ BIOT 4181/ MATH 4181: Control Systems and Applications/ Computational Biology/ Advanced Probability and Statistics	15	24	17	6	0	1	0
(%)	23.81	38.10	26.98	9.52	0.00	1.59	0.00

Information Technology (Lab & Sessional)							
No. of students = 63							
Paper Code & Percentage	O (≥ 90)	E (80-89)	A (70-79)	B (60-69)	C (50-59)	D (40-49)	F/FA (<40)
INFO 4231 : Grand Viva	6	23	25	5	4	0	0
(%)	9.52	36.51	39.68	7.94	6.35	0.00	0.00
INFO 4291: Project II	9	31	14	7	2	0	0
(%)	14.29	49.21	22.22	11.11	3.17	0.00	0.00

Electronics & Communication Engineering (Theory)							
No. of students = 211							
Paper Code & Percentage	O (≥ 90)	E (80-89)	A (70-79)	B (60-69)	C (50-59)	D (40-49)	F/FA (<40)
HMTS 4201: Organizational Behavior	3	75	113	19	1	0	0
(%)	1.42	35.55	53.55	9.00	0.47	0.00	0.00
ECEN 4241/42/43: Remote Sensing using Satellites /Computer Organization/Alternative Energy Sources	24	70	75	40	1	0	1
(%)	11.37	33.18	35.55	18.96	0.47	0.00	0.47
CHEN 4282/CSEN 4281/CSEN 4282/INFO 4281/INFO 4282/MATH 4281:Total Quality Management & Assurance/Fundamentals of RDBMS/Basics of Mobile Computing/Fundamentals of Cryptography/Soft Computing Application/Advanced Probability and Statistics	14	76	70	43	5	2	1
(%)	6.64	36.02	33.18	20.38	2.37	0.95	0.47

Electronics & Communication Engineering (Lab & Sessional)							
No. of students = 211							
Paper Code & Percentage	O (≥ 90)	E (80-89)	A (70-79)	B (60-69)	C (50-59)	D (40-49)	F/FA (<40)
ECEN 4231: Grand Viva	53	71	77	10	0	0	0
(%)	25.12	33.65	36.49	4.74	0.00	0.00	0.00
ECEN 4291: Project II	91	76	35	9	0	0	0
(%)	43.13	36.02	16.59	4.27	0.00	0.00	0.00

Biotechnology (Theory)

No. of students = 52

Paper Code & Percentage	O (≥ 90)	E (80-89)	A (70-79)	B (60-69)	C (50-59)	D (40-49)	F/FA (<40)
HMTS 4203: Bioethics & IPR	2	28	16	6	0	0	0
(%)	3.85	53.85	30.77	11.54	0.00	0.00	0.00
BIOT 4241/42/46: Renewable Energy Technology/Tissue Engineering/Medical & Pharmaceutical Biotechnology	17	22	12	1	0	0	0
(%)	32.69	42.31	23.08	1.92	0.00	0.00	0.00
CHEN 4281/CHEN 4282 :Catalytic Reactor Design/Total Quality Management & Assurance	24	15	12	0	1	0	0
(%)	46.15	28.85	23.08	0.00	1.92	0.00	0.00

Biotechnology (Lab & Sessional)

No. of students = 52

Paper Code & Percentage	O (≥ 90)	E (80-89)	A (70-79)	B (60-69)	C (50-59)	D (40-49)	F/FA (<40)
BIOT 4231 : Grand Viva	8	27	13	3	1	0	0
(%)	15.38	51.92	25.00	5.77	1.92	0.00	0.00
BIOT 4291: Project II	37	12	2	0	0	1	0
(%)	71.15	23.08	3.85	0.00	0.00	1.92	0.00

Applied Electronics & Instrumentation Engineering (Theory)							
No. of students = 60							
Paper Code & Percentage	O (≥ 90)	E (80-89)	A (70-79)	B (60-69)	C (50-59)	D (40-49)	F/FA (<40)
HMTS 4201: Organizational Behavior	1	40	18	1	0	0	0
(%)	1.67	66.67	30.00	1.67	0.00	0.00	0.00
AEIE 4241/43: Analytical Instrumentation/Digital Control Systems	12	37	10	1	0	0	0
(%)	20.00	61.67	16.67	1.67	0.00	0.00	0.00
BIOT 4281/CSEN 4281/ECEN 4281:Computational Biology/Fundamentals of RDBMS/Cellular and Satellite Communications	6	19	29	6	0	0	0
(%)	10.00	31.67	48.33	10.00	0.00	0.00	0.00

Applied Electronics & Instrumentation Engineering (Lab & Sessional)							
No. of students = 60							
Paper Code & Percentage	O (≥ 90)	E (80-89)	A (70-79)	B (60-69)	C (50-59)	D (40-49)	F/FA (<40)
AEIE 4231 : Comprehensive Viva Voce	16	31	13	0	0	0	0
(%)	26.67	51.67	21.67	0.00	0.00	0.00	0.00
AEIE 4232 : Technical Seminar II	16	31	13	0	0	0	0
(%)	26.67	51.67	21.67	0.00	0.00	0.00	0.00
AEIE 4291: Project II	22	38	0	0	0	0	0
(%)	36.67	63.33	0.00	0.00	0.00	0.00	0.00

Chemical Engineering (Theory)

No. of students = 64

Paper Code & Percentage	O (≥ 90)	E (80-89)	A (70-79)	B (60-69)	C (50-59)	D (40-49)	F/FA (<40)
HMTS 4201: Organizational Behavior	0	28	32	2	2	0	0
(%)	0.00	43.75	50.00	3.13	3.13	0.00	0.00
CHEN 4241/42/43: Catalysis and Catalytic Reactor Design/Total Quality Management/Environmental Engineering & Pollution Control	31	31	1	1	0	0	0
(%)	48.44	48.44	1.56	1.56	0.00	0.00	0.00
AEIE 4282/MECH 4283: Control Systems and Applications/Modern Manufacturing Technology	31	28	5	0	0	0	0
(%)	48.44	43.75	7.81	0.00	0.00	0.00	0.00

Chemical Engineering (Lab & Sessional)

No. of students = 64

Paper Code & Percentage	O (≥ 90)	E (80-89)	A (70-79)	B (60-69)	C (50-59)	D (40-49)	F/FA (<40)
CHEN 4221 : Plant Design	5	47	13	1	0	0	0
(%)	7.81	73.44	20.31	1.56	0.00	0.00	0.00
CHEN 4231 : Comprehensive Viva Voce	2	24	32	6	0	0	0
(%)	3.13	37.50	50.00	9.38	0.00	0.00	0.00
CHEN 4291 : Project II	2	24	32	6	0	0	0
(%)	3.13	37.50	50.00	9.38	0.00	0.00	0.00

Mechanical Engineering (Theory)							
No. of students = 139							
Paper Code & Percentage	O (≥ 90)	E (80-89)	A (70-79)	B (60-69)	C (50-59)	D (40-49)	F/FA (<40)
HMTS 4202: Project Management	0	61	64	11	2	0	1
(%)	0.00	43.88	46.04	7.91	1.44	0.00	0.72
CIVL 4283/HMTS 4281: Project Planning and Management/ Introduction to Industrial Sociology	53	42	32	11	1	0	0
(%)	38.13	30.22	23.02	7.91	0.72	0.00	0.00

Mechanical Engineering (Lab & Sessional)							
No. of students = 139							
Paper Code & Percentage	O (≥ 90)	E (80-89)	A (70-79)	B (60-69)	C (50-59)	D (40-49)	F/FA (<40)
MECH 4211 : Advanced Manufacturing Lab	29	41	34	24	8	3	0
(%)	20.86	29.50	24.46	17.27	5.76	2.16	0.00
MECH 4221 : Design of an Industrial Product	38	57	33	9	2	0	0
(%)	27.34	41.01	23.74	6.47	1.44	0.00	0.00
MECH 4231: Comprehensive Viva Voce	18	56	37	22	5	1	0
(%)	12.95	40.29	26.62	15.83	3.60	0.72	0.00
MECH 4291: Project II	55	67	15	2	0	0	0
(%)	39.57	48.20	10.79	1.44	0.00	0.00	0.00

Civil Engineering (Theory)							
No. of students = 140							
Paper Code & Percentage	O (≥ 90)	E (80-89)	A (70-79)	B (60-69)	C (50-59)	D (40-49)	F/FA (<40)
HMTS 4201:Organizational Behavior	4	84	37	14	1	0	0
(%)	2.86	60.00	26.43	10.00	0.71	0.00	0.00
CIVL 4201:Construction Planning and Project Management	97	40	3	0	0	0	0
(%)	69.29	28.57	2.14	0.00	0.00	0.00	0.00
CIVL 4242: Traffic Engineering and Transportation Planning	38	101	1	0	0	0	0
(%)	27.14	72.14	0.71	0.00	0.00	0.00	0.00
BIOT 4282/CHEN 4282/MECH 4281/MECH 4283: Non-conventional Energy/Total Quality Management & Assurance/Mechanical Handling of Materials/Modern Manufacturing Technology	46	45	36	11	2	0	0
(%)	32.86	32.14	25.71	7.86	1.43	0.00	0.00

Civil Engineering (Lab & Sessional)							
No. of students = 140							
Paper Code & Percentage	O (≥ 90)	E (80-89)	A (70-79)	B (60-69)	C (50-59)	D (40-49)	F/FA (<40)
CIVL 4231: Comprehensive Viva Voce	30	67	26	15	1	0	1
(%)	21.43	47.86	18.57	10.71	0.71	0.00	0.71
CIVL 4291: Project II	53	62	20	2	3	0	0
(%)	37.86	44.29	14.29	1.43	2.14	0.00	0.00

Electrical Engineering (Theory)

No. of students =74

Paper Code & Percentage	O (≥ 90)	E (80-89)	A (70-79)	B (60-69)	C (50-59)	D (40-49)	F/FA (<40)
HMTS 4201:Organizational Behavior	0	29	42	3	0	0	0
(%)	0.00	39.19	56.76	4.05	0.00	0.00	0.00
BIOT 4282/CHEN 4282: Non-conventional Energy/Total Quality Management & Assurance	46	27	0	0	1	0	0
(%)	62.16	36.49	0.00	0.00	1.35	0.00	0.00

Electrical Engineering (Lab & Sessional)

No. of students = 74

Paper Code & Percentage	O (≥ 90)	E (80-89)	A (70-79)	B (60-69)	C (50-59)	D (40-49)	F/FA (<40)
ELEC 4032: Seminar-II	2	26	38	7	1	0	0
(%)	2.70	35.14	51.35	9.46	1.35	0.00	0.00
ELEC 4221: Electrical System Design	4	53	14	3	0	0	0
(%)	5.41	71.62	18.92	4.05	0.00	0.00	0.00
ELEC 4231: Comprehensive Viva Voce	6	12	27	27	2	0	0
(%)	8.11	16.22	36.49	36.49	2.70	0.00	0.00
ELEC 4291: Project II	10	26	33	5	0	0	0
(%)	13.51	35.14	44.59	6.76	0.00	0.00	0.00

RESULT ANALYSIS - EVEN SEM, 2021
2ND YEAR - M.TECH

Computer Science & Engineering (Sessional)							
No. of students = 11							
Paper Code & Percentage	O (>= 90)	E (80-89)	A (70-79)	B (60-69)	C (50-59)	D (40-49)	F/FA (<40)
CSEN 6295: Dissertation Phase II	8	2	1	0	0	0	0
(%)	72.73	18.18	9.09	0.00	0.00	0.00	0.00
CSEN 6297: Comprehensive Viva-Voce	3	1	1	5	1	0	0
(%)	27.27	9.09	9.09	45.45	9.09	0.00	0.00

Electronics & Communication Engineering (Sessional)							
No. of students = 4							
Paper Code & Percentage	O (>= 90)	E (80-89)	A (70-79)	B (60-69)	C (50-59)	D (40-49)	F/FA (<40)
ECEN 6295: Dissertation Phase II	0	3	0	0	1	0	0
(%)	0.00	75.00	0.00	0.00	25.00	0.00	0.00
ECEN 6297: Comprehensive Viva-Voce	1	2	0	1	0	0	0
(%)	25.00	50.00	0.00	25.00	0.00	0.00	0.00

ECE - VLSI (Sessional)							
No. of students = 7							
Paper Code & Percentage	O (>= 90)	E (80-89)	A (70-79)	B (60-69)	C (50-59)	D (40-49)	F/FA (<40)
VLSI 6295: Dissertation Phase II	4	1	1	1	0	0	0
(%)	57.14	14.29	14.29	14.29	0.00	0.00	0.00
VLSI 6297 : Comprehensive Viva-Voce	2	3	1	1	0	0	0
(%)	28.57	42.86	14.29	14.29	0.00	0.00	0.00

Biotechnology (Sessional)							
No. of students =13							
Paper Code & Percentage	O (≥ 90)	E (80-89)	A (70-79)	B (60-69)	C (50-59)	D (40-49)	F/FA (<40)
BIOT 6295 : Dissertation Phase II	10	3	0	0	0	0	0
(%)	76.92	23.08	0.00	0.00	0.00	0.00	0.00
BIOT 6297 : Comprehensive Viva- Voce	0	4	5	4	0	0	0
(%)	0.00	30.77	38.46	30.77	0.00	0.00	0.00

Applied Electronics & Instrumentation Engineering (Sessional)							
No. of students =8							
Paper Code & Percentage	O (≥ 90)	E (80-89)	A (70-79)	B (60-69)	C (50-59)	D (40-49)	F/FA (<40)
AEIE 6295 : Dissertation Phase II	5	3	0	0	0	0	0
(%)	62.50	37.50	0.00	0.00	0.00	0.00	0.00
AEIE 6297 : Comprehensive Viva- Voce	4	4	0	0	0	0	0
(%)	50.00	50.00	0.00	0.00	0.00	0.00	0.00

RESULT ANALYSIS - EVEN SEM, 2021
3RD YEAR – MCA

Master of Computer Application (Sessional)							
No. of students =46							
Paper Code & Percentage	O (>= 90)	E (80-89)	A (70-79)	B (60-69)	C (50-59)	D (40-49)	F/FA (<40)
MCAP 3221 : Comprehensive Viva	10	23	10	2	0	0	1
(%)	21.74	50.00	21.74	4.35	0.00	0.00	2.17
MCAP 3295 : Major Project and Seminar	12	24	6	2	1	0	1
(%)	26.09	52.17	13.04	4.35	2.17	0.00	2.17



HERITAGE INSTITUTE OF TECHNOLOGY

RESULT OF 3rd YEAR B.TECH, EXAMINATIONS, 2020-21

Placed for

Approval of
Academic Council

22.10.2021

Sanat Chaudhuri
Principal
Heritage Institute of Technology

Prayak
Controller of Examinations
Heritage Institute of Technology

RESULT ANALYSIS - EVEN SEM, 2021
3RD YEAR - B.TECH

Computer Science & Engineering (Theory)							
No. of students = 217							
Paper Code & Percentage	O (≥ 90)	E (80-89)	A (70-79)	B (60-69)	C (50-59)	D (40-49)	F/FA (<40)
HMTS 3201: Economics for Engineers	4	111	84	14	0	0	4
(%)	1.84	51.15	38.71	6.45	0.00	0.00	1.84
INCO 3016: Indian Constitution and Civil Society	0	0	68	127	22	0	0
(%)	0.00	0.00	31.34	58.53	10.14	0.00	0.00
CSEN 3201: Software Engineering	159	54	3	1	0	0	0
(%)	73.27	24.88	1.38	0.46	0.00	0.00	0.00
CSEN 3202: Computer Networks	13	87	79	30	6	0	2
(%)	5.99	40.09	36.41	13.82	2.76	0.00	0.92
CSEN 3232/CSEN 3233/CSEN 3235: Enterprise Application in Java EE/ Machine Learning/ Cloud Computing	6	84	97	23	5	2	0
(%)	2.76	38.71	44.70	10.60	2.30	0.92	0.00
AEIE 3221/CHEN 3221/ ECEN 3221/ ECEN 3222/MATH 3221: Fundamentals of Sensors and Transducers/Water and Liquid Waste Management/ Artificial Intelligence in Radio Communication/Designing with Processors and Controllers/Computational Mathematics	142	44	20	6	3	0	2
(%)	65.44	20.28	9.22	2.76	1.38	0.00	0.92

Information Technology (Theory)

No. of students = 63

Paper Code & Percentage	O (≥ 90)	E (80-89)	A (70-79)	B (60-69)	C (50-59)	D (40-49)	F/FA (<40)
HMTS 3201: Economics for Engineers	0	38	21	4	0	0	0
(%)	0.00	60.32	33.33	6.35	0.00	0.00	0.00
INFO 3201: Computer Networks	1	24	22	13	2	0	1
(%)	1.59	38.10	34.92	20.63	3.17	0.00	1.59
INFO 3202: Data Analytics	6	33	14	8	2	0	0
(%)	9.52	52.38	22.22	12.70	3.17	0.00	0.00
INFO 3211: Digital Image Processing	0	25	25	12	0	1	0
(%)	0.00	39.68	39.68	19.05	0.00	1.59	0.00
INFO 3232/ INFO 3233: E-Commerce & ERP/ Cryptography & Network Security	11	25	21	3	2	1	0
(%)	17.46	39.68	33.33	4.76	3.17	1.59	0.00
ECEN 3222/ELEC 3221/MATH 3222: Designing with Processors and Controllers/Fundamentals of Circuit Theory/Advanced Probability and Information Theory	4	40	16	2	1	0	0
(%)	6.35	63.49	25.40	3.17	1.59	0.00	0.00

Electronics & Communication Engineering (Theory)							
No. of students = 189							
Paper Code & Percentage	O (≥ 90)	E (80-89)	A (70-79)	B (60-69)	C (50-59)	D (40-49)	F/FA (<40)
HMTS 3201: Economics for Engineers	10	102	61	12	0	0	4
(%)	5.29	53.97	32.28	6.35	0.00	0.00	2.12
INCO 3016: Indian Constitution and Civil Society	0	0	21	112	52	2	2
(%)	0.00	0.00	11.11	59.26	27.51	1.06	1.06
CSEN 3208: Object Oriented Programming Concept by using C++	14	89	70	14	1	0	1
(%)	7.41	47.09	37.04	7.41	0.53	0.00	0.53
ECEN 3201: Digital VLSI Design	20	107	52	8	1	0	1
(%)	10.58	56.61	27.51	4.23	0.53	0.00	0.53
ECEN 3211: Wireless and Cellular Communication	24	81	65	14	0	4	1
(%)	12.70	42.86	34.39	7.41	0.00	2.12	0.53
ECEN 3231/ECEN 3232/ECEN 3234: Digital Image Processing & Pattern Recognition/IoT for Communication /Network Security	79	92	15	2	0	0	1
(%)	41.80	48.68	7.94	1.06	0.00	0.00	0.53
AEIE 3221/CSEN 3221/ ECEN 3221/ MATH 3222: Fundamentals of Sensors and Transducers/Fundamentals of RDBMS / Artificial Intelligence in Radio Communication/Advanced Probability and Information Theory	41	80	49	10	1	2	6
(%)	21.69	42.33	25.93	5.29	0.53	1.06	3.17

Biotechnology (Theory)							
No. of students = 58							
Paper Code & Percentage	O (≥ 90)	E (80-89)	A (70-79)	B (60-69)	C (50-59)	D (40-49)	F/FA (<40)
HMTS 3201: Economics for Engineers	1	53	2	1	1	0	0
(%)	1.72	91.38	3.45	1.72	1.72	0.00	0.00
CSEN 3207: RDBMS Concept and Computer Networking	0	25	24	9	0	0	0
(%)	0.00	43.10	41.38	15.52	0.00	0.00	0.00
BIOT 3201: Immunology	15	36	5	1	1	0	0
(%)	25.86	62.07	8.62	1.72	1.72	0.00	0.00
BIOT 3202: Bioreactor Design and Analysis	45	7	6	0	0	0	0
(%)	77.59	12.07	10.34	0.00	0.00	0.00	0.00
BIOT 3211: Plant Biotechnology	20	27	9	1	0	1	0
(%)	34.48	46.55	15.52	1.72	0.00	1.72	0.00
BIOT 3231/BIOT 3232: Molecular Modelling and Drug Designing/Biophysics of Macromolecules	19	15	15	5	3	1	0
(%)	32.76	25.86	25.86	8.62	5.17	1.72	0.00
BIOT 3221: Medical and Pharmaceutical Biotechnology	19	30	6	1	2	0	0
(%)	32.76	51.72	10.34	1.72	3.45	0.00	0.00

Applied Electronics & Instrumentation Engineering (Theory)							
No. of students = 60							
Paper Code & Percentage	O (≥ 90)	E (80-89)	A (70-79)	B (60-69)	C (50-59)	D (40-49)	F/FA (<40)
HMTS 3201: Economics for Engineers	14	33	10	3	0	0	0
(%)	23.33	55.00	16.67	5.00	0.00	0.00	0.00
INCO 3016: Indian Constitution and Civil Society	0	0	16	37	6	1	0
(%)	0.00	0.00	26.67	61.67	10.00	1.67	0.00
CSEN 3206: Basics of RDBMS	1	7	49	3	0	0	0
(%)	1.67	11.67	81.67	5.00	0.00	0.00	0.00
AEIE 3201: Introduction to Internet of Things	24	33	1	1	0	0	1
(%)	40.00	55.00	1.67	1.67	0.00	0.00	1.67
AEIE 3231/AEIE 3232: Embedded Systems/Opto Electronics and Fibre Optics	17	39	3	0	0	1	0
(%)	28.33	65.00	5.00	0.00	0.00	1.67	0.00
CHEN 3221/ECEN 3222/ INFO 3221/MATH 3222: Water and Liquid Waste Management/Designing with Processors and Controllers/Introduction to E-Commerce/ Advanced Probability and Information Theory	2	13	21	20	4	0	0
(%)	3.33	21.67	35.00	33.33	6.67	0.00	0.00

Chemical Engineering (Theory)							
No. of students = 64							
Paper Code & Percentage	O (≥ 90)	E (80-89)	A (70-79)	B (60-69)	C (50-59)	D (40-49)	F/FA (<40)
HMTS 3201: Economics for Engineers	0	15	35	11	1	0	2
(%)	0.00	23.44	54.69	17.19	1.56	0.00	3.13
INCO 3016: Indian Constitution and Civil Society	0	0	8	46	7	1	2
(%)	0.00	0.00	12.50	71.88	10.94	1.56	3.13
CHEN 3201: Process Control and Instrumentation	32	24	5	1	0	2	0
(%)	50.00	37.50	7.81	1.56	0.00	3.13	0.00
CHEN 3202: Mass Transfer II	21	31	6	4	0	2	0
(%)	32.81	48.44	9.38	6.25	0.00	3.13	0.00
CHEN 3231/CHEN 3232/CHEN 3233: Computational Fluid Dynamics/Novel Separation Process/ Nanotechnology	22	14	11	11	4	0	2
(%)	34.38	21.88	17.19	17.19	6.25	0.00	3.13
AEIE 3222/INFO 3221: Fundamentals of Electronic Measurements/Introduction to E-Commerce	14	16	15	16	1	1	1
(%)	21.88	25.00	23.44	25.00	1.56	1.56	1.56

Mechanical Engineering (Theory)

No. of students = 120

Paper Code & Percentage	O (≥ 90)	E (80-89)	A (70-79)	B (60-69)	C (50-59)	D (40-49)	F/FA (<40)
HMTS 3201: Economics for Engineers	0	48	62	10	0	0	0
(%)	0.00	40.00	51.67	8.33	0.00	0.00	0.00
MECH 3201: Machine Design-II	41	58	17	4	0	0	0
(%)	34.17	48.33	14.17	3.33	0.00	0.00	0.00
MECH 3211: IC Engine	13	61	36	8	1	1	0
(%)	10.83	50.83	30.00	6.67	0.83	0.83	0.00
MECH 3231/MECH 3232/MECH 3233: Finite Element Method/ Mechatronics & Control systems/Advanced Fluid Mechanics	11	69	31	7	2	0	0
(%)	9.17	57.50	25.83	5.83	1.67	0.00	0.00
MECH 3236/ MECH 3237/MECH 3238/MECH 3239: Total Quality Management/Turbo Machinery/ Aerodynamics/Tool Engineering	22	49	34	13	1	1	0
(%)	18.33	40.83	28.33	10.83	0.83	0.83	0.00
MECH 3221/MECH 3222/MECH 3223/MECH 3224: Computational Fluid Dynamics/ Advanced Welding Technology/New Product Development/Industrial Engineering	27	46	26	14	5	2	0
(%)	22.50	38.33	21.67	11.67	4.17	1.67	0.00

Civil Engineering (Theory)

No. of students = 127

Paper Code & Percentage	O (≥ 90)	E (80-89)	A (70-79)	B (60-69)	C (50-59)	D (40-49)	F/FA (<40)
HMTS 3201: Economics for Engineers	3	72	48	3	0	0	1
(%)	2.36	56.69	37.80	2.36	0.00	0.00	0.79
CIVL 3201: Design of Steel Structures	55	39	22	9	1	0	1
(%)	43.31	30.71	17.32	7.09	0.79	0.00	0.79
CIVL 3214: Project Planning and Management	39	85	1	0	0	0	2
(%)	30.71	66.93	0.79	0.00	0.00	0.00	1.57
CIVL 3241: Air and Noise Pollutions	44	81	1	0	0	0	1
(%)	34.65	63.78	0.79	0.00	0.00	0.00	0.79
CIVL 3221: Repair & Rehabilitation of Structures	5	37	68	15	0	0	2
(%)	3.94	29.13	53.54	11.81	0.00	0.00	1.57

Electrical Engineering (Theory)

No. of students = 64

Paper Code & Percentage	O (≥ 90)	E (80-89)	A (70-79)	B (60-69)	C (50-59)	D (40-49)	F/FA (<40)
HMTS 3201: Economics for Engineers	1	40	19	4	0	0	0
(%)	1.56	62.50	29.69	6.25	0.00	0.00	0.00
ELEC 3201 : Power System - II	24	35	5	0	0	0	0
(%)	37.50	54.69	7.81	0.00	0.00	0.00	0.00
ELEC 3202: Microprocessor & Microcontroller	18	37	6	3	0	0	0
(%)	28.13	57.81	9.38	4.69	0.00	0.00	0.00
ELEC 3211: Electric Drives	0	35	22	6	0	1	0
(%)	0.00	54.69	34.38	9.38	0.00	1.56	0.00
ELEC 3241: Illumination Engineering	8	28	22	5	1	0	0
(%)	12.50	43.75	34.38	7.81	1.56	0.00	0.00
CSEN 3221/ECEN 3223: Fundamentals of RDBMS /Analog and Digital Communication	19	36	9	0	0	0	0
(%)	29.69	56.25	14.06	0.00	0.00	0.00	0.00

Computer Science & Engineering (Lab & Sessional)							
No. of students = 217							
Paper Code & Percentage	O (≥ 90)	E (80-89)	A (70-79)	B (60-69)	C (50-59)	D (40-49)	F/FA (<40)
CSEN3251 : Software Engineering Lab	122	78	8	6	0	0	3
(%)	56.22	35.94	3.69	2.76	0.00	0.00	1.38
CSEN3252: Computer Networks Lab	97	62	35	13	7	1	2
(%)	44.70	28.57	16.13	5.99	3.23	0.46	0.92
CSEN3293: Term Paper and Seminar	59	99	48	6	0	4	1
(%)	27.19	45.62	22.12	2.76	0.00	1.84	0.46

Information Technology (Lab & Sessional)							
No. of students = 63							
Paper Code & Percentage	O (≥ 90)	E (80-89)	A (70-79)	B (60-69)	C (50-59)	D (40-49)	F/FA (<40)
INFO3251 : Computer Networks Lab	17	15	16	4	6	4	1
(%)	26.98	23.81	25.40	6.35	9.52	6.35	1.59
INFO 3252: Data Analytics Lab	34	10	9	4	5	0	1
(%)	53.97	15.87	14.29	6.35	7.94	0.00	1.59
INFO 3261: Digital Image Processing Lab	17	11	17	9	4	3	2
(%)	26.98	17.46	26.98	14.29	6.35	4.76	3.17
INFO 3293: Term paper and Seminar	24	22	14	1	2	0	0
(%)	38.10	34.92	22.22	1.59	3.17	0.00	0.00

Electronics & Communication Engineering (Lab & Sessional)							
No. of students = 189							
Paper Code & Percentage	O (≥ 90)	E (80-89)	A (70-79)	B (60-69)	C (50-59)	D (40-49)	F/FA (<40)
ECEN 3251 : Digital VLSI Design Lab	93	76	16	1	1	0	2
(%)	49.21	40.21	8.47	0.53	0.53	0.00	1.06
CSEN 3258: Object Oriented Programming Concept by using C++ Lab	43	71	44	30	0	0	1
(%)	22.75	37.57	23.28	15.87	0.00	0.00	0.53
ECEN 3261: Wireless and Cellular Communication Lab	60	88	29	9	2	0	1
(%)	31.75	46.56	15.34	4.76	1.06	0.00	0.53
ECEN 3252: Mini Project / Electronic Design workshop	55	73	51	6	2	0	2
(%)	29.10	38.62	26.98	3.17	1.06	0.00	1.06
ECEN 3293: Term Paper with Seminar	141	40	6	0	0	0	2
(%)	74.60	21.16	3.17	0.00	0.00	0.00	1.06

Biotechnology (Lab & Sessional)							
No. of students = 58							
Paper Code & Percentage	O (≥ 90)	E (80-89)	A (70-79)	B (60-69)	C (50-59)	D (40-49)	F/FA (<40)
BIOT 3251: Immunology Lab	35	16	7	0	0	0	0
(%)	60.34	27.59	12.07	0.00	0.00	0.00	0.00
BIOT 3252: Bioreactor Design Lab	21	32	0	1	2	2	0
(%)	36.21	55.17	0.00	1.72	3.45	3.45	0.00
CSEN 3257: RDBMS Concept Lab	7	24	19	4	4	0	0
(%)	12.07	41.38	32.76	6.90	6.90	0.00	0.00
BIOT 3261: Plant Tissue Culture Lab	43	15	0	0	0	0	0
(%)	74.14	25.86	0.00	0.00	0.00	0.00	0.00
BIOT 3293: Term paper & Seminar	58	0	0	0	0	0	0
(%)	100.00	0.00	0.00	0.00	0.00	0.00	0.00

Applied Electronics & Instrumentation Engineering (Lab & Sessional)							
No. of students = 60							
Paper Code & Percentage	O (≥ 90)	E (80-89)	A (70-79)	B (60-69)	C (50-59)	D (40-49)	F/FA (<40)
CSEN 3256: Basics of RDBMS Lab	31	12	12	5	0	0	0
(%)	51.67	20.00	20.00	8.33	0.00	0.00	0.00
AEIE 3251: Internet of Things Lab	38	14	7	1	0	0	0
(%)	63.33	23.33	11.67	1.67	0.00	0.00	0.00
AEIE 3295: Mini Project / Electronic Design workshop	49	10	1	0	0	0	0
(%)	81.67	16.67	1.67	0.00	0.00	0.00	0.00
AEIE 3293: Term Paper with Seminar	35	22	2	1	0	0	0
(%)	58.33	36.67	3.33	1.67	0.00	0.00	0.00

Chemical Engineering (Lab & Sessional)							
No. of students = 64							
Paper Code & Percentage	O (≥ 90)	E (80-89)	A (70-79)	B (60-69)	C (50-59)	D (40-49)	F/FA (<40)
CHEN 3251: Process Control Lab	13	34	15	2	0	0	0
(%)	20.31	53.13	23.44	3.13	0.00	0.00	0.00
CHEN 3252: Mass Transfer Lab	32	17	14	1	0	0	0
(%)	50.00	26.56	21.88	1.56	0.00	0.00	0.00
CHEN 3253: Process Equipment Design & Drawing Lab	16	31	17	0	0	0	0
(%)	25.00	48.44	26.56	0.00	0.00	0.00	0.00
CHEN 3293: Term Paper with Seminar	13	36	12	1	1	0	1
(%)	20.31	56.25	18.75	1.56	1.56	0.00	1.56

Mechanical Engineering (Lab & Sessional)							
No. of students = 120							
Paper Code & Percentage	O (≥ 90)	E (80-89)	A (70-79)	B (60-69)	C (50-59)	D (40-49)	F/FA (<40)
MECH 3256: Machining & Machine Tools Lab	17	44	33	13	9	3	1
(%)	14.17	36.67	27.50	10.83	7.50	2.50	0.83
MECH 3261: IC Engine lab	7	32	33	33	9	4	2
(%)	5.83	26.67	27.50	27.50	7.50	3.33	1.67
MECH 3281/MECH 3282/MECH 3283: Finite Element Method Lab/ Mechatronics & Control systems Lab/ Advanced Fluid Mechanics Lab	18	41	32	17	11	0	1
(%)	15.00	34.17	26.67	14.17	9.17	0.00	0.83
MECH 3293: Seminar & Term Thesis	30	40	31	17	0	2	0
(%)	25.00	33.33	25.83	14.17	0.00	1.67	0.00

Civil Engineering (Lab & Sessional)							
No. of students = 127							
Paper Code & Percentage	O (≥ 90)	E (80-89)	A (70-79)	B (60-69)	C (50-59)	D (40-49)	F/FA (<40)
CIVL 3251: Industrial Structure Design and Detailing Lab	10	23	25	33	22	13	1
(%)	7.87	18.11	19.69	25.98	17.32	10.24	0.79
CIVL 3252: Computer-aided Structural Analysis and Design	14	17	37	33	20	5	1
(%)	11.02	13.39	29.13	25.98	15.75	3.94	0.79
CIVL 3293: Term Paper and Seminar	23	37	38	18	6	2	0
(%)	18.11	29.13	29.92	14.17	4.72	1.57	0.00

Electrical Engineering (Lab & Sessional)							
No. of students = 64							
Paper Code & Percentage	O (≥ 90)	E (80-89)	A (70-79)	B (60-69)	C (50-59)	D (40-49)	F/FA (<40)
ELEC 3251: Power System - II Lab	13	20	18	11	2	0	0
(%)	20.31	31.25	28.13	17.19	3.13	0.00	0.00
ELEC 3252: Microprocessor & Microcontroller Lab	0	24	25	12	3	0	0
(%)	0.00	37.50	39.06	18.75	4.69	0.00	0.00
ELEC 3260: Electrical Machine Design	2	51	6	5	0	0	0
(%)	3.13	79.69	9.38	7.81	0.00	0.00	0.00
ELEC 3261: Electric Drives Lab	0	8	44	10	2	0	0
(%)	0.00	12.50	68.75	15.63	3.13	0.00	0.00
ELEC 3293: Term Paper and Seminar	3	15	26	20	0	0	0
(%)	4.69	23.44	40.63	31.25	0.00	0.00	0.00



HERITAGE INSTITUTE OF TECHNOLOGY

RESULT OF 2ND YEAR B.TECH & MCA, EXAMINATIONS, 2020-21

Placed for

Approval of
Academic Council

22.10.2021

Darsh Chaudhuri
Principal
Heritage Institute of Technology

Prayank
Controller of Examinations
Heritage Institute of Technology

RESULT ANALYSIS - EVEN SEM, 2021
2ND YEAR - B.TECH & MCA

Computer Science & Engineering (Theory)							
No. of students = 215							
Paper Code & Percentage	O (≥ 90)	E (80-89)	A (70-79)	B (60-69)	C (50-59)	D (40-49)	F/FA (<40)
EVSC 2016: Environmental Sciences	19	121	48	17	8	1	1
(%)	8.84	56.28	22.33	7.91	3.72	0.47	0.47
MATH 2201: Mathematics III	11	136	58	8	2	0	0
(%)	5.12	63.26	26.98	3.72	0.93	0.00	0.00
AEIE 2205: Microprocessors and Microcontroller	62	137	13	2	1	0	0
(%)	28.84	63.72	6.05	0.93	0.47	0.00	0.00
CSEN 2201: Design & Analysis of Algorithms	24	101	68	14	5	2	1
(%)	11.16	46.98	31.63	6.51	2.33	0.93	0.47
CSEN 2202 : Computer Organization and Architecture	67	129	13	5	0	1	0
(%)	31.16	60.00	6.05	2.33	0.00	0.47	0.00
CSEN 2203: Operating Systems	40	133	38	2	2	0	0
(%)	18.60	61.86	17.67	0.93	0.93	0.00	0.00

Information Technology (Theory)							
No. of students = 69							
Paper Code & Percentage	O (≥ 90)	E (80-89)	A (70-79)	B (60-69)	C (50-59)	D (40-49)	F/FA (<40)
MATH 2201: Mathematics III	0	28	36	3	2	0	0
(%)	0.00	40.58	52.17	4.35	2.90	0.00	0.00
INFO 2201: Formal Language & Automata Theory	0	0	46	15	5	3	0
(%)	0.00	0.00	66.67	21.74	7.25	4.35	0.00
INFO 2202: Object Oriented Programming	2	45	16	6	0	0	0
(%)	2.90	65.22	23.19	8.70	0.00	0.00	0.00
INFO 2203 : Computer Organization and Architecture	2	41	19	3	3	1	0
(%)	2.90	59.42	27.54	4.35	4.35	1.45	0.00
INFO 2204: Database Management Systems	10	39	12	5	1	1	1
(%)	14.49	56.52	17.39	7.25	1.45	1.45	1.45

Electronics & Communication Engineering (Theory)							
No. of students = 211							
Paper Code & Percentage	O (≥ 90)	E (80-89)	A (70-79)	B (60-69)	C (50-59)	D (40-49)	F/FA (<40)
EVSC 2016: Environmental Sciences	24	96	52	24	8	5	2
(%)	11.37	45.50	24.64	11.37	3.79	2.37	0.95
MATH 2202: Advanced Numerical Methods	78	85	33	9	5	1	0
(%)	36.97	40.28	15.64	4.27	2.37	0.47	0.00
ECEN 2201: Analog Communication	111	74	19	4	2	0	1
(%)	52.61	35.07	9.00	1.90	0.95	0.00	0.47
ECEN 2202: Digital Systems Design	98	90	17	4	0	0	2
(%)	46.45	42.65	8.06	1.90	0.00	0.00	0.95
ECEN 2203 : EM Theory & Transmission Lines	118	81	11	0	0	1	0
(%)	55.92	38.39	5.21	0.00	0.00	0.47	0.00
ECEN 2204: Electronic Devices	25	96	61	25	2	1	1
(%)	11.85	45.50	28.91	11.85	0.95	0.47	0.47
ECEN 2211: Control Systems	143	45	18	4	0	1	0
(%)	67.77	21.33	8.53	1.90	0.00	0.47	0.00

Biotechnology (Theory)							
No. of students = 59							
Paper Code & Percentage	O (≥ 90)	E (80-89)	A (70-79)	B (60-69)	C (50-59)	D (40-49)	F/FA (<40)
CSEN 2005: Data Structure	31	18	7	2	1	0	0
(%)	52.54	30.51	11.86	3.39	1.69	0.00	0.00
BIOT 2201: Thermodynamics & Kinetics	56	3	0	0	0	0	0
(%)	94.92	5.08	0.00	0.00	0.00	0.00	0.00
BIOT 2202: Transfer Operation - I	47	8	4	0	0	0	0
(%)	79.66	13.56	6.78	0.00	0.00	0.00	0.00
BIOT 2203 : Molecular Biology	1	26	21	5	6	0	0
(%)	1.69	44.07	35.59	8.47	10.17	0.00	0.00
BIOT 2204: Industrial Microbiology & Enzyme Technology	6	36	12	5	0	0	0
(%)	10.17	61.02	20.34	8.47	0.00	0.00	0.00
BIOT 2211: Bioseparation Technology	51	8	0	0	0	0	0
(%)	86.44	13.56	0.00	0.00	0.00	0.00	0.00

Applied Electronics & Instrumentation Engineering (Theory)							
No. of students = 53							
Paper Code & Percentage	O (≥ 90)	E (80-89)	A (70-79)	B (60-69)	C (50-59)	D (40-49)	F/FA (<40)
EVSC 2016: Environmental Sciences	1	23	12	10	4	2	1
(%)	1.89	43.40	22.64	18.87	7.55	3.77	1.89
CSEN 2004: Data Structure and Basic Algorithms	28	19	4	2	0	0	0
(%)	52.83	35.85	7.55	3.77	0.00	0.00	0.00
AEIE 2201: Digital Electronics	3	41	7	0	2	0	0
(%)	5.66	77.36	13.21	0.00	3.77	0.00	0.00
AEIE 2202 : Industrial Instrumentation	0	4	32	14	3	0	0
(%)	0.00	7.55	60.38	26.42	5.66	0.00	0.00
AEIE 2203: Electrical and Electronic Measurements	3	38	8	2	2	0	0
(%)	5.66	71.70	15.09	3.77	3.77	0.00	0.00
AEIE 2204: Control Systems	6	34	7	3	1	1	1
(%)	10.17	57.63	11.86	5.08	1.69	1.69	1.69

Chemical Engineering (Theory)							
No. of students = 55							
Paper Code & Percentage	O (≥ 90)	E (80-89)	A (70-79)	B (60-69)	C (50-59)	D (40-49)	F/FA (<40)
EVSC 2016: Environmental Sciences	6	22	18	4	3	1	1
(%)	10.91	40.00	32.73	7.27	5.45	1.82	1.82
HMTS 2001: Human Values and Professional Ethics	0	1	26	25	2	1	0
(%)	0.00	1.82	47.27	45.45	3.64	1.82	0.00
CHEM 2201: Chemistry II	4	24	16	7	3	1	0
(%)	7.27	43.64	29.09	12.73	5.45	1.82	0.00
CHEN 2201 : Heat Transfer	6	29	9	6	3	1	1
(%)	10.91	52.73	16.36	10.91	5.45	1.82	1.82
CHEN 2202: Transport Phenomena	19	19	10	6	0	0	1
(%)	34.55	34.55	18.18	10.91	0.00	0.00	1.82
CHEN 2203: Thermodynamics II	1	27	13	9	4	0	1
(%)	1.82	49.09	23.64	16.36	7.27	0.00	1.82
CHEN 2204: Material Science	0	12	20	12	7	3	1
(%)	0.00	21.82	36.36	21.82	12.73	5.45	1.82

Mechanical Engineering (Theory)							
No. of students = 122							
Paper Code & Percentage	O (≥ 90)	E (80-89)	A (70-79)	B (60-69)	C (50-59)	D (40-49)	F/FA (<40)
MECH 2201: Strength of Materials	25	64	24	7	1	0	1
(%)	20.49	52.46	19.67	5.74	0.82	0.00	0.82
MECH 2202: Fluid Machinery	0	28	72	18	3	1	0
(%)	0.00	22.95	59.02	14.75	2.46	0.82	0.00
MECH 2203: Engineering Thermodynamics	5	68	37	10	2	0	0
(%)	4.10	55.74	30.33	8.20	1.64	0.00	0.00
MECH 2204 : Manufacturing Processes	24	65	31	2	0	0	0
(%)	19.67	53.28	25.41	1.64	0.00	0.00	0.00
MECH 2205: Kinematics of Machines	17	69	27	6	2	1	0
(%)	13.93	56.56	22.13	4.92	1.64	0.82	0.00
MECH 2211 : Mechanical Measurement and Instrumentation	41	54	19	7	1	0	0
(%)	33.61	44.26	15.57	5.74	0.82	0.00	0.00

Civil Engineering (Theory)							
No. of students = 128							
Paper Code & Percentage	O (≥ 90)	E (80-89)	A (70-79)	B (60-69)	C (50-59)	D (40-49)	F/FA (<40)
HMTS 2001: Human Values & Professional Ethics	15	30	20	53	7	3	0
(%)	11.72	23.44	15.63	41.41	5.47	2.34	0.00
MATH 2001: Mathematical Methods	19	51	25	23	9	0	1
(%)	14.84	39.84	19.53	17.97	7.03	0.00	0.78
CIVL 2201: Structural Analysis I	63	38	19	7	0	1	0
(%)	49.22	29.69	14.84	5.47	0.00	0.78	0.00
CIVL 2202 :Soil Mechanics II	2	36	47	21	14	7	1
(%)	1.56	28.13	36.72	16.41	10.94	5.47	0.78
CIVL 2203: Surveying	94	28	6	0	0	0	0
(%)	73.44	21.88	4.69	0.00	0.00	0.00	0.00
CIVL 2204 : Highway and Traffic Engineering	19	108	0	1	0	0	0
(%)	14.84	84.38	0.00	0.78	0.00	0.00	0.00

Electrical Engineering (Theory)							
No. of students = 57							
Paper Code & Percentage	O (≥ 90)	E (80-89)	A (70-79)	B (60-69)	C (50-59)	D (40-49)	F/FA (<40)
EVSC 2016: Environmental Sciences	20	22	10	5	0	0	0
(%)	35.09	38.60	17.54	8.77	0.00	0.00	0.00
MATH 2001: Mathematical Methods	4	38	13	2	0	0	0
(%)	7.02	66.67	22.81	3.51	0.00	0.00	0.00
ELEC 2201: Electrical Machine I	5	40	11	1	0	0	0
(%)	8.77	70.18	19.30	1.75	0.00	0.00	0.00
ELEC 2202: Signals & Systems	15	31	11	0	0	0	0
(%)	26.32	54.39	19.30	0.00	0.00	0.00	0.00
ELEC 2203: Basic Thermal Power Engineering	3	21	20	9	4	0	0
(%)	5.26	36.84	35.09	15.79	7.02	0.00	0.00
ELEC 2204: Field Theory	0	29	21	7	0	0	0
(%)	0.00	50.88	36.84	12.28	0.00	0.00	0.00
PHYS 2011: Physics II	0	17	27	9	4	0	0
(%)	0.00	29.82	47.37	15.79	7.02	0.00	0.00

Master of Computer Application (Theory)							
No. of students = 54							
Paper Code & Percentage	O (≥ 90)	E (80-89)	A (70-79)	B (60-69)	C (50-59)	D (40-49)	F/FA (<40)
MCAP 2201 : Computer Communication Networks	6	26	14	6	1	0	1
(%)	11.11	48.15	25.93	11.11	1.85	0.00	1.85
MCAP 2202 : Web Technology	38	10	5	0	1	0	0
(%)	70.37	18.52	9.26	0.00	1.85	0.00	0.00
MCAP 2203: Artificial Intelligence and Applications	0	5	24	20	3	2	0
(%)	0.00	9.26	44.44	37.04	5.56	3.70	0.00
MCAP 2250 / MCAP 2252: Soft Computing/Compiler Design	6	31	10	3	0	4	0
(%)	11.11	57.41	18.52	5.56	0.00	7.41	0.00
MCAP 2262 /MCAP 2263: Cryptography and Network Security/Ecommerce and ERP	2	30	17	4	0	1	0
(%)	3.70	55.56	31.48	7.41	0.00	1.85	0.00

Computer Science & Engineering (Lab)							
No. of students = 215							
Paper Code & Percentage	O (≥ 90)	E (80-89)	A (70-79)	B (60-69)	C (50-59)	D (40-49)	F/FA (<40)
CSEN 2251 : Design & Analysis of Algorithms Lab	104	36	29	28	12	5	1
(%)	48.37	16.74	13.49	13.02	5.58	2.33	0.47
CSEN 2252: Computer Architecture Lab	129	65	13	5	0	0	3
(%)	60.00	30.23	6.05	2.33	0.00	0.00	1.40
CSEN 2253: Operating Systems Lab	119	62	17	7	3	3	4
(%)	55.35	28.84	7.91	3.26	1.40	1.40	1.86
AEIE 2255 : Microprocessors and Microcontroller Lab	131	68	12	2	1	0	1
(%)	60.93	31.63	5.58	0.93	0.47	0.00	0.47

Information Technology (Lab)							
No. of students = 69							
Paper Code & Percentage	O (≥ 90)	E (80-89)	A (70-79)	B (60-69)	C (50-59)	D (40-49)	F/FA (<40)
INFO 2252 : Object Oriented Programming Lab	18	21	20	5	2	1	2
(%)	26.09	30.43	28.99	7.25	2.90	1.45	2.90
INFO 2253: Computer Organization and Architecture Lab	40	14	7	4	3	1	0
(%)	57.97	20.29	10.14	5.80	4.35	1.45	0.00
INFO 2254: Database Management Systems Lab	30	23	10	4	1	1	0
(%)	43.48	33.33	14.49	5.80	1.45	1.45	0.00

Electronics & Communication Engineering (Lab)							
No. of students = 211							
Paper Code & Percentage	O (≥ 90)	E (80-89)	A (70-79)	B (60-69)	C (50-59)	D (40-49)	F/FA (<40)
MATH 2253 : Advanced Numerical Methods Lab	70	90	34	8	3	2	4
(%)	33.18	42.65	16.11	3.79	1.42	0.95	1.90
ECEN 2251: Analog Communication Lab	103	85	17	0	3	1	2
(%)	48.82	40.28	8.06	0.00	1.42	0.47	0.95
ECEN 2252: Digital Systems Design Lab	76	128	0	2	0	0	5
(%)	36.02	60.66	0.00	0.95	0.00	0.00	2.37
ECEN 2253 : EM Theory & Transmission Lines lab	76	117	16	0	0	0	2
(%)	36.02	55.45	7.58	0.00	0.00	0.00	0.95
ECEN 2261 : Control Systems lab	115	64	20	7	1	0	4
(%)	54.50	30.33	9.48	3.32	0.47	0.00	1.90

Biotechnology (Lab)							
No. of students = 59							
Paper Code & Percentage	O (≥ 90)	E (80-89)	A (70-79)	B (60-69)	C (50-59)	D (40-49)	F/FA (<40)
BIOT 2252 : Transfer Operation - I Lab	40	18	0	0	0	0	1
(%)	67.80	30.51	0.00	0.00	0.00	0.00	1.69
BIOT 2253: Molecular Biology Lab	10	25	22	1	0	1	0
(%)	16.95	42.37	37.29	1.69	0.00	1.69	0.00
BIOT 2254: Enzyme Technology & Fermentation Technology Lab	27	29	3	0	0	0	0
(%)	45.76	49.15	5.08	0.00	0.00	0.00	0.00
CSEN 2055: Data Structure Lab	38	17	3	1	0	0	0
(%)	64.41	28.81	5.08	1.69	0.00	0.00	0.00

Applied Electronics & Instrumentation Engineering (Lab)							
No. of students = 53							
Paper Code & Percentage	O (≥ 90)	E (80-89)	A (70-79)	B (60-69)	C (50-59)	D (40-49)	F/FA (<40)
CSEN 2054 : Data Structure and Basic Algorithms Lab	34	15	1	2	1	0	0
(%)	64.15	28.30	1.89	3.77	1.89	0.00	0.00
AEIE 2251: Digital Electronics Lab	37	9	4	2	1	0	0
(%)	69.81	16.98	7.55	3.77	1.89	0.00	0.00
AEIE 2252: Industrial Instrumentation Lab	11	31	9	1	1	0	0
(%)	20.75	58.49	16.98	1.89	1.89	0.00	0.00
AEIE 2253: Electrical and Electronic Measurements Lab	41	8	2	2	0	0	0
(%)	77.36	15.09	3.77	3.77	0.00	0.00	0.00
AEIE 2254: Control Systems Lab	33	14	4	1	1	0	0
(%)	62.26	26.42	7.55	1.89	1.89	0.00	0.00

Chemical Engineering (Lab)							
No. of students = 55							
Paper Code & Percentage	O (≥ 90)	E (80-89)	A (70-79)	B (60-69)	C (50-59)	D (40-49)	F/FA (<40)
CHEN 2251 : Heat Transfer Lab	9	20	19	3	1	2	1
(%)	16.36	36.36	34.55	5.45	1.82	3.64	1.82
CHEN 2252 : Programming Basics for Numerical Computation	22	20	7	5	0	0	1
(%)	40.00	36.36	12.73	9.09	0.00	0.00	1.82
CHEN 2253: Engineering Drawing Lab	35	18	1	0	0	0	1
(%)	63.64	32.73	1.82	0.00	0.00	0.00	1.82

Mechanical Engineering (Lab)							
No. of students = 122							
Paper Code & Percentage	O (≥ 90)	E (80-89)	A (70-79)	B (60-69)	C (50-59)	D (40-49)	F/FA (<40)
MECH 2251 : Applied Mechanics Lab	12	46	48	11	4	1	0
(%)	9.84	37.70	39.34	9.02	3.28	0.82	0.00
MECH 2252 : Fluid Mechanics & Hydraulic Machines Lab	5	29	52	28	6	1	1
(%)	4.10	23.77	42.62	22.95	4.92	0.82	0.82
MECH 2256: Machine Drawing II	18	46	25	13	14	4	2
(%)	14.75	37.70	20.49	10.66	11.48	3.28	1.64
MECH 2261: Mechanical Measurement and Instrumentation Lab	30	53	28	5	5	1	0
(%)	24.59	43.44	22.95	4.10	4.10	0.82	0.00

Civil Engineering (Lab)							
No. of students = 128							
Paper Code & Percentage	O (≥ 90)	E (80-89)	A (70-79)	B (60-69)	C (50-59)	D (40-49)	F/FA (<40)
CIVL 2251 : Soil Mechanics Lab II	20	38	28	26	14	2	0
(%)	15.63	29.69	21.88	20.31	10.94	1.56	0.00
CIVL 2252 : Surveying Lab	54	34	23	11	5	0	1
(%)	42.19	26.56	17.97	8.59	3.91	0.00	0.78
CIVL 2253: Highway Engineering Lab	37	48	25	11	6	0	1
(%)	28.91	37.50	19.53	8.59	4.69	0.00	0.78
CIVL 2254: Quantity Survey, Specification and Valuation	36	28	30	22	10	1	1
(%)	28.13	21.88	23.44	17.19	7.81	0.78	0.78

Electrical Engineering (Lab)							
No. of students = 57							
Paper Code & Percentage	O (≥ 90)	E (80-89)	A (70-79)	B (60-69)	C (50-59)	D (40-49)	F/FA (<40)
ELEC 2251: Electrical Machines I Lab	1	26	24	4	2	0	0
(%)	1.75	45.61	42.11	7.02	3.51	0.00	0.00
ELEC 2252 : Signals & Systems Lab	3	26	24	3	1	0	0
(%)	5.26	45.61	42.11	5.26	1.75	0.00	0.00
ELEC 2253: Basic Thermal Power Engineering Lab	4	16	21	12	2	1	1
(%)	7.02	28.07	36.84	21.05	3.51	1.75	1.75

Master of Computer Application (Lab)							
No. of students = 54							
Paper Code & Percentage	O (≥ 90)	E (80-89)	A (70-79)	B (60-69)	C (50-59)	D (40-49)	F/FA (<40)
MCAP 2211: Computer Network Lab	15	22	12	2	3	0	0
(%)	27.78	40.74	22.22	3.70	5.56	0.00	0.00
MCAP 2212 : Web Technology Lab	28	16	3	4	3	0	0
(%)	51.85	29.63	5.56	7.41	5.56	0.00	0.00
HMTS 2221 : Career Development and Management	3	22	17	5	7	0	0
(%)	5.56	40.74	31.48	9.26	12.96	0.00	0.00



HERITAGE INSTITUTE OF TECHNOLOGY

RESULT OF 1st YEAR B.TECH, M.TECH & MCA, EXAMINATIONS, 2020-21

Placed for

Approval of
Academic Council
22.10.2021

Darshini Chaudhuri
Principal
Heritage Institute of Technology

Prayak
Controller of Examinations
Heritage Institute of Technology

RESULT ANALYSIS - EVEN SEM, 2021
1st YEAR - B.TECH

MATH 1201 (Mathematics II) (Theory)

Stream & % age	O (>89)	E (80-89)	A (70-79)	B (60-69)	C (50-59)	D (40-49)	F/ FA(<40)
CSE	19	106	33	12	1	0	0
% age	11.11	61.99	19.30	7.02	0.58	0.00	0.00
IT	36	20	1	1	0	0	0
% age	62.07	34.48	1.72	1.72	0.00	0.00	0.00
ECE	26	120	28	4	2	0	2
% age	14.29	65.93	15.38	2.20	1.10	0.00	1.10
BT	1	2	24	24	4	0	1
% age	1.79	3.57	42.86	42.86	7.14	0.00	1.79
AEIE	5	45	7	3	0	0	0
% age	8.33	75.00	11.67	5.00	0.00	0.00	0.00
ChE	5	32	12	2	0	0	0
% age	9.80	62.75	23.53	3.92	0.00	0.00	0.00
ME	2	67	26	7	0	1	0
% age	1.94	65.05	25.24	6.80	0.00	0.97	0.00
CE	25	65	10	1	0	1	0
% age	24.51	63.73	9.80	0.98	0.00	0.98	0.00
EE	24	24	3	1	1	0	2
% age	43.64	43.64	5.45	1.82	1.82	0.00	3.64
CSBS	11	33	10	1	2	0	0
% age	19.30	57.89	17.54	1.75	3.51	0.00	0.00

HMTS 1202 (Business English) (Theory)

Stream & % age	O (>89)	E (80-89)	A (70-79)	B (60-69)	C (50-59)	D (40-49)	F / FA(<40)
CSE	51	99	20	0	1	0	0
% age	29.82	57.89	11.70	0.00	0.58	0.00	0.00
IT	53	5	0	0	0	0	0
% age	91.38	8.62	0.00	0.00	0.00	0.00	0.00
ECE	25	130	25	1	0	0	1
% age	13.74	71.43	13.74	0.55	0.00	0.00	0.55
BT	0	48	7	0	0	0	1
% age	0.00	85.71	12.50	0.00	0.00	0.00	1.79
AEIE	0	50	8	2	0	0	0
% age	0.00	83.33	13.33	3.33	0.00	0.00	0.00
ChE	0	38	12	0	0	1	0
% age	0.00	74.51	23.53	0.00	0.00	1.96	0.00
ME	37	34	26	4	1	0	1
% age	35.92	33.01	25.24	3.88	0.97	0.00	0.97
CE	13	71	17	1	0	0	0
% age	12.75	69.61	16.67	0.98	0.00	0.00	0.00
EE	0	25	26	2	1	0	1
% age	0.00	45.45	47.27	3.64	1.82	0.00	1.82
CSBS	22	33	2	0	0	0	0
% age	38.60	57.89	3.51	0.00	0.00	0.00	0.00

CHEM 1001 (Chemistry – I) (Theory)

Stream & % age	O (>89)	E (80-89)	A (70-79)	B (60-69)	C (50-59)	D (40-49)	F / FA(<40)
BT	0	26	24	5	0	0	1
% age	0.00	46.43	42.86	8.93	0.00	0.00	1.79
ChE	5	24	14	6	2	0	0
% age	9.80	47.06	27.45	11.76	3.92	0.00	0.00
ME	18	44	28	5	7	0	1
% age	17.48	42.72	27.18	4.85	6.80	0.00	0.97
CE	8	51	29	10	4	0	0
% age	7.84	50.00	28.43	9.80	3.92	0.00	0.00
EE	0	12	34	6	1	1	1
% age	0.00	21.82	61.82	10.91	1.82	1.82	1.82

ELEC 1001 (Basic Electrical Engineering) (Theory)

Stream & % age	O (>89)	E (80-89)	A (70-79)	B (60-69)	C (50-59)	D (40-49)	F / FA(<40)
BT	18	32	4	1	0	0	1
% age	32.14	57.14	7.14	1.79	0.00	0.00	1.79
ChE	22	22	5	1	1	0	0
% age	43.14	43.14	9.80	1.96	1.96	0.00	0.00
ME	43	42	12	4	1	0	1
% age	41.75	40.78	11.65	3.88	0.97	0.00	0.97
CE	16	71	11	3	0	1	0
% age	15.69	69.61	10.78	2.94	0.00	0.98	0.00
EE	2	45	4	2	1	0	1
% age	3.64	81.82	7.27	3.64	1.82	0.00	1.82

HMTS 1011 (Communication for Professional) (Theory)

Stream & % age	O (>89)	E (80-89)	A (70-79)	B (60-69)	C (50-59)	D (40-49)	F / FA(<40)
BT	0	48	4	3	0	0	1
% age	0.00	85.71	7.14	5.36	0.00	0.00	1.79
ChE	2	39	6	3	1	0	0
% age	3.92	76.47	11.76	5.88	1.96	0.00	0.00
ME	0	69	30	1	0	1	2
% age	0.00	66.99	29.13	0.97	0.00	0.97	1.94
CE	2	81	15	3	1	0	0
% age	1.96	79.41	14.71	2.94	0.98	0.00	0.00
EE	0	22	31	0	0	1	1
% age	0.00	40.00	56.36	0.00	0.00	1.82	1.82

PHYS 1001 (Physics I) (Theory)

Stream & % age	O (>89)	E (80-89)	A (70-79)	B (60-69)	C (50-59)	D (40-49)	F / FA(<40)
CSE	19	72	59	16	0	1	4
% age	11.11	42.11	34.50	9.36	0.00	0.58	2.34
IT	0	5	42	10	1	0	0
% age	0.00	8.62	72.41	17.24	1.72	0.00	0.00
ECE	14	124	35	4	1	2	2
% age	7.69	68.13	19.23	2.20	0.55	1.10	1.10
AEIE	0	32	23	4	1	0	0
% age	0.00	53.33	38.33	6.67	1.67	0.00	0.00
CSBS	13	33	6	4	1	0	0
% age	22.81	57.89	10.53	7.02	1.75	0.00	0.00

CSEN 1001 (Programming for Problem Solving) (Theory)

Stream & % age	O (>89)	E (80-89)	A (70-79)	B (60-69)	C (50-59)	D (40-49)	F / FA(<40)
CSE	24	72	56	16	3	0	0
% age	14.04	42.11	32.75	9.36	1.75	0.00	0.00
IT	0	33	23	2	0	0	0
% age	0.00	56.90	39.66	3.45	0.00	0.00	0.00
ECE	5	57	80	33	4	1	2
% age	2.75	31.32	43.96	18.13	2.20	0.55	1.10
AEIE	2	44	14	0	0	0	0
% age	3.33	73.33	23.33	0.00	0.00	0.00	0.00
CSBS	1	23	25	7	1	0	0
% age	1.75	40.35	43.86	12.28	1.75	0.00	0.00

ECEN 1011 (Basic Electronics) (Theory)

Stream & % age	O (>89)	E (80-89)	A (70-79)	B (60-69)	C (50-59)	D (40-49)	F / FA(<40)
CSE	79	76	15	1	0	0	0
% age	46.20	44.44	8.77	0.58	0.00	0.00	0.00
IT	44	14	0	0	0	0	0
% age	75.86	24.14	0.00	0.00	0.00	0.00	0.00
ECE	92	79	6	3	1	0	1
% age	50.55	43.41	3.30	1.65	0.55	0.00	0.55
AEIE	14	41	5	0	0	0	0
% age	23.33	68.33	8.33	0.00	0.00	0.00	0.00
CSBS	51	6	0	0	0	0	0
% age	89.47	10.53	0.00	0.00	0.00	0.00	0.00

**MCA 2nd Semester, 2021
(Theory Papers)**

Paper Code & % age	O (>89)	E (80-89)	A (70-79)	B (60-69)	C (50-59)	D (40-49)	F / FA(<40)
MCAP 1201: Data Structure and Algorithms	3	9	29	16	0	0	0
% age	5.26	15.79	50.88	28.07	0.00	0.00	0.00
MCAP 1202: Computer Communication Networks	5	30	16	6	0	0	0
% age	8.77	52.63	28.07	10.53	0.00	0.00	0.00
MCAP 1203: Soft Computing	6	25	20	4	2	0	0
% age	10.53	43.86	35.09	7.02	3.51	0.00	0.00
MCAP 1204: Operating Systems	0	9	31	14	3	0	0
% age	0.00	15.79	54.39	24.56	5.26	0.00	0.00
MCAP 1205: Information System Analysis and Design	0	24	31	2	0	0	0
% age	0.00	42.11	54.39	3.51	0.00	0.00	0.00

M.Tech 2nd Semester, 2021 (Theory Papers)

CSE

Paper Code & % age	O (>89)	E (80- 89)	A (70- 79)	B (60- 69)	C (50- 59)	D (40- 49)	F/FA (<40)
CSEN 5201: Advanced Algorithms	0	0	0	3	21	0	1
% age	0.00	0.00	0.00	12.00	84.00	0.00	4.00
CSEN 5202: Soft Computing	0	5	11	8	1	0	0
% age	0.00	20.00	44.00	32.00	4.00	0.00	0.00
CSEN 5231: Data Preprocessing and Analysis	24	1	0	0	0	0	0
% age	96.00	4.00	0.00	0.00	0.00	0.00	0.00
CSEN 5234: Theory of Computation	0	0	3	18	3	0	1
% age	0.00	0.00	12.00	72.00	12.00	0.00	4.00
CSEN 5243: Cloud Computing	1	13	10	1	0	0	0
% age	4.00	52.00	40.00	4.00	0.00	0.00	0.00

M.Tech ECE (2nd Sem)

Paper Code & % age	O (>89)	E (80- 89)	A (70- 79)	B (60- 69)	C (50- 59)	D (40- 49)	F/FA (<40)
ECEN 5201: Advanced Digital Communication Techniques	1	5	1	0	0	0	0
% age	14.29	71.43	14.29	0.00	0.00	0.00	0.00
ECEN 5202: Advanced DSP and Applications	6	1	0	0	0	0	0
% age	85.71	14.29	0.00	0.00	0.00	0.00	0.00
ECEN 5231: Telecommunicatio n Systems and Engineering	7	0	0	0	0	0	0
% age	100.00	0.00	0.00	0.00	0.00	0.00	0.00
ECEN 5241: Cognitive Radios & Networks	0	7	0	0	0	0	0
% age	0.00	100.00	0.00	0.00	0.00	0.00	0.00
ECEN 5242: Microwave Measurement & Instrumentation	4	3	0	0	0	0	0
% age	57.14	42.86	0.00	0.00	0.00	0.00	0.00

M.Tech VLSI (2nd Sem)

Paper Code & % age	O (>89)	E (80-89)	A (70-79)	B (60-69)	C (50-59)	D (40-49)	F / FA (<40)
VLSI 5201: Analog VLSI IC Design	0	0	1	0	1	1	0
% age	0.00	0.00	33.33	0.00	33.33	33.33	0.00
VLSI 5202: VLSI Design, Testing and Verification	0	1	1	0	0	1	0
% age	0.00	33.33	33.33	0.00	0.00	33.33	0.00
VLSI 5232: Low Power VLSI Design	0	1	1	0	0	1	0
% age	0.00	33.33	33.33	0.00	0.00	33.33	0.00
VLSI 5241: Advanced VLSI Processor	1	1	1	0	0	0	0
% age	33.33	33.33	33.33	0.00	0.00	0.00	0.00
VLSI 5242: Advanced Nano Devices	0	0	1	1	1	0	0
% age	0.00	0.00	33.33	33.33	33.33	0.00	0.00

BT

Paper Code & % age	O (>89)	E (80-89)	A (70-79)	B (60-69)	C (50-59)	D (40-49)	F / FA (<40)
BIOT 5201: Advanced Bioinformatics	0	2	7	4	2	2	0
% age	0.00	11.76	41.18	23.53	11.76	11.76	0.00
BIOT 5202: Advances in Bioreactor Design, Development and Scale up	12	4	1	0	0	0	0
% age	70.59	23.53	5.88	0.00	0.00	0.00	0.00
BIOT 5231: Advanced Cell Biology and Immunotechnology	7	7	2	0	1	0	0
% age	41.18	41.18	11.76	0.00	5.88	0.00	0.00
BIOT 5232: Genomics and Proteomics	1	1	6	1	1	0	0
% age	10.00	10.00	60.00	10.00	10.00	0.00	0.00
BIOT 5241: Bioprocess Technology	2	5	0	0	0	0	0
% age	28.57	71.43	0.00	0.00	0.00	0.00	0.00
BIOT 5242: Advanced Food Biotechnology	1	13	3	0	0	0	0
% age	5.88	76.47	17.65	0.00	0.00	0.00	0.00

AEIE

Paper Code & % age	O (>89)	E (80-89)	A (70-79)	B (60-69)	C (50-59)	D (40-49)	F/ FA (<40)
AEIE 5201: Embedded Systems	3	2	0	1	0	1	0
% age	37.50	25.00	0.00	12.50	0.00	12.50	0.00
AEIE 5202: Process Control System Design	3	2	1	0	1	0	0
% age	37.50	25.00	12.50	0.00	12.50	0.00	0.00
AEIE 5231: Micro Sensor Science and Technology	2	3	1	0	1	0	0
% age	25.00	37.50	12.50	0.00	12.50	0.00	0.00
AEIE 5241: Digital Image Processing	3	3	0	0	0	1	0
% age	37.50	37.50	0.00	0.00	0.00	12.50	0.00
AEIE 5243: Industrial Internet of Things	0	5	0	1	1	0	0
% age	0.00	62.50	0.00	12.50	12.50	0.00	0.00

RE

Paper Code & % age	O (>89)	E (80-89)	A (70-79)	B (60-69)	C (50-59)	D (40-49)	F / FA (<40)
REEN 5201: Solar Energy Engineering	0	0	0	1	3	0	0
% age	0.00	0.00	0.00	25.00	75.00	0.00	0.00
REEN 5202: Technology of Renewable Power Generation	0	3	1	0	0	0	0
% age	0.00	75.00	25.00	0.00	0.00	0.00	0.00
REEN 5241: Hydrogen and Fuel Cell Technology	1	3	0	0	0	0	0
% age	25.00	75.00	0.00	0.00	0.00	0.00	0.00
REEN 5244: Solar Photovoltaic System Design	0	2	2	0	0	0	0
% age	0.00	50.00	50.00	0.00	0.00	0.00	0.00
REEN 5245: Sustainable Energy Conversion and Storage	0	4	0	0	0	0	0
% age	0.00	100.00	0.00	0.00	0.00	0.00	0.00

**B.Tech Lab Papers, 2nd Semester
HMTS 1251 (Language Lab)**

Stream & % age	O (>89)	E (80- 89)	A (70-79)	B (60-69)	C (50-59)	D (40-49)	F / FA (<40)
CSE	18	98	46	4	2	1	2
% age	10.53	57.31	26.90	2.34	1.17	0.58	1.17
IT	16	28	11	2	0	0	1
% age	27.59	48.28	18.97	3.45	0.00	0.00	1.72
ECE	37	120	16	3	2	2	2
% age	20.33	65.93	8.79	1.65	1.10	1.10	1.10
BT	0	35	17	1	0	1	2
% age	0.00	62.50	30.36	1.79	0.00	1.79	3.57
AEIE	1	42	14	2	0	1	0
% age	1.67	70.00	23.33	3.33	0.00	1.67	0.00
ChE	16	15	15	2	0	1	2
% age	31.37	29.41	29.41	3.92	0.00	1.96	3.92
ME	1	59	32	5	3	0	3
% age	0.97	57.28	31.07	4.85	2.91	0.00	2.91
CE	6	32	46	15	0	0	3
% age	5.88	31.37	45.10	14.71	0.00	0.00	2.94
EE	1	41	8	1	0	1	3
% age	1.82	74.55	14.55	1.82	0.00	1.82	5.45
CSBS	25	27	2	2	1	0	0
% age	43.86	47.37	3.51	3.51	1.75	0.00	0.00

CHEM 1051
Chemistry Lab

Stream & % age	O (>89)	E (80- 89)	A (70-79)	B (60-69)	C (50-59)	D (40-49)	F/FA (<40)
BT	32	20	2	0	0	0	2
% age	57.14	35.71	3.57	0.00	0.00	0.00	3.57
ChE	23	16	6	2	1	0	3
% age	45.10	31.37	11.76	3.92	1.96	0.00	5.88
ME	72	27	2	0	0	0	2
% age	69.90	26.21	1.94	0.00	0.00	0.00	1.94
CE	52	25	19	4	0	0	2
% age	50.98	24.51	18.63	3.92	0.00	0.00	1.96
EE	22	23	5	2	0	0	3
% age	40.00	41.82	9.09	3.64	0.00	0.00	5.45

ELEC 1051
Basic Electrical Engineering Lab

Stream & % age	O (>89)	E (80- 89)	A (70-79)	B (60-69)	C (50-59)	D (40-49)	F/FA (<40)
BT	1	35	15	2	1	0	2
% age	1.79	62.50	26.79	3.57	1.79	0.00	3.57
ChE	9	25	10	3	1	0	3
% age	17.65	49.02	19.61	5.88	1.96	0.00	5.88
ME	7	22	29	22	16	4	3
% age	6.80	21.36	28.16	21.36	15.53	3.88	2.91
CE	1	10	31	37	17	4	2
% age	0.98	9.80	30.39	36.27	16.67	3.92	1.96
EE	0	15	22	14	1	0	3
% age	0.00	27.27	40.00	25.45	1.82	0.00	5.45

MECH 1052
Engineering Graphics & Design

Stream & % age	O (>89)	E (80-89)	A (70-79)	B (60-69)	C (50-59)	D (40-49)	F/FA (<40)
BT	16	26	7	5	0	0	2
% age	28.57	46.43	12.50	8.93	0.00	0.00	3.57
ChE	22	16	7	1	1	0	4
% age	43.14	31.37	13.73	1.96	1.96	0.00	7.84
ME	26	32	17	15	8	1	4
% age	25.24	31.07	16.50	14.56	7.77	0.97	3.88
CE	20	35	29	13	1	1	3
% age	19.61	34.31	28.43	12.75	0.98	0.98	2.94
EE	5	18	20	9	0	0	3
% age	9.09	32.73	36.36	16.36	0.00	0.00	5.45

HMTS 1061
Professional Communication Lab

Stream & % age	O (>89)	E (80-89)	A (70-79)	B (60-69)	C (50-59)	D (40-49)	F/FA (<40)
BT	25	23	4	1	0	0	3
% age	44.64	41.07	7.14	1.79	0.00	0.00	5.36
ChE	16	15	15	2	0	1	2
% age	31.37	29.41	29.41	3.92	0.00	1.96	3.92
ME	15	52	28	4	1	0	3
% age	14.56	50.49	27.18	3.88	0.97	0.00	2.91
CE	3	45	45	6	1	0	2
% age	2.94	44.12	44.12	5.88	0.98	0.00	1.96
EE	2	32	16	2	0	0	3
% age	3.64	58.18	29.09	3.64	0.00	0.00	5.45

**PHYS 1051
Physics Lab**

Stream & % age	O (>89)	E (80- 89)	A (70-79)	B (60-69)	C (50-59)	D (40-49)	F/FA (<40)
CSE	55	77	29	5	3	0	2
% age	32.16	45.03	16.96	2.92	1.75	0.00	1.17
IT	12	24	14	5	1	0	2
% age	20.69	41.38	24.14	8.62	1.72	0.00	3.45
ECE	61	86	24	4	1	3	3
% age	33.52	47.25	13.19	2.20	0.55	1.65	1.65
AEIE	12	24	19	0	5	0	0
% age	20.00	40.00	31.67	0.00	8.33	0.00	0.00
CSBS	13	18	14	9	2	1	0
% age	22.81	31.58	24.56	15.79	3.51	1.75	0.00

**CSEN 1051
Programming for Problem Solving Lab**

Stream & % age	O (>89)	E (80- 89)	A (70-79)	B (60-69)	C (50-59)	D (40-49)	F/FA (<40)
CSE	75	46	34	11	3	0	2
% age	43.86	26.90	19.88	6.43	1.75	0.00	1.17
IT	18	22	10	2	1	4	1
% age	31.03	37.93	17.24	3.45	1.72	6.90	1.72
ECE	41	109	24	4	4	0	0
% age	22.53	59.89	13.19	2.20	2.20	0.00	0.00
AEIE	11	28	16	3	1	1	0
% age	18.33	46.67	26.67	5.00	1.67	1.67	0.00
CSBS	18	17	12	5	3	2	0
% age	31.58	29.82	21.05	8.77	5.26	3.51	0.00

MECH 1051
Workshop / Manufacturing Practices

Stream & % age	O (>89)	E (80-89)	A (70-79)	B (60-69)	C (50-59)	D (40-49)	F/FA (<40)
CSE	35	65	46	18	4	1	2
% age	20.47	38.01	26.90	10.53	2.34	0.58	1.17
IT	27	24	6	0	0	0	1
% age	46.55	41.38	10.34	0.00	0.00	0.00	1.72
ECE	39	86	44	6	2	0	5
% age	21.43	47.25	24.18	3.30	1.10	0.00	2.75
AEIE	8	37	14	1	0	0	0
% age	13.33	61.67	23.33	1.67	0.00	0.00	0.00
CSBS	12	15	21	9	0	0	0
% age	21.05	26.32	36.84	15.79	0.00	0.00	0.00

ECEN 1061
Basic Electronics Lab

Stream & % age	O (>89)	E (80-89)	A (70-79)	B (60-69)	C (50-59)	D (40-49)	F/FA (<40)
CSE	65	98	6	0	0	0	2
% age	38.01	57.31	3.51	0.00	0.00	0.00	1.17
IT	24	33	0	0	1	0	0
% age	41.38	56.90	0.00	0.00	1.72	0.00	0.00
ECE	82	83	13	0	1	0	3
% age	45.05	45.60	7.14	0.00	0.55	0.00	1.65
AEIE	53	5	2	0	0	0	0
% age	88.33	8.33	3.33	0.00	0.00	0.00	0.00
CSBS	19	20	17	1	0	0	0
% age	33.33	35.09	29.82	1.75	0.00	0.00	0.00

MCA 2nd Semester, 2021
(Lab Papers)

Paper Code & % age	O (>89)	E (80-89)	A (70-79)	B (60-69)	C (50-59)	D (40-49)	F/FA (<40)
MCAP 1211 : Data Structure & Algorithms Lab	4	11	28	14	0	0	0
% age	7.02	19.30	49.12	24.56	0.00	0.00	0.00
MCAP 1212: Computer Network Lab	15	35	7	0	0	0	0
% age	26.32	61.40	12.28	0.00	0.00	0.00	0.00
HMTS 1221: Career Development and Management	5	32	20	0	0	0	0
% age	8.77	56.14	35.09	0.00	0.00	0.00	0.00

M.Tech 2nd Semester, 2021 (Lab Papers)
CSE(Lab Papers)

Paper Code & % age	O (>89)	E (80-89)	A (70-79)	B (60-69)	C (50-59)	D (40-49)	F / FA (<40)
CSEN 5251: Advanced Algorithms Lab	0	0	0	3	21	0	1
% age	0.00	0.00	0.00	12.00	84.00	0.00	4.00
CSEN 5252: Soft Computing Lab	1	11	11	0	1	1	0
% age	4.00	44.00	44.00	0.00	4.00	4.00	0.00
CSEN 5293: Term Paper and Seminar	0	2	4	18	1	0	0
% age	0.00	8.00	16.00	72.00	4.00	0.00	0.00

ECE(Lab Papers)

Paper Code & % age	O (>89)	E (80-89)	A (70-79)	B (60-69)	C (50-59)	D (40-49)	F / FA (<40)
ECEN 5252: Advanced DSP and Applications Lab	7	0	0	0	0	0	0
% age	100.00	0.00	0.00	0.00	0.00	0.00	0.00
ECEN 5253: Design & Simulation Lab	2	5	0	0	0	0	0
% age	28.57	71.43	0.00	0.00	0.00	0.00	0.00
ECEN 5293: Term Paper and Seminar	7	0	0	0	0	0	0
% age	100.00	0.00	0.00	0.00	0.00	0.00	0.00

VLSI(Lab Papers)

Paper Code & % age	O (>89)	E (80-89)	A (70-79)	B (60-69)	C (50-59)	D (40-49)	F / FA (<40)
VLSI 5251: Analog VLSI IC Design Lab	0	2	0	0	0	0	1
% age	0.00	66.67	0.00	0.00	0.00	0.00	33.33
VLSI 5252: VLSI Design, Testing and Verification Lab	0	2	0	0	0	0	1
% age	0.00	66.67	0.00	0.00	0.00	0.00	33.33
VLSI 5293: Term Paper and Seminar	2	1	0	0	0	0	0
% age	66.67	33.33	0.00	0.00	0.00	0.00	0.00

BT(Lab Papers)

Paper Code & % age	O (>89)	E (80-89)	A (70-79)	B (60-69)	C (50-59)	D (40-49)	F / FA (<40)
BIOT 5251: Advanced Bioinformatics Lab	0	7	8	1	1	0	0
% age	0.00	41.18	47.06	5.88	5.88	0.00	0.00
BIOT 5252: Bioreactor Design and Scale up Lab	1	6	9	1	0	0	0
% age	5.88	35.29	52.94	5.88	0.00	0.00	0.00
BIOT 5293: Term Paper and Seminar	8	6	3	0	0	0	0
% age	47.06	35.29	17.65	0.00	0.00	0.00	0.00

AEIE(Lab Papers)

Paper Code & % age	O (>89)	E (80-89)	A (70-79)	B (60-69)	C (50-59)	D (40-49)	F / FA (<40)
AEIE 5251: Embedded Systems Lab	2	1	3	0	1	0	0
% age	25.00	12.50	37.50	0.00	12.50	0.00	0.00
AEIE 5252: Process Control System Design Lab	4	2	1	0	0	0	0
% age	50.00	25.00	12.50	0.00	0.00	0.00	0.00
AEIE 5293: Term Paper and Seminar	3	3	1	0	0	0	0
% age	37.50	37.50	12.50	0.00	0.00	0.00	0.00

RE(Lab Papers)

Paper Code & % age	O (>89)	E (80-89)	A (70-79)	B (60-69)	C (50-59)	D (40-49)	F / FA (<40)
REEN 5251: Non-Solar Renewable Energy Laboratory	1	3	0	0	0	0	0
% age	25.00	75.00	0.00	0.00	0.00	0.00	0.00
REEN 5252: Solar Energy Laboratory	0	0	1	3	0	0	0
% age	0.00	0.00	25.00	75.00	0.00	0.00	0.00
REEN 5221: Term Paper and Seminar	1	3	0	0	0	0	0
% age	25.00	75.00	0.00	0.00	0.00	0.00	0.00



HERITAGE INSTITUTE OF TECHNOLOGY

RESULT OF B.TECH 7TH SEMESTER EXAMINATIONS, 2020-21

Placed for

Approval of
Academic Council

In its meeting dated 21.06.2021

PC
Principal
Heritage Institute of Technology

Prayak
Controller of Examinations
Heritage Institute of Technology

COMPUTER SCIENCE & ENGINEERING

No. of students = 221

THEORY PAPERS

Paper Code & Percentage	O (≥ 90)	E (80-89)	A (70-79)	B (60-69)	C (50-59)	D (40-49)	F/FA (<40)
CSEN 4101	4	38	112	60	5	0	2
(%)	1.81	17.19	50.68	27.15	2.26	0.00	0.90
CSEN 4144/45	38	130	39	11	0	0	3
(%)	17.19	58.82	17.65	4.98	0.00	0.00	1.36
CSEN 4162	15	145	51	6	2	0	2
(%)	6.79	65.61	23.08	2.71	0.90	0.00	0.90
AEIE 4182/ BIOT 4181/ ECEN 4181/ MATH 4181/MATH 4182	38	51	47	47	26	10	2
(%)	17.19	23.08	21.27	21.27	11.76	4.52	0.90

LAB PAPERS

Paper Code & Percentage	O (≥ 90)	E (80-89)	A (70-79)	B (60-69)	C (50-59)	D (40-49)	F/FA (<40)
CSEN 4111	61	91	32	28	5	2	2
(%)	27.60	41.18	14.48	12.67	2.26	0.90	0.90
HMTS 4121	61	113	40	4	0	0	3
(%)	27.60	51.13	18.10	1.81	0.00	0.00	1.36
CSEN 4131	73	98	32	16	0	0	2
(%)	33.03	44.34	14.48	7.24	0.00	0.00	0.90
CSEN 4132	51	94	63	9	0	3	1
(%)	23.08	42.53	28.51	4.07	0.00	1.36	0.45
CSEN 4191	105	60	32	23	0	0	1
(%)	47.51	27.15	14.48	10.41	0.00	0.00	0.45

INFORMATION TECHNOLOGY

No. of students =63

THEORY PAPERS

Paper Code & Percentage	O (>= 90)	E (80-89)	A (70-79)	B (60-69)	C (50-59)	D (40-49)	F/FA (<40)
INFO 4101	23	32	5	3	0	0	0
(%)	36.51	50.79	7.94	4.76	0.00	0.00	0.00
INFO 4102	8	41	9	3	1	1	0
(%)	12.70	65.08	14.29	4.76	1.59	1.59	0.00
INFO 4142	7	22	14	14	4	2	0
(%)	11.11	34.92	22.22	22.22	6.35	3.17	0.00
MATH 4181/ AEIE4182	6	11	27	15	3	1	0
(%)	9.52	17.46	42.86	23.81	4.76	1.59	0.00

LAB PAPERS

Paper Code & Percentage	O (>= 90)	E (80-89)	A (70-79)	B (60-69)	C (50-59)	D (40-49)	F/FA (<40)
INFO 4111	23	27	7	4	2	0	0
(%)	36.51	42.86	11.11	6.35	3.17	0.00	0.00
INFO 4112	14	12	20	7	4	6	0
(%)	22.22	19.05	31.75	11.11	6.35	9.52	0.00
HMTS 4121	0	27	24	1	1	10	0
(%)	0.00	42.86	38.10	1.59	1.59	15.87	0.00
INFO 4121	16	31	8	7	1	0	0
(%)	25.40	49.21	12.70	11.11	1.59	0.00	0.00
INFO 4131	9	26	12	7	7	2	0
(%)	14.29	41.27	19.05	11.11	11.11	3.17	0.00
INFO 4191	10	17	21	8	6	0	1
(%)	15.87	26.98	33.33	12.70	9.52	0.00	1.59

ELECTRONICS & COMMUNICATION ENGINEERING

No. of students =212

THEORY PAPERS

Paper Code & Percentage	O (≥ 90)	E (80-89)	A (70-79)	B (60-69)	C (50-59)	D (40-49)	F/FA (<40)
ECEN 4101	24	99	73	11	3	1	1
(%)	11.32	46.70	34.43	5.19	1.42	0.47	0.47
ECEN 4102	78	83	41	8	0	0	2
(%)	36.79	39.15	19.34	3.77	0.00	0.00	0.94
ECEN 4103	28	104	63	13	3	0	1
(%)	13.21	49.06	29.72	6.13	1.42	0.00	0.47
AEIE 4182/ CHEN 4182/ CSEN 4181/ CSEN 4182/ INFO 4182/MATH 4181	65	62	59	18	2	1	5
(%)	30.66	29.25	27.83	8.49	0.94	0.47	2.36

LAB PAPERS

Paper Code & Percentage	O (≥ 90)	E (80-89)	A (70-79)	B (60-69)	C (50-59)	D (40-49)	F/FA (<40)
ECEN 4111	89	103	17	1	1	0	1
(%)	41.98	48.58	8.02	0.47	0.47	0.00	0.47
ECEN 4113	66	122	20	0	1	2	1
(%)	31.13	57.55	9.43	0.00	0.47	0.94	0.47
HMTS 4121	43	109	50	1	3	5	1
(%)	20.28	51.42	23.58	0.47	1.42	2.36	0.47
ECEN 4131	102	92	9	2	6	0	1
(%)	48.11	43.40	4.25	0.94	2.83	0.00	0.47
ECEN 4132	127	74	3	7	0	0	1
(%)	59.91	34.91	1.42	3.30	0.00	0.00	0.47
ECEN 4191	127	81	3	0	0	0	1
(%)	59.91	38.21	1.42	0.00	0.00	0.00	0.47

BIOTECHNOLOGY
No. of students =52

THEORY PAPERS

Paper Code & Percentage	O (>= 90)	E (80-89)	A (70-79)	B (60-69)	C (50-59)	D (40-49)	F/FA (<40)
BIOT 4101	9	35	5	2	1	0	0
(%)	17.31	67.31	9.62	3.85	1.92	0.00	0.00
BIOT 4102	48	4	0	0	0	0	0
(%)	92.31	7.69	0.00	0.00	0.00	0.00	0.00
BIOT 4141/4142/4143	25	25	2	0	0	0	0
(%)	48.08	48.08	3.85	0.00	0.00	0.00	0.00
BIOT 4162/4164/4165	26	16	5	3	1	1	0
(%)	50.00	30.77	9.62	5.77	1.92	1.92	0.00
CHEN 4181/4182	21	28	3	0	0	0	0
(%)	40.38	53.85	5.77	0.00	0.00	0.00	0.00

LAB PAPERS

Paper Code & Percentage	O (>= 90)	E (80-89)	A (70-79)	B (60-69)	C (50-59)	D (40-49)	F/FA (<40)
BIOT 4151/52/53	34	16	1	1	0	0	0
(%)	65.38	30.77	1.92	1.92	0.00	0.00	0.00
HMTS 4121	15	37	0	0	0	0	0
(%)	28.85	71.15	0.00	0.00	0.00	0.00	0.00
BIOT 4131	33	19	0	0	0	0	0
(%)	63.46	36.54	0.00	0.00	0.00	0.00	0.00
BIOT 4134	51	0	0	1	0	0	0
(%)	98.08	0.00	0.00	1.92	0.00	0.00	0.00
BIOT 4191	42	8	2	0	0	0	0
(%)	80.77	15.38	3.85	0.00	0.00	0.00	0.00

APPLIED ELECTRONICS & INSTRUMENTATION ENGINEERING

No. of students =60

THEORY PAPERS

Paper Code & Percentage	O (>= 90)	E (80-89)	A (70-79)	B (60-69)	C (50-59)	D (40-49)	F/FA (<40)
AEIE 4101	7	23	24	6	0	0	0
(%)	11.67	38.33	40.00	10.00	0.00	0.00	0.00
AEIE 4102	20	31	8	1	0	0	0
(%)	33.33	51.67	13.33	1.67	0.00	0.00	0.00
AEIE 4142/ 4143	15	33	10	1	1	0	0
(%)	25.00	55.00	16.67	1.67	1.67	0.00	0.00
CSEN 4182/ BIOT 4181/ ECEN 4181/MATH 4182	23	10	13	12	2	0	0
(%)	38.33	16.67	21.67	20.00	3.33	0.00	0.00

LAB PAPERS

Paper Code & Percentage	O (>= 90)	E (80-89)	A (70-79)	B (60-69)	C (50-59)	D (40-49)	F/FA (<40)
AEIE 4111	28	20	10	1	1	0	0
(%)	46.67	33.33	16.67	1.67	1.67	0.00	0.00
AEIE 4112	28	22	10	0	0	0	0
(%)	46.67	36.67	16.67	0.00	0.00	0.00	0.00
HMTS 4121	0	42	18	0	0	0	0
(%)	0.00	70.00	30.00	0.00	0.00	0.00	0.00
AEIE 4131	20	35	5	0	0	0	0
(%)	33.33	58.33	8.33	0.00	0.00	0.00	0.00
AEIE 4191	26	30	4	0	0	0	0
(%)	43.33	50.00	6.67	0.00	0.00	0.00	0.00

CHEMICAL ENGINEERING

No. of students =64

THEORY PAPERS

Paper Code & Percentage	O (≥ 90)	E (80-89)	A (70-79)	B (60-69)	C (50-59)	D (40-49)	F/FA (<40)
CHEN 4101	1	12	24	26	1	0	0
(%)	1.56	18.75	37.50	40.63	1.56	0.00	0.00
CHEN 4103	0	3	27	22	10	2	0
(%)	0.00	4.69	42.19	34.38	15.63	3.13	0.00
CHEN 4141/4142	16	37	8	1	0	0	2
(%)	25.00	57.81	12.50	1.56	0.00	0.00	3.13
AEIE 4181/ BIOT 4182	35	19	10	0	0	0	0
(%)	54.69	29.69	15.63	0.00	0.00	0.00	0.00

LAB PAPERS

Paper Code & Percentage	O (≥ 90)	E (80-89)	A (70-79)	B (60-69)	C (50-59)	D (40-49)	F/FA (<40)
CHEN 4112	45	19	0	0	0	0	0
(%)	70.31	29.69	0.00	0.00	0.00	0.00	0.00
CHEN 4113	22	33	9	0	0	0	0
(%)	34.38	51.56	14.06	0.00	0.00	0.00	0.00
HMTS 4121	4	41	19	0	0	0	0
(%)	6.25	64.06	29.69	0.00	0.00	0.00	0.00
CHEN 4131	9	52	3	0	0	0	0
(%)	14.06	81.25	4.69	0.00	0.00	0.00	0.00
CHEN 4132	8	32	19	5	0	0	0
(%)	12.50	50.00	29.69	7.81	0.00	0.00	0.00
CHEN 4191	3	42	15	4	0	0	0
(%)	4.69	65.63	23.44	6.25	0.00	0.00	0.00

MECHANICAL ENGINEERING

No. of students =139

THEORY PAPERS

Paper Code & Percentage	O (≥ 90)	E (80-89)	A (70-79)	B (60-69)	C (50-59)	D (40-49)	F/FA (<40)
MECH 4101	10	49	64	11	1	4	0
(%)	7.19	35.25	46.04	7.91	0.72	2.88	0.00
MECH 4102	16	80	32	7	3	1	0
(%)	11.51	57.55	23.02	5.04	2.16	0.72	0.00
MECH 4103	74	57	5	1	1	1	0
(%)	53.24	41.01	3.60	0.72	0.72	0.72	0.00
MECH 4141/42/43/44	41	54	36	7	0	1	0
(%)	29.50	38.85	25.90	5.04	0.00	0.72	0.00
CHEN 4182/CIVL 4181	80	48	11	0	0	0	0
(%)	57.55	34.53	7.91	0.00	0.00	0.00	0.00

LAB PAPERS

Paper Code & Percentage	O (≥ 90)	E (80-89)	A (70-79)	B (60-69)	C (50-59)	D (40-49)	F/FA (<40)
MECH 4111	24	67	29	11	4	3	1
(%)	17.27	48.20	20.86	7.91	2.88	2.16	0.72
MECH 4112	36	52	30	18	2	0	1
(%)	25.90	37.41	21.58	12.95	1.44	0.00	0.72
HMTS 4121	31	75	33	0	0	0	0
(%)	22.30	53.96	23.74	0.00	0.00	0.00	0.00
MECH 4131	69	58	8	3	1	0	0
(%)	49.64	41.73	5.76	2.16	0.72	0.00	0.00
MECH 4191	53	65	15	5	0	1	0
(%)	38.13	46.76	10.79	3.60	0.00	0.72	0.00

CIVIL ENGINEERING

No. of students =141

THEORY PAPERS

Paper Code & Percentage	O (≥ 90)	E (80-89)	A (70-79)	B (60-69)	C (50-59)	D (40-49)	F/FA (<40)
CIVL 4101	56	75	8	1	1	0	0
(%)	39.72	53.19	5.67	0.71	0.71	0.00	0.00
CIVL 4144	56	73	10	1	1	0	0
(%)	39.72	51.77	7.09	0.71	0.71	0.00	0.00
CIVL 4163	83	58	0	0	0	0	0
(%)	58.87	41.13	0.00	0.00	0.00	0.00	0.00
CHEN 4181/CHEN 4182/ELEC 4182/MECH 4181	21	88	28	4	0	0	0
(%)	14.89	62.41	19.86	2.84	0.00	0.00	0.00

LAB PAPERS

Paper Code & Percentage	O (≥ 90)	E (80-89)	A (70-79)	B (60-69)	C (50-59)	D (40-49)	F/FA (<40)
CIVL 4111	30	35	48	22	6	0	0
(%)	21.28	24.82	34.04	15.60	4.26	0.00	0.00
HMTS 4121	59	36	38	6	2	0	0
(%)	41.84	25.53	26.95	4.26	1.42	0.00	0.00
CIVL 4131	64	49	22	5	1	0	0
(%)	45.39	34.75	15.60	3.55	0.71	0.00	0.00
CIVL 4132	56	59	21	3	1	0	1
(%)	39.72	41.84	14.89	2.13	0.71	0.00	0.71
CIVL 4191	67	43	26	3	2	0	0
(%)	47.52	30.50	18.44	2.13	1.42	0.00	0.00

ELECTRICAL ENGINEERING

No. of students =74

THEORY PAPERS

Paper Code & Percentage	O (≥ 90)	E (80-89)	A (70-79)	B (60-69)	C (50-59)	D (40-49)	F/FA (<40)
ELEC 4101	53	10	11	0	0	0	0
(%)	71.62	13.51	14.86	0.00	0.00	0.00	0.00
ELEC 4102	0	12	51	8	3	0	0
(%)	0.00	16.22	68.92	10.81	4.05	0.00	0.00
ELEC 4161	55	16	3	0	0	0	0
(%)	74.32	21.62	4.05	0.00	0.00	0.00	0.00
AEIE 4181/INFO 4182	38	28	7	0	1	0	0
(%)	51.35	37.84	9.46	0.00	1.35	0.00	0.00

LAB PAPERS

Paper Code & Percentage	O (≥ 90)	E (80-89)	A (70-79)	B (60-69)	C (50-59)	D (40-49)	F/FA (<40)
ELEC 4111	2	8	41	21	2	0	0
(%)	2.70	10.81	55.41	28.38	2.70	0.00	0.00
HMTS 4121	18	48	8	0	0	0	0
(%)	24.32	64.86	10.81	0.00	0.00	0.00	0.00
ELEC 4121	5	62	6	1	0	0	0
(%)	6.76	83.78	8.11	1.35	0.00	0.00	0.00
ELEC 4031	5	28	37	4	0	0	0
(%)	6.76	37.84	50.00	5.41	0.00	0.00	0.00
ELEC 4131	0	18	53	2	0	1	0
(%)	0.00	24.32	71.62	2.70	0.00	1.35	0.00
ELEC 4191	0	25	38	11	0	0	0
(%)	0.00	33.78	51.35	14.86	0.00	0.00	0.00



HERITAGE INSTITUTE OF TECHNOLOGY

RESULT OF M.TECH 3rd SEMESTER EXAMINATIONS, 2020-21

Placed for

Approval of
Academic Council

01.07.2021

Prayak

PC
Principal
Heritage Institute of Technology

RESULT SUMMARY

M.TECH IN COMPUTER SCIENCE & ENGINEERING (3RD Semester 2020)

No. of students =11

THEORY PAPERS

Paper Code & Percentage	O (>= 90)	E (80-89)	A (70-79)	B (60-69)	C (50-59)	D (40-49)	F (<40)
CSEN 6137: Information Retrieval	1	3	5	0	1	1	0
(%)	9.09	27.27	45.45	0.00	9.09	9.09	0.00
MATH 6121: Optimization Techniques	0	8	1	0	2	0	0
(%)	0.00	72.73	9.09	0.00	18.18	0.00	0

SESSIONAL

Paper Code & Percentage	O (>= 90)	E (80-89)	A (70-79)	B (60-69)	C (50-59)	D (40-49)	F (<40)
CSEN 6195: Dissertation Phase -I	6	3	2	0	0	0	0
(%)	54.55	27.27	18.18	0.00	0.00	0.00	0

M.TECH IN ELECTRONICS & COMMUNICATION ENGINEERING (3RD Semester 2020)

No. of students =4

THEORY PAPERS

Paper Code & Percentage	O (>= 90)	E (80-89)	A (70-79)	B (60-69)	C (50-59)	D (40-49)	F (<40)
ECEN 6132: Internet of Things (IoT) and Applications	1	2	1	0	0	0	0
(%)	25.00	50.00	25.00	0.00	0.00	0.00	0.00
MATH 6121: Optimization Techniques	0	2	2	0	0	0	0
(%)	0.00	50.00	50.00	0.00	0.00	0.00	0.00

SESSIONAL

Paper Code & Percentage	O (>= 90)	E (80-89)	A (70-79)	B (60-69)	C (50-59)	D (40-49)	F (<40)
ECEN 6195: Dissertation Phase -I	2	2	0	0	0	0	0
(%)	50.00	50.00	0.00	0.00	0.00	0.00	0.00

M.TECH IN ECE - VLSI (3RD Semester 2020)

No. of students =8

THEORY PAPERS

Paper Code & Percentage	O (≥ 90)	E (80-89)	A (70-79)	B (60-69)	C (50-59)	D (40-49)	F (<40)
VLSI 6132: RF IC Design and MEMS	0	5	1	1	1	0	0
(%)	0.00	62.50	12.50	12.50	12.50	0.00	0.00
MATH 6121: Optimization Techniques	0	0	2	3	2	0	1
(%)	0.00	0.00	25.00	37.50	25.00	0.00	12.50

SESSIONAL

Paper Code & Percentage	O (≥ 90)	E (80-89)	A (70-79)	B (60-69)	C (50-59)	D (40-49)	F (<40)
VLSI 6195: Dissertation Phase -I	4	1	2	1	0	0	0
(%)	50.00	12.50	25.00	12.50	0.00	0.00	0.00

M.TECH IN BIOTECHNOLOGY (3RD Semester 2020)

No. of students =13

THEORY PAPERS

Paper Code & Percentage	O (≥ 90)	E (80-89)	A (70-79)	B (60-69)	C (50-59)	D (40-49)	F (<40)
BIOT 6121: Engineering Mathematics and Biostatistics	11	2	0	0	0	0	0
(%)	84.62	15.38	0.00	0.00	0.00	0.00	0.00
BIOT 6131/ BIOT 6132/ BIOT 6133: Modelling and Simulation in Bioprocess/ Biopharmaceuticals/ Downstream Processing	9	4	0	0	0	0	0
(%)	69.23	30.77	0.00	0.00	0.00	0.00	0.00

SESSIONAL

Paper Code & Percentage	O (≥ 90)	E (80-89)	A (70-79)	B (60-69)	C (50-59)	D (40-49)	F (<40)
BIOT 6195: Dissertation-I / Industrial Project	12	1	0	0	0	0	0
(%)	92.31	7.69	0.00	0.00	0.00	0.00	0.00

M.TECH IN APPLIED ELECTRONICS & INSTRUMENTATION ENGINEERING
(3RD Semester 2020)
No. of students =8

THEORY PAPERS

Paper Code & Percentage	O (≥ 90)	E (80-89)	A (70-79)	B (60-69)	C (50-59)	D (40-49)	F (<40)
AEIE 6134: Remote Sensing	0	4	1	2	0	0	1
(%)	0.00	50.00	12.50	25.00	0.00	0.00	12.50
AEIE 6121: Biosignal & Biomedical Image Processing	2	1	2	3	0	0	0
(%)	25.00	12.50	25.00	37.50	0.00	0.00	0.00

SESSIONAL

Paper Code & Percentage	O (≥ 90)	E (80-89)	A (70-79)	B (60-69)	C (50-59)	D (40-49)	F (<40)
AEIE 6195: Dissertation Phase -I	3	5	0	0	0	0	0
(%)	37.50	62.50	0.00	0.00	0.00	0.00	0.00

M.TECH IN RENEWABLE ENERGY (3RD Semester 2020)
No. of students =4

THEORY PAPERS

Paper Code & Percentage	O (≥ 90)	E (80-89)	A (70-79)	B (60-69)	C (50-59)	D (40-49)	F (<40)
REEN 6143: Environment Impact Assessment	1	3	0	0	0	0	0
(%)	25.00	75.00	0.00	0.00	0.00	0.00	0.00
REEN 6122: Safety & Hazards in Energy Industry	1	0	3	0	0	0	0
(%)	25.00	0.00	75.00	0.00	0.00	0.00	0.00

SESSIONAL

Paper Code & Percentage	O (≥ 90)	E (80-89)	A (70-79)	B (60-69)	C (50-59)	D (40-49)	F (<40)
REEN 6195: Dissertation /Industrial Project - Phase -I	0	1	2	1	0	0	0
(%)	0.00	25.00	50.00	25.00	0.00	0.00	0.00



HERITAGE INSTITUTE OF TECHNOLOGY

RESULT OF MCA 5th SEMESTER EXAMINATIONS, 2020-21

Placed for

Approval of
Academic Council
01.07.2021

PC
Principal
Heritage Institute of Technology

Prayak
Controller of Examinations
Heritage Institute of Technology

RESULT SUMMARY

MASTER IN COMPUTER APPLICATIONS (5th Semester 2020)

No. of students =46

THEORY PAPERS

Paper Code & Percentage	O (≥ 90)	E (80-89)	A (70-79)	B (60-69)	C (50-59)	D (40-49)	F (<40)
MCAP 3150: System Administration using Linux	1	26	13	3	2	1	0
(%)	2.17	56.52	28.26	6.52	4.35	2.17	0.00
MCAP 3160: Cryptography and Network Security	17	16	8	4	0	0	1
(%)	36.96	34.78	17.39	8.70	0.00	0.00	2.17
MCAP 3171: Soft Computing	15	23	3	3	1	1	0
(%)	32.61	50.00	6.52	6.52	2.17	2.17	0.00
MCAP 3183: Ecommerce and ERP	4	26	10	4	1	1	0
(%)	8.70	56.52	21.74	8.70	2.17	2.17	0.00

LAB PAPERS

Paper Code & Percentage	O (≥ 90)	E (80-89)	A (70-79)	B (60-69)	C (50-59)	D (40-49)	F (<40)
MCAP 3155: System Administration Lab	21	20	2	1	1	1	0
(%)	45.65	43.48	4.35	2.17	2.17	2.17	0.00
MCAP 3195: Minor Project and Seminar	20	9	5	1	10	0	1
(%)	43.48	19.57	10.87	2.17	21.74	0.00	2.17




HERITAGE INSTITUTE OF TECHNOLOGY

RESULT OF B.TECH 5TH SEMESTER EXAMINATIONS, 2020-21

Placed for

Approval of
Academic Council
12.07.2021


Principal
Heritage Institute of Technology


Controller of Examinations
Heritage Institute of Technology

COMPUTER SCIENCE & ENGINEERING

No. of students = 217

THEORY PAPERS

Paper Code & Percentage	O (≥ 90)	E (80-89)	A (70-79)	B (60-69)	C (50-59)	D (40-49)	F (<40)
CSEN 3101 Database Management Systems	9	110	82	13	3	0	0
(%)	4.15	50.69	37.79	5.99	1.38	0.00	0.00
CSEN 3102 Formal Language & Automata Theory	57	98	48	10	1	3	0
(%)	26.27	45.16	22.12	4.61	0.46	1.38	0.00
CSEN 3103 Object Oriented Programming	11	110	72	22	1	1	0
(%)	5.07	50.69	33.18	10.14	0.46	0.46	0.00
ECEN 3106 Electronic Design Automation	156	56	5	0	0	0	0
(%)	71.89	25.81	2.30	0.00	0.00	0.00	0.00
CSEN 3132/33/35 Data Mining & Knowledge Discovery, Web Technologies, Introduction to Data Analysis with Python and R,	153	45	18	0	1	0	0
(%)	70.51	20.74	8.29	0.00	0.46	0.00	0.00
CSEN 3111 Artificial Intelligence	4	60	103	40	8	2	0
(%)	1.84	27.65	47.47	18.43	3.69	0.92	0.00

LAB PAPERS

Paper Code & Percentage	O (≥ 90)	E (80-89)	A (70-79)	B (60-69)	C (50-59)	D (40-49)	F (<40)
CSEN 3151 Database Management Systems Lab	17	78	55	36	30	0	1
(%)	7.83	35.94	25.35	16.59	13.82	0.00	0.46
CSEN 3153 Object Oriented Programming Lab	65	61	41	23	11	14	2
(%)	29.95	28.11	18.89	10.60	5.07	6.45	0.92
ECEN 3156 Electronic Design Automation	149	64	2	0	2	0	0
(%)	68.66	29.49	0.92	0.00	0.92	0.00	0.00
CSEN 3161 Artificial Intelligence Lab	80	83	31	15	5	1	2
(%)	36.87	38.25	14.29	6.91	2.30	0.46	0.92

INFORMATION TECHNOLOGY

No. of students =63

THEORY PAPERS

Paper Code & Percentage	O (>= 90)	E (80-89)	A (70-79)	B (60-69)	C (50-59)	D (40-49)	F (<40)
INCO 3016 Indian Constitution And Civil Society	0	0	0	31	32	0	0
(%)	0.00	0.00	0.00	49.21	50.79	0.00	0.00
INFO 3101 Advanced Java & Web Technology	5	32	19	4	1	2	0
(%)	7.94	50.79	30.16	6.35	1.59	3.17	0.00
INFO 3102 Operating Systems	8	45	10	0	0	0	0
(%)	12.70	71.43	15.87	0.00	0.00	0.00	0.00
INFO 3103 Design & Analysis of Algorithms	9	31	18	4	1	0	0
(%)	14.29	49.21	28.57	6.35	1.59	0.00	0.00
INFO 3104 Software Engineering	27	27	4	4	1	0	0
(%)	42.86	42.86	6.35	6.35	1.59	0.00	0.00
INFO 3131/32/33 Computer Graphics, Distributed Database Management Systems, Compiler Design,	7	40	8	7	1	0	0
(%)	11.11	63.49	12.70	11.11	1.59	0.00	0.00

LAB PAPERS

Paper Code & Percentage	O (>= 90)	E (80-89)	A (70-79)	B (60-69)	C (50-59)	D (40-49)	F (<40)
INFO 3151 Advanced Java & Web Technology Lab	27	19	11	3	2	1	0
(%)	42.86	30.16	17.46	4.76	3.17	1.59	0.00
INFO 3152 Operating Systems Lab	17	22	12	5	5	2	0
(%)	26.98	34.92	19.05	7.94	7.94	3.17	0.00
INFO 3153 Design & Analysis of Algorithms Lab	17	24	14	7	0	1	0
(%)	26.98	38.10	22.22	11.11	0.00	1.59	0.00
INFO 3154 Software Engineering Lab	5	35	15	3	1	3	1
(%)	7.94	55.56	23.81	4.76	1.59	4.76	1.59

ELECTRONICS & COMMUNICATION ENGINEERING

No. of students =188

THEORY PAPERS

Paper Code & Percentage	O (≥ 90)	E (80-89)	A (70-79)	B (60-69)	C (50-59)	D (40-49)	F (<40)
ECEN 3101 Digital Communication	39	85	49	10	5	0	0
(%)	20.74	45.21	26.06	5.32	2.66	0.00	0.00
ECEN 3102 Digital Signal Processing	105	59	19	3	1	0	1
(%)	55.85	31.38	10.11	1.60	0.53	0.00	0.53
ECEN 3103 Microwave Engineering	75	74	32	6	1	0	0
(%)	39.89	39.36	17.02	3.19	0.53	0.00	0.00
ECEN 3104 Microprocessors and Microcontrollers	147	39	2	0	0	0	0
(%)	78.19	20.74	1.06	0.00	0.00	0.00	0.00
ECEN 3105 Information Theory and Coding	88	88	10	1	1	0	0
(%)	46.81	46.81	5.32	0.53	0.53	0.00	0.00
ECEN 3131/32/33 Telecommunication Systems, Computer Networks, Speech and Audio Processing	118	59	9	1	1	0	0
(%)	62.77	31.38	4.79	0.53	0.53	0.00	0.00

LAB PAPERS

Paper Code & Percentage	O (≥ 90)	E (80-89)	A (70-79)	B (60-69)	C (50-59)	D (40-49)	F (<40)
ECEN 3151 Digital Communication Laboratory	49	83	50	5	0	0	1
(%)	26.06	44.15	26.60	2.66	0.00	0.00	0.53
ECEN 3152 Digital Signal Processing Laboratory	88	96	3	0	0	0	1
(%)	46.81	51.06	1.60	0.00	0.00	0.00	0.53
ECEN 3153 Microwave Engineering Laboratory	47	96	43	1	0	0	1
(%)	25.00	51.06	22.87	0.53	0.00	0.00	0.53
ECEN 3154 Microprocessors and Microcontrollers Laboratory	61	62	61	3	0	0	1
(%)	32.45	32.98	32.45	1.60	0.00	0.00	1.59

BIOTECHNOLOGY

No. of students =58

THEORY PAPERS

Paper Code & Percentage	O (≥ 90)	E (80-89)	A (70-79)	B (60-69)	C (50-59)	D (40-49)	F (<40)
INCO 3016 Indian Constitution And Civil Society	0	21	27	8	2	0	0
(%)	0.00	36.21	46.55	13.79	3.45	0.00	0.00
BIOT 3101 Genetics	35	18	4	1	0	0	0
(%)	60.34	31.03	6.90	1.72	0.00	0.00	0.00
BIOT 3102 Bioinformatics	6	22	21	4	3	1	1
(%)	10.34	37.93	36.21	6.90	5.17	1.72	1.72
BIOT 3103 Recombinant DNA Technology	4	30	19	4	0	1	0
(%)	6.90	51.72	32.76	6.90	0.00	1.72	0.00
BIOT 3104 Transfer Operation-II	51	7	0	0	0	0	0
(%)	87.93	12.07	0.00	0.00	0.00	0.00	0.00
BIOT 3131/32/33 Food Biotechnology, Environmental Biotechnology, Bioprocess & Process Instrumentation	43	14	1	0	0	0	0
(%)	74.14	24.14	1.72	0.00	0.00	0.00	0.00

LAB PAPERS

Paper Code & Percentage	O (≥ 90)	E (80-89)	A (70-79)	B (60-69)	C (50-59)	D (40-49)	F (<40)
BIOT 3151 Genetics lab	36	19	3	0	0	0	0
(%)	62.07	32.76	5.17	0.00	0.00	0.00	0.00
BIOT 3152 Bioinformatics lab	10	33	9	3	3	0	0
(%)	17.24	56.90	15.52	5.17	5.17	0.00	0.00
BIOT 3153 Recombinant DNA Technology lab	13	22	19	4	0	0	0
(%)	22.41	37.93	32.76	6.90	0.00	0.00	0.00
BIOT 3154 Transfer Operation-II lab	39	19	0	0	0	0	0
(%)	67.24	32.76	0.00	0.00	0.00	0.00	0.00
BIOT 3181/82/83 Food Biotechnology Lab, Environmental Biotechnology Lab, Bioprocess & Process Instrumentation Lab	38	15	4	1	0	0	0
(%)	65.52	25.86	6.90	1.72	0.00	0.00	0.00

APPLIED ELECTRONICS & INSTRUMENTATION ENGINEERING

No. of students =60

THEORY PAPERS

Paper Code & Percentage	O (>= 90)	E (80-89)	A (70-79)	B (60-69)	C (50-59)	D (40-49)	F (<40)
AEIE 3101 Process Control	16	21	13	9	1	0	0
(%)	26.67	35.00	21.67	15.00	1.67	0.00	0.00
AEIE 3102 Power Electronics & Drives	8	37	12	3	0	0	0
(%)	13.33	61.67	20.00	5.00	0.00	0.00	0.00
AEIE 3103 Microprocessors & Microcontrollers	2	20	28	9	1	0	0
(%)	3.33	33.33	46.67	15.00	1.67	0.00	0.00
AEIE 3104 Fundamentals of Digital Signal Processing	5	36	14	4	1	0	0
(%)	8.33	60.00	23.33	6.67	1.67	0.00	0.00
AEIE 3131/32/33 Communication Techniques, Non Conventional Energy Sources, Advanced Sensors	25	27	7	1	0	0	0
(%)	41.67	45.00	11.67	1.67	0.00	0.00	0.00
AEIE3111 Introduction to Mechatronics	0	49	10	1	0	0	0
(%)	0.00	81.67	16.67	1.67	0.00	0.00	0.00

LAB PAPERS

Paper Code & Percentage	O (>= 90)	E (80-89)	A (70-79)	B (60-69)	C (50-59)	D (40-49)	F (<40)
AEIE 3151 Process Control Lab	35	19	2	2	1	0	1
(%)	58.33	31.67	3.33	3.33	1.67	0.00	1.67
AEIE 3152 Power Electronics & Drives Lab	34	20	6	0	0	0	0
(%)	56.67	33.33	10.00	0.00	0.00	0.00	0.00
AEIE 3153 Microprocessors & Microcontrollers Lab	32	18	7	0	2	1	0
(%)	53.33	30.00	11.67	0.00	3.33	1.67	0.00

CHEMICAL ENGINEERING

No. of students =64

THEORY PAPERS

Paper Code & Percentage	O (≥ 90)	E (80-89)	A (70-79)	B (60-69)	C (50-59)	D (40-49)	F (<40)
CHEN 3101 Chemical Process Technology	16	35	8	2	1	1	1
(%)	25.00	54.69	12.50	3.13	1.56	1.56	1.56
CHEN 3102 Chemical Reaction Engineering - I	49	11	1	1	1	1	0
(%)	76.56	17.19	1.56	1.56	1.56	1.56	0.00
CHEN 3103 Mass Transfer I	39	22	0	1	0	2	0
(%)	60.94	34.38	0.00	1.56	0.00	3.13	0.00
CHEN 3104 Numerical Methods in Chemical Engineering	1	30	28	3	1	0	1
(%)	1.56	46.88	43.75	4.69	1.56	0.00	1.56
CHEN 3131/32 Petrochemical Technology, Energy Engineering	6	37	16	2	2	1	0
(%)	9.38	57.81	25.00	3.13	3.13	1.56	0.00
CHEN 3141/42 Bioprocess Engineering, Industrial Safety and Hazards Analysis	19	36	7	0	0	2	0
(%)	29.69	56.25	10.94	0.00	0.00	3.13	0.00
CHEN 3111 Chemical Reaction Engineering II	32	25	5	0	0	1	1
(%)	50.00	39.06	7.81	0.00	0.00	1.56	1.56

LAB PAPERS

Paper Code & Percentage	O (≥ 90)	E (80-89)	A (70-79)	B (60-69)	C (50-59)	D (40-49)	F (<40)
CHEN 3151 Numerical Computation Laboratory	19	12	18	6	8	0	1
(%)	29.69	18.75	28.13	9.38	12.50	0.00	1.56
CHEN 3152 Chemical Reaction	17	32	11	2	1	0	1
(%)	26.56	50.00	17.19	3.13	1.56	0.00	1.56
CHEN 3153 Energy Laboratory: Theory and Practice	9	42	12	0	0	0	1
(%)	14.06	65.63	18.75	0.00	0.00	0.00	1.56

MECHANICAL ENGINEERING

No. of students =121

THEORY PAPERS

Paper Code & Percentage	O (≥ 90)	E (80-89)	A (70-79)	B (60-69)	C (50-59)	D (40-49)	F (<40)
INCO 3016 Indian Constitution And Civil Society	0	0	30	71	19	0	1
(%)	0.00	0.00	24.79	58.68	15.70	0.00	0.83
MECH 3101 Machine Design-I	35	47	26	11	2	0	0
(%)	28.93	38.84	21.49	9.09	1.65	0.00	0.00
MECH 3102 Heat Transfer	8	61	41	8	2	0	1
(%)	6.61	50.41	33.88	6.61	1.65	0.00	0.83
MECH 3103 Engineering Materials	2	25	57	31	5	1	0
(%)	1.65	20.66	47.11	25.62	4.13	0.83	0.00
MECH 3104 Machining & Machine Tools	14	71	28	5	3	0	0
(%)	11.57	58.68	23.14	4.13	2.48	0.00	0.00
MECH 3105 Dynamics of Machines	37	52	20	9	2	0	1
(%)	30.58	42.98	16.53	7.44	1.65	0.00	0.83
MECH 3131/32/33/34 Fluid Power Control, Refrigeration & Air Conditioning, Electrical Machines, Data Structure & RDBMS	13	51	44	11	2	0	0
(%)	10.74	42.15	36.36	9.09	1.65	0.00	0.00

LAB PAPERS

Paper Code & Percentage	O (≥ 90)	E (80-89)	A (70-79)	B (60-69)	C (50-59)	D (40-49)	F (<40)
MECH 3152 Applied Thermodynamics & Heat Transfer Lab	11	45	41	19	1	2	2
(%)	9.09	37.19	33.88	15.70	0.83	1.65	1.65
MECH 3155 Dynamics of Machines Lab	21	58	35	4	1	0	2
(%)	17.36	47.93	28.93	3.31	0.83	0.00	1.65
MECH 3181/82/83/84 Fluid Power Control Lab, Refrigeration and Air Conditioning Lab, Electrical Machines Lab, RDBMS Lab	27	50	34	8	1	0	1
(%)	22.31	41.32	28.10	6.61	0.83	0.00	0.83

CIVIL ENGINEERING

No. of students =128

THEORY PAPERS

Paper Code & Percentage	O (≥ 90)	E (80-89)	A (70-79)	B (60-69)	C (50-59)	D (40-49)	F (<40)
INCO 3016 Indian Constitution And Civil Society	0	6	70	46	6	0	0
(%)	0.00	4.69	54.69	35.94	4.69	0.00	0.00
CIVL 3101 Structural Analysis -II	17	70	33	5	0	0	3
(%)	13.28	54.69	25.78	3.91	0.00	0.00	2.34
CIVL 3102 Design of R.C.C.Structures	38	59	20	7	3	1	0
(%)	29.69	46.09	15.63	5.47	2.34	0.78	0.00
CIVL 3103 Environmental Engineering	98	30	0	0	0	0	0
(%)	76.56	23.44	0.00	0.00	0.00	0.00	0.00
CSEN 3106 Data Structure & RDBMS	8	61	49	8	1	0	1
(%)	6.25	47.66	38.28	6.25	0.78	0.00	0.78
CIVL 3141 Foundation Engineering	2	27	65	27	6	1	0
(%)	1.56	21.09	50.78	21.09	4.69	0.78	0.00

LAB PAPERS

Paper Code & Percentage	O (≥ 90)	E (80-89)	A (70-79)	B (60-69)	C (50-59)	D (40-49)	F (<40)
CIVL 3152 R.C.C.Design and Detailing Lab	12	26	20	33	14	16	7
(%)	9.38	20.31	15.63	25.78	10.94	12.50	5.47
CIVL 3153 Environmental Engineering Lab	38	89	0	1	0	0	0
(%)	29.69	69.53	0.00	0.78	0.00	0.00	0.00
CSEN 3156 RDBMS Lab	47	55	25	0	0	0	1
(%)	36.72	42.97	19.53	0.00	0.00	0.00	0.78

ELECTRICAL ENGINEERING

No. of students =64

THEORY PAPERS

Paper Code & Percentage	O (≥ 90)	E (80-89)	A (70-79)	B (60-69)	C (50-59)	D (40-49)	F (<40)
INCO 3016 Indian Constitution And Civil Society	0	0	3	32	29	0	0
(%)	0.00	0.00	4.69	50.00	45.31	0.00	0.00
ELEC 3101 Electrical Machines - II	3	24	30	4	1	2	0
(%)	4.69	37.50	46.88	6.25	1.56	3.13	0.00
ELEC 3102 Power System - I	20	32	7	4	1	0	0
(%)	31.25	50.00	10.94	6.25	1.56	0.00	0.00
ELEC 3103 Control System	7	26	24	4	3	0	0
(%)	10.94	40.63	37.50	6.25	4.69	0.00	0.00
ELEC 3104 Power Electronics	18	37	6	3	0	0	0
(%)	28.13	57.81	9.38	4.69	0.00	0.00	0.00
ELEC 3141 Digital Signal Processing	9	28	17	9	1	0	0
(%)	14.06	43.75	26.56	14.06	1.56	0.00	0.00

LAB PAPERS

Paper Code & Percentage	O (≥ 90)	E (80-89)	A (70-79)	B (60-69)	C (50-59)	D (40-49)	F (<40)
ELEC 3151 Electrical Machines - II Lab	4	20	29	11	0	0	0
(%)	6.25	31.25	45.31	17.19	0.00	0.00	0.00
ELEC 3152 Power system - I Lab	0	17	32	13	2	0	0
(%)	0.00	26.56	50.00	20.31	3.13	0.00	0.00
ELEC 3153 Control System Lab	10	23	18	12	1	0	0
(%)	15.63	35.94	28.13	18.75	1.56	0.00	0.00
ELEC 3154 Power Electronics Lab	3	10	22	24	5	0	0
(%)	4.69	15.63	34.38	37.50	7.81	0.00	0.00



HERITAGE INSTITUTE OF TECHNOLOGY

RESULT OF B.TECH, M.Tech & MCA 1st SEMESTER EXAMINATIONS, 2020-21

Placed for

Approval of
Academic Council
12.8.2021

FC
Principal
Heritage Institute of Technology

Prayak
Controller of Examinations
Heritage Institute of Technology

RESULT ANALYSIS - ODD SEM, 2020
1ST YEAR - B.TECH (THEORY)

Mathematics-I											
MATH 1101											
Letter Grade	CSE	IT	ECE	BT	AEIE	ChE	ME	CE	EE	CSBS	Total
O (>89)	94	34	112	28	31	26	33	19	4	4	385
(%)	53.11	57.63	60.87	49.12	51.67	49.06	31.73	18.45	7.41	6.78	42.31
E (80-89)	69	23	54	23	20	21	40	64	31	33	378
(%)	38.98	38.98	29.35	40.35	33.33	39.62	38.46	62.14	57.41	55.93	41.54
A (70-79)	8	1	12	2	6	4	22	17	16	16	104
(%)	4.52	1.69	6.52	3.51	10.00	7.55	21.15	16.50	29.63	27.12	11.43
B (60-69)	1	0	1	1	1	2	4	2	3	3	18
(%)	0.56	0.00	0.54	1.75	1.67	3.77	3.85	1.94	5.56	5.08	1.98
C (50-59)	1	1	1	2	1	0	3	1	0	1	11
(%)	0.56	1.69	0.54	3.51	1.67	0.00	2.88	0.97	0.00	1.69	1.21
D (40-49)	1	0	3	0	0	0	0	0	0	2	6
(%)	0.56	0.00	1.63	0.00	0.00	0.00	0.00	0.00	0.00	3.39	0.66
F/FA (<40)	3	0	1	1	1	0	2	0	0	0	8
(%)	1.69	0.00	0.54	1.75	1.67	0.00	1.92	0.00	0.00	0.00	0.88
Total Students	177	59	184	57	60	53	104	103	54	59	910

Chemistry - I						
CHEM 1001						
Letter Grade	CSE	IT	ECE	AEIE	CSBS	Total
O (>89)	53	6	28	18	2	107
(%)	29.94	10.17	15.22	30.00	3.39	19.85
E (80-89)	91	42	103	27	26	289
(%)	51.41	71.19	55.98	45.00	44.07	53.62
A (70-79)	22	10	34	9	22	97
(%)	12.43	16.95	18.48	15.00	37.29	18.00
B (60-69)	5	0	11	6	8	30
(%)	2.82	0.00	5.98	10.00	13.56	5.57
C (50-59)	1	0	3	0	1	5
(%)	0.56	0.00	1.63	0.00	1.69	0.93
D (40-49)	0	1	2	0	0	3
(%)	0.00	1.69	1.09	0.00	0.00	0.56
F/FA (<40)	5	0	3	0	0	8
(%)	2.82	0.00	1.63	0.00	0.00	1.48
Total Students	177	59	184	60	59	539

Basic Electrical Engineering						
ELEC 1001						
Letter Grade	CSE	IT	ECE	AEIE	CSBS	Total
O (>89)	141	36	116	31	32	356
(%)	79.66	61.02	63.04	51.67	54.24	66.05
E (80-89)	30	19	53	19	15	136
(%)	16.95	32.20	28.80	31.67	25.42	25.23
A (70-79)	2	3	7	8	9	29
(%)	1.13	5.08	3.80	13.33	15.25	5.38
B (60-69)	0	0	2	1	2	5
(%)	0.00	0.00	1.09	1.67	3.39	0.93
C (50-59)	1	0	2	1	0	4
(%)	0.56	0.00	1.09	1.67	0.00	0.74
D (40-49)	1	0	4	0	1	6
(%)	0.56	0.00	2.17	0.00	1.69	1.11
F/FA (<40)	2	1	0	0	0	3
(%)	1.13	1.69	0.00	0.00	0.00	0.56
Total Students	177	59	184	60	59	539

Communication for Professional						
HMTS 1011						
Letter Grade	CSE	IT	ECE	AEIE	CSBS	Total
O (>89)	7	2	19	0	0	28
(%)	3.95	3.39	10.33	0.00	0.00	5.19
E (80-89)	83	48	135	56	13	335
(%)	46.89	81.36	73.37	93.33	22.03	62.15
A (70-79)	81	8	22	3	44	158
(%)	45.76	13.56	11.96	5.00	74.58	29.31
B (60-69)	4	1	6	1	2	14
(%)	2.26	1.69	3.26	1.67	3.39	2.60
C (50-59)	0	0	2	0	0	2
(%)	0.00	0.00	1.09	0.00	0.00	0.37
D (40-49)	0	0	0	0	0	0
(%)	0.00	0.00	0.00	0.00	0.00	0.00
F/FA (<40)	2	0	0	0	0	2
(%)	1.13	0.00	0.00	0.00	0.00	0.37
Total Students	177	59	184	60	59	539

Physics I						
PHYS 1001						
Letter Grade	BT	ChE	ME	CE	EE	Total
O (>89)	3	2	15	1	0	21
(%)	5.26	3.77	14.42	0.97	0.00	5.66
E (80-89)	40	22	55	43	11	171
(%)	70.18	41.51	52.88	41.75	20.37	46.09
A (70-79)	8	18	17	42	32	117
(%)	14.04	33.96	16.35	40.78	59.26	31.54
B (60-69)	2	5	8	11	10	36
(%)	3.51	9.43	7.69	10.68	18.52	9.70
C (50-59)	3	4	7	5	0	19
(%)	5.26	7.55	6.73	4.85	0.00	5.12
D (40-49)	1	2	0	1	1	5
(%)	1.75	3.77	0.00	0.97	1.85	1.35
F/FA (<40)	0	0	2	0	0	2
(%)	0.00	0.00	1.92	0.00	0.00	0.54
Total Students	57	53	104	103	54	371

Programming for Problem Solving						
CSEN 1001						
Letter Grade	BT	ChE	ME	CE	EE	Total
O (>89)	21	29	15	16	12	93
(%)	36.84	54.72	14.42	15.53	22.22	25.07
E (80-89)	30	17	43	50	28	168
(%)	52.63	32.08	41.35	48.54	51.85	45.28
A (70-79)	5	4	28	36	12	85
(%)	8.77	7.55	26.92	34.95	22.22	22.91
B (60-69)	1	2	13	1	2	19
(%)	1.75	3.77	12.50	0.97	3.70	5.12
C (50-59)	0	0	3	0	0	3
(%)	0.00	0.00	2.88	0.00	0.00	0.81
D (40-49)	0	0	1	0	0	1
(%)	0.00	0.00	0.96	0.00	0.00	0.27
F/FA (<40)	0	1	1	0	0	2
(%)	0.00	1.89	0.96	0.00	0.00	0.54
Total Students	57	53	104	103	54	371

Basic Electronics						
ECEN 1011						
Letter Grade	BT	ChE	ME	CE	EE	Total
O (>89)	10	8	33	26	1	78
(%)	17.54	15.09	31.73	25.24	1.85	21.02
E (80-89)	32	27	45	72	26	202
(%)	56.14	50.94	43.27	69.90	48.15	54.45
A (70-79)	11	10	17	4	23	65
(%)	19.30	18.87	16.35	3.88	42.59	17.52
B (60-69)	4	5	6	1	4	20
(%)	7.02	9.43	5.77	0.97	7.41	5.39
C (50-59)	0	2	2	0	0	4
(%)	0.00	3.77	1.92	0.00	0.00	1.08
D (40-49)	0	0	0	0	0	0
(%)	0.00	0.00	0.00	0.00	0.00	0.00
F/FA (<40)	0	1	1	0	0	2
(%)	0.00	1.89	0.96	0.00	0.00	0.54
Total Students	57	53	104	103	54	371

RESULT ANALYSIS - ODD SEM, 2020
1ST YEAR - B.TECH (Lab)

Basic Electrical Engineering Lab						
ELEC 1051						
Letter Grade	CSE	IT	ECE	AEIE	CSBS	Total
O (>89)	12	2	11	0	2	27
(%)	6.78	3.39	5.98	0.00	3.39	5.01
E (80-89)	48	19	67	14	11	159
(%)	27.12	32.20	36.41	23.33	18.64	29.50
A (70-79)	75	31	73	30	29	238
(%)	42.37	52.54	39.67	50.00	49.15	44.16
B (60-69)	30	6	17	16	17	86
(%)	16.95	10.17	9.24	26.67	28.81	15.96
C (50-59)	6	0	13	0	0	19
(%)	3.39	0.00	7.07	0.00	0.00	3.53
D (40-49)	1	0	0	0	0	1
(%)	0.56	0.00	0.00	0.00	0.00	0.19
F/FA (<40)	5	1	3	0	0	9
(%)	2.82	1.69	1.63	0.00	0.00	1.67
Total Students	177	59	184	60	59	539

Physics Lab						
PHYS 1051						
Letter Grade	BT	ChE	ME	CE	EE	Total
O (>89)	20	18	37	14	13	102
(%)	35.09	33.96	35.58	13.59	24.07	27.49
E (80-89)	27	19	35	33	20	134
(%)	47.37	35.85	33.65	32.04	37.04	36.12
A (70-79)	5	11	23	41	15	95
(%)	8.77	20.75	22.12	39.81	27.78	25.61
B (60-69)	2	1	4	11	5	23
(%)	3.51	1.89	3.85	10.68	9.26	6.20
C (50-59)	0	1	1	3	1	6
(%)	0.00	1.89	0.96	2.91	1.85	1.62
D (40-49)	0	0	0	0	0	0
(%)	0.00	0.00	0.00	0.00	0.00	0.00
F/FA (<40)	3	3	4	1	0	11
(%)	5.26	5.66	3.85	0.97	0.00	2.96
Total Students	57	53	104	103	54	371

Professional Communication Lab						
HMTS 1061						
Letter Grade	CSE	IT	ECE	AEIE	CSBS	Total
O (>89)	28	10	14	3	2	57
(%)	15.82	16.95	7.61	5.00	3.39	10.58
E (80-89)	95	27	109	26	21	278
(%)	53.67	45.76	59.24	43.33	35.59	51.58
A (70-79)	39	18	49	28	29	163
(%)	22.03	30.51	26.63	46.67	49.15	30.24
B (60-69)	5	2	7	2	6	22
(%)	2.82	3.39	3.80	3.33	10.17	4.08
C (50-59)	5	1	2	0	1	9
(%)	2.82	1.69	1.09	0.00	1.69	1.67
D (40-49)	0	0	0	0	0	0
(%)	0.00	0.00	0.00	0.00	0.00	0.00
F/FA (<40)	5	1	3	1	0	10
(%)	2.82	1.69	1.63	1.67	0.00	1.86
Total Students	177	59	184	60	59	539

Programming for Problem Solving Lab Solving						
CSEN 1051						
Letter Grade	BT	ChE	ME	CE	EE	Total
O (>89)	31	17	44	20	39	151
(%)	54.39	32.08	42.31	19.42	72.22	40.70
E (80-89)	16	17	37	36	12	118
(%)	28.07	32.08	35.58	34.95	22.22	31.81
A (70-79)	5	8	17	25	2	57
(%)	8.77	15.09	16.35	24.27	3.70	15.36
B (60-69)	3	4	2	13	0	22
(%)	5.26	7.55	1.92	12.62	0.00	5.93
C (50-59)	0	1	2	4	0	7
(%)	0.00	1.89	1.92	3.88	0.00	1.89
D (40-49)	0	2	0	4	0	6
(%)	0.00	3.77	0.00	3.88	0.00	1.62
F/FA (<40)	2	4	2	1	1	10
(%)	3.51	7.55	1.92	0.97	1.85	2.70
Total Students	57	53	104	103	54	371

Basic Electronics Lab						
ECEN 1061						
Letter Grade	BT	ChE	ME	CE	EE	Total
O (>89)	15	17	39	50	9	130
(%)	26.32	32.08	37.50	48.54	16.67	35.04
E (80-89)	28	23	35	49	29	164
(%)	49.12	43.40	33.65	47.57	53.70	44.20
A (70-79)	11	6	17	3	14	51
(%)	19.30	11.32	16.35	2.91	25.93	13.75
B (60-69)	0	3	6	0	0	9
(%)	0.00	5.66	5.77	0.00	0.00	2.43
C (50-59)	0	0	1	0	0	1
(%)	0.00	0.00	0.96	0.00	0.00	0.27
D (40-49)	0	0	2	0	1	3
(%)	0.00	0.00	1.92	0.00	1.85	0.81
F/FA (<40)	3	4	4	1	1	13
(%)	5.26	7.55	3.85	0.97	1.85	3.50
Total Students	57	53	104	103	54	371

Chemistry Lab						
CHEM 1051						
Letter Grade	CSE	IT	ECE	AEIE	CSBS	Total
O (>89)	105	46	101	34	24	310
(%)	59.32	77.97	54.89	56.67	40.68	57.51
E (80-89)	66	10	64	26	28	194
(%)	37.29	16.95	34.78	43.33	47.46	35.99
A (70-79)	1	1	10	0	6	18
(%)	0.56	1.69	5.43	0.00	10.17	3.34
B (60-69)	0	0	1	0	1	2
(%)	0.00	0.00	0.54	0.00	1.69	0.37
C (50-59)	0	0	3	0	0	3
(%)	0.00	0.00	1.63	0.00	0.00	0.56
D (40-49)	0	0	0	0	0	0
(%)	0.00	0.00	0.00	0.00	0.00	0.00
F/FA (<40)	5	2	5	0	0	12
(%)	2.82	3.39	2.72	0.00	0.00	2.23
Total Students	177	59	184	60	59	539

Engineering Graphics & Design						
MECH 1052						
Letter Grade	CSE	IT	ECE	AEIE	CSBS	Total
O (>89)	71	30	50	6	31	188
(%)	40.11	50.85	27.17	10.00	52.54	34.88
E (80-89)	78	21	77	32	15	223
(%)	44.07	35.59	41.85	53.33	25.42	41.37
A (70-79)	16	6	42	15	8	87
(%)	9.04	10.17	22.83	25.00	13.56	16.14
B (60-69)	2	1	8	5	5	21
(%)	1.13	1.69	4.35	8.33	8.47	3.90
C (50-59)	3	0	3	2	0	8
(%)	1.69	0.00	1.63	3.33	0.00	1.48
D (40-49)	2	0	1	0	0	3
(%)	1.13	0.00	0.54	0.00	0.00	0.56
F/FA (<40)	5	1	3	0	0	9
(%)	2.82	1.69	1.63	0.00	0.00	1.67
Total Students	177	59	184	60	59	539

Workshop / Manufacturing Practices						
MECH 1051						
Letter Grade	BT	ChE	ME	CE	EE	Total
O (>89)	24	15	22	8	12	81
(%)	42.11	28.30	21.15	7.77	22.22	21.83
E (80-89)	20	25	40	30	22	137
(%)	35.09	47.17	38.46	29.13	40.74	36.93
A (70-79)	10	8	26	35	18	97
(%)	17.54	15.09	25.00	33.98	33.33	26.15
B (60-69)	0	2	8	27	1	38
(%)	0.00	3.77	7.69	26.21	1.85	10.24
C (50-59)	0	0	3	2	1	6
(%)	0.00	0.00	2.88	1.94	1.85	1.62
D (40-49)	0	0	1	0	0	1
(%)	0.00	0.00	0.96	0.00	0.00	0.27
F/FA (<40)	3	3	4	1	0	11
(%)	5.26	5.66	3.85	0.97	0.00	2.96
Total Students	57	53	104	103	54	371

RESULT ANALYSIS - ODD SEM, 2020
1ST YEAR - M.TECH

Computer Science & Engineering (Theory)							
No. of students = 26							
Paper Code & Percentage	O (≥ 90)	E (80-89)	A (70-79)	B (60-69)	C (50-59)	D (40-49)	F (<40)
CSEN 5101: Advanced Data Structures	0	0	13	10	1	0	2
(%)	0.00	0.00	50.00	38.46	3.85	0.00	7.69
CSEN 5102: Research Methodology and IPR	22	2	2	0	0	0	0
(%)	84.62	7.69	7.69	0.00	0.00	0.00	0.00
MATH 5101: Advanced Discrete Mathematics & Statistical Methods	4	12	7	1	2	0	0
(%)	15.38	46.15	26.92	3.85	7.69	0.00	0.00
CSEN 5131: Machine Learning	0	2	17	5	1	1	0
(%)	0.00	7.69	65.38	19.23	3.85	3.85	0.00
CSEN 5141: Data Science	10	13	1	1	0	1	0
(%)	38.46	50.00	3.85	3.85	0.00	3.85	0.00
DIMA 5116: Disaster Management	15	8	1	1	0	1	0
(%)	57.69	30.77	3.85	3.85	0.00	3.85	0.00

Computer Science & Engineering (Lab)							
No. of students = 26							
Paper Code & Percentage	O (≥ 90)	E (80-89)	A (70-79)	B (60-69)	C (50-59)	D (40-49)	F (<40)
CSEN 5151: Advanced Data Structure Lab	1	2	13	8	1	1	0
(%)	3.85	7.69	50.00	30.77	3.85	3.85	0.00
CSEN 5181: Machine Learning Lab	0	2	2	13	0	0	0
(%)	0.00	7.69	7.69	50.00	0.00	0.00	0.00

Electronics & Communication Engineering (Theory)							
No. of students = 8							
Paper Code & Percentage	O (≥ 90)	E (80-89)	A (70-79)	B (60-69)	C (50-59)	D (40-49)	F (<40)
ECEN 5101: Antenna & Radiating Systems	0	4	4	0	0	0	0
(%)	0.00	50.00	50.00	0.00	0.00	0.00	0.00
ECEN 5102: Wireless & Mobile Communication	4	3	0	1	0	0	0
(%)	50.00	37.50	0.00	12.50	0.00	0.00	0.00
ECEN 5103: Research Methodology & IPR	7	0	0	1	0	0	0
(%)	87.50	0.00	0.00	12.50	0.00	0.00	0.00
ECEN 5131: Wireless Ad Hoc & Sensor Networks	1	3	3	1	0	0	0
(%)	12.50	37.50	37.50	12.50	0.00	0.00	0.00
ECEN 5141: Satellite Communication & Applications	7	0	0	0	1	0	0
(%)	87.50	0.00	0.00	0.00	12.50	0.00	0.00
DIMA 5116: Disaster Management	2	3	2	0	1	0	0
(%)	25.00	37.50	25.00	0.00	12.50	0.00	0.00

Electronics & Communication Engineering (Lab)							
No. of students = 8							
Paper Code & Percentage	O (≥ 90)	E (80-89)	A (70-79)	B (60-69)	C (50-59)	D (40-49)	F (<40)
ECEN 5151: Antenna & Radiating Systems Lab	4	3	0	1	0	0	0
(%)	50.00	37.50	0.00	12.50	0.00	0.00	0.00
ECEN 5152: Wireless & Mobile Communication Lab	4	3	0	0	0	1	0
(%)	50.00	37.50	0.00	0.00	0.00	12.50	0.00

ECE-VLSI (Theory)							
No. of students = 3							
Paper Code & Percentage	O (≥ 90)	E (80-89)	A (70-79)	B (60-69)	C (50-59)	D (40-49)	F (<40)
VLSI 5101: Digital VLSI IC Design	0	2	0	0	0	1	0
(%)	0.00	66.67	0.00	0.00	0.00	33.33	0.00
VLSI 5102: Embedded Systems Design	1	1	1	0	0	0	0
(%)	33.33	33.33	33.33	0.00	0.00	0.00	0.00
ECEN 5103: Research Methodology & IPR	1	1	0	0	0	1	0
(%)	33.33	33.33	0.00	0.00	0.00	33.33	0.00
VLSI 5132: VLSI IC Fabrication	0	2	0	0	1	0	0
(%)	0.00	66.67	0.00	0.00	33.33	0.00	0.00
VLSI 5142: Modelling of VLSI Device	0	2	0	0	0	1	0
(%)	0.00	66.67	0.00	0.00	0.00	33.33	0.00
DIMA 5116: Disaster Management	0	1	1	0	0	1	0
(%)	0.00	33.33	33.33	0.00	0.00	33.33	0.00

ECE-VLSI (Lab)							
No. of students = 3							
Paper Code & Percentage	O (≥ 90)	E (80-89)	A (70-79)	B (60-69)	C (50-59)	D (40-49)	F (<40)
VLSI 5151: Digital VLSI IC Design Lab	2	0	0	0	0	0	1
(%)	66.67	0.00	0.00	0.00	0.00	0.00	33.33
VLSI 5152: Embedded Systems Design Lab	2	0	0	1	0	0	0
(%)	66.67	0.00	0.00	33.33	0.00	0.00	0.00

Biotechnology (Theory)							
No. of students = 16							
Paper Code & Percentage	O (>= 90)	E (80-89)	A (70-79)	B (60-69)	C (50-59)	D (40-49)	F (<40)
BIOT 5101:Advanced Genetic Engineering	1	11	4	0	0	0	0
(%)	6.25	68.75	25.00	0.00	0.00	0.00	0.00
BIOT 5102: Physicochemical Techniques in Biotechnology	0	8	5	2	1	0	0
(%)	0.00	50.00	31.25	12.50	6.25	0.00	0.00
BIOT 5103: Research Methodology, Bioethics & IPR	4	11	1	0	0	0	0
(%)	25.00	68.75	6.25	0.00	0.00	0.00	0.00
BIOT 5131: Advanced Enzyme Technology	9	7	0	0	0	0	0
(%)	56.25	43.75	0.00	0.00	0.00	0.00	0.00
BIOT 5141/42:Agricultural Biotechnology/ Advanced Environmental Biotechnology	4	11	1	0	0	0	0
(%)	25.00	68.75	6.25	0.00	0.00	0.00	0.00
DIMA 5116: Disaster Management	11	5	0	0	0	0	0
(%)	68.75	31.25	0.00	0.00	0.00	0.00	0.00

Biotechnology (Lab)							
No. of students = 16							
Paper Code & Percentage	O (>= 90)	E (80-89)	A (70-79)	B (60-69)	C (50-59)	D (40-49)	F (<40)
BIOT 5151: Advanced Genetic Engineering Lab	1	3	8	3	1	0	0
(%)	6.25	18.75	50.00	18.75	6.25	0.00	0.00
BIOT 5152 :Physicochemical Techniques Lab	5	7	3	1	0	0	0
(%)	31.25	43.75	18.75	6.25	0.00	0.00	0.00

Applied Electronics & Instrumentation Engineering (Theory)							
No. of students = 8							
Paper Code & Percentage	O (≥ 90)	E (80-89)	A (70-79)	B (60-69)	C (50-59)	D (40-49)	F (<40)
AEIE 5101 :Advanced Digital Signals and Systems	3	1	3	0	1	0	0
(%)	37.50	12.50	37.50	0.00	12.50	0.00	0.00
AEIE 5102:Programming Language for Embedded IoT Systems	5	1	0	1	1	0	0
(%)	62.50	12.50	0.00	12.50	12.50	0.00	0.00
AEIE 5103:Research Methodology & IPR	3	4	0	1	0	0	0
(%)	37.50	50.00	0.00	12.50	0.00	0.00	0.00
AEIE 5132:Medical Instrumentation	3	0	3	1	1	0	0
(%)	37.50	0.00	37.50	12.50	12.50	0.00	0.00
AEIE 5141:Mechatronics	1	3	2	1	1	0	0
(%)	12.50	37.50	25.00	12.50	12.50	0.00	0.00
DIMA 5116: Disaster Management	3	2	1	0	2	0	0
(%)	37.50	25.00	12.50	0.00	25.00	0.00	0.00

Applied Electronics & Instrumentation Engineering (Lab)							
No. of students = 8							
Paper Code & Percentage	O (≥ 90)	E (80-89)	A (70-79)	B (60-69)	C (50-59)	D (40-49)	F (<40)
AEIE 5151: Digital Signals Processing Lab	3	3	0	1	0	0	1
(%)	37.50	37.50	0.00	12.50	0.00	0.00	12.50
AEIE 5152: Programming Language Lab	6	0	0	1	0	0	1
(%)	75.00	0.00	0.00	12.50	0.00	0.00	12.50

Renewable Energy (Theory)							
No. of students = 4							
Paper Code & Percentage	O (≥ 90)	E (80-89)	A (70-79)	B (60-69)	C (50-59)	D (40-49)	F (<40)
REEN 5101:Renewable Energy Resource and Characteristics	0	0	4	0	0	0	0
(%)	0.00	0.00	100.00	0.00	0.00	0.00	0.00
REEN 5102:Non-Solar Renewable Energy	0	3	1	0	0	0	0
(%)	0.00	75.00	25.00	0.00	0.00	0.00	0.00
REEN 5103:Research Methodology and IPR	2	2	0	0	0	0	0
(%)	50.00	50.00	0.00	0.00	0.00	0.00	0.00
REEN 5141:Material for Renewable Energy Application	0	1	3	0	0	0	0
(%)	0.00	25.00	75.00	0.00	0.00	0.00	0.00
REEN 5144: Thermal and Electrical Energy Fundamentals	0	0	2	2	0	0	0
(%)	0.00	0.00	50.00	50.00	0.00	0.00	0.00
DIMA 5116: Disaster Management	3	1	0	0	0	0	0
(%)	75.00	25.00	0.00	0.00	0.00	0.00	0.00

Renewable Energy (Lab)							
No. of students = 4							
Paper Code & Percentage	O (≥ 90)	E (80-89)	A (70-79)	B (60-69)	C (50-59)	D (40-49)	F (<40)
REEN 5151:Measurement Analysis Lab	0	3	1	0	0	0	0
(%)	0.00	75.00	25.00	0.00	0.00	0.00	0.00
REEN 5152:Power Lab	2	0	2	0	0	0	0
(%)	50.00	0.00	50.00	0.00	0.00	0.00	0.00

RESULT ANALYSIS - ODD SEM, 2020
1ST YEAR –MCA

Master in Computer Applications (Theory)							
No. of students = 57							
Paper Code & Percentage	O (>= 90)	E (80-89)	A (70-79)	B (60-69)	C (50-59)	D (40-49)	F (<40)
HMTS 1102: Oral and Written Communications	0	3	50	3	1	0	0
(%)	0.00	5.26	87.72	5.26	1.75	0.00	0.00
MCAP 1101: Object Oriented Programming with Java	0	17	27	11	2	0	0
(%)	0.00	29.82	47.37	19.30	3.51	0.00	0.00
MCAP 1102: Programming with Python	7	35	11	4	0	0	0
(%)	12.28	61.40	19.30	7.02	0.00	0.00	0.00
MCAP 1103: Artificial Intelligence	7	35	14	1	0	0	0
(%)	12.28	61.40	24.56	1.75	0.00	0.00	0.00
MATH 1102: Mathematical Foundation	2	26	28	1	0	0	0
(%)	3.51	45.61	49.12	1.75	0.00	0.00	0.00

Master in Computer Applications (Lab)							
No. of students = 57							
Paper Code & Percentage	O (>= 90)	E (80-89)	A (70-79)	B (60-69)	C (50-59)	D (40-49)	F (<40)
MCAP 1111: Java Programming Lab	12	40	4	1	0	0	0
(%)	21.05	70.18	7.02	1.75	0.00	0.00	0.00
MCAP 1112: Python Programming Lab	11	14	32	0	0	0	0
(%)	19.30	24.56	56.14	0.00	0.00	0.00	0.00
HMTS 1112: Communications Lab	1	24	26	6	0	0	0
(%)	1.75	42.11	45.61	10.53	0.00	0.00	0.00



HERITAGE INSTITUTE OF TECHNOLOGY

RESULT OF B.TECH, MCA 3rd SEMESTER EXAMINATIONS, 2020-21

Placed for

Approval of
Academic Council

In its meeting dated 12.08.2021

PC
Principal
Heritage Institute of Technology

1

Prayak
Controller of Examinations
Heritage Institute of Technology

COMPUTER SCIENCE & ENGINEERING

Number of Students: 216

Theory Papers

PAPER CODE	O (>89)	E (80-89)	A (70-79)	B (60-69)	C (50-59)	D (40-49)	F (<40)
HMTS 2001 (Human Values & Professional Ethics)	13	62	104	34	3	0	0
%	6.02	28.70	48.15	15.74	1.39	0.00	0.00
MATH 2111 (Probability & Statistical Methods)	5	112	77	15	3	2	2
%	2.31	51.85	35.65	6.94	1.39	0.93	0.93
ECEN 2101 (Analog Circuits)	104	85	16	8	2	0	1
%	48.15	39.35	7.41	3.70	0.93	0.00	0.46
ECEN 2104 (Digital Logic)	125	82	5	2	0	0	2
%	57.87	37.96	2.31	0.93	0.00	0.00	0.93
CSEN 2101 (Data Structure & Algorithms)	117	76	17	4	2	0	0
%	54.17	35.19	7.87	1.85	0.93	0.00	0.00
CSEN 2102 (Discrete Mathematics)	137	67	8	1	2	1	0
%	63.43	31.02	3.70	0.46	0.93	0.46	0.00

Lab Papers

PAPER CODE	O (>89)	E (80-89)	A (70-79)	B (60-69)	C (50-59)	D (40-49)	F (<40)
ECEN 2154 (Digital Logic Lab)	132	56	24	1	1	0	2
%	61.11	25.93	11.11	0.46	0.46	0.00	0.93
CSEN 2151 (Data Structure & Algorithms Lab)	140	39	18	12	4	1	2
%	64.81	18.06	8.33	5.56	1.85	0.46	0.93
CSEN 2152 (Software Tools Lab)	105	61	15	13	16	2	4
%	48.61	28.24	6.94	6.02	7.41	0.93	1.85

INFORMATION TECHNOLOGY
Number of Students: 69

Theory Papers

PAPER CODE	O (>89)	E (80-89)	A (70-79)	B (60-69)	C (50-59)	D (40-49)	F (<40)
HMTS 2001 (Human Values & Professional Ethics)	4	59	3	2	0	0	1
%	5.80	85.51	4.35	2.90	0.00	0.00	1.45
EVSC 2016 (Environmental Sciences)	2	13	30	17	6	1	0
%	2.90	18.84	43.48	24.64	8.70	1.45	0.00
CSEN 2102 (Discrete Mathematics)	42	21	2	2	1	0	1
%	60.87	30.43	2.90	2.90	1.45	0.00	1.45
ECEN 2101 (Analog Circuits)	8	57	3	1	0	0	0
%	11.59	82.61	4.35	1.45	0.00	0.00	0.00
ECEN 2002 (Digital Systems Design)	39	24	5	1	0	0	0
%	56.52	34.78	7.25	1.45	0.00	0.00	0.00
INFO 2101 (Fundamentals of Data Structure & Algorithms)	18	30	16	4	1	0	0
%	26.09	43.48	23.19	5.80	1.45	0.00	0.00
INFO 2111 (Information Theory & Coding)	38	24	5	0	1	1	0
%	55.07	34.78	7.25	0.00	1.45	1.45	0.00

Lab Papers

PAPER CODE	O (>89)	E (80-89)	A (70-79)	B (60-69)	C (50-59)	D (40-49)	F (<40)
ECEN 2151 (Analog Circuits Lab)	49	10	5	1	1	0	3
%	71.01	14.49	7.25	1.45	1.45	0.00	4.35
ECEN 2052 (Digital Systems Design Lab)	25	41	1	0	0	0	2
%	36.23	59.42	1.45	0.00	0.00	0.00	2.90
INFO 2151 (Fundamentals of Data Structure & Algorithms Lab)	30	13	12	6	5	2	1
%	43.48	18.84	17.39	8.70	7.25	2.90	1.45

ELECTRONICS & COMMUNICATION ENGINEERING
Number of Students: 210

Theory Papers

PAPER CODE	O (>89)	E (80-89)	A (70-79)	B (60-69)	C (50-59)	D (40-49)	F (<40)
HMTS 2001 (Human Values & Professional Ethics)	10	88	79	28	4	0	1
%	4.76	41.90	37.62	13.33	1.90	0.00	0.48
MATH 2001 (Mathematical Methods)	5	84	93	24	2	0	2
%	2.38	40.00	44.29	11.43	0.95	0.00	0.95
CSEN 2004 (Data Structure and Basic Algorithms)	39	114	47	5	2	1	2
%	18.57	54.29	22.38	2.38	0.95	0.48	0.95
ECEN 2101 (Analog Circuits)	71	95	36	6	1	0	1
%	33.81	45.24	17.14	2.86	0.48	0.00	0.48
ECEN 2102 (Circuit and Network Theory)	144	47	12	5	2	0	0
%	68.57	22.38	5.71	2.38	0.95	0.00	0.00
ECEN 2103 (Signals & Systems)	37	102	67	2	2	0	0
%	17.62	48.57	31.90	0.95	0.95	0.00	0.00

Lab Papers

PAPER CODE	O (>89)	E (80-89)	A (70-79)	B (60-69)	C (50-59)	D (40-49)	F (<40)
ECEN 2151 (Analog Circuits Lab)	102	79	19	3	1	0	6
%	48.57	37.62	9.05	1.43	0.48	0.00	2.86
ECEN 2152 (Circuit and Network Theory Lab)	104	72	23	4	2	0	5
%	49.52	34.29	10.95	1.90	0.95	0.00	2.38
ECEN 2153 (Signals & Systems Lab)	111	80	7	2	3	2	5
%	52.86	38.10	3.33	0.95	1.43	0.95	2.38
CSEN 2054 (Data Structure and Basic Algorithms Lab)	62	110	22	9	0	3	4
%	29.52	52.38	10.48	4.29	0.00	1.43	1.90

BIOTECHNOLOGY

Number of Students: 59

Theory Papers

PAPER CODE	O (>89)	E (80-89)	A (70-79)	B (60-69)	C (50-59)	D (40-49)	F (<40)
HMTS 2001 (Human Values & Professional Ethics)	0	3	26	30	0	0	0
%	0.00	5.08	44.07	50.85	0.00	0.00	0.00
EVSC 2016 (Environmental Sciences)	20	22	4	7	2	0	4
%	33.90	37.29	6.78	11.86	3.39	0.00	6.78
MATH 2101 (Mathematical & Statistical Methods)	41	9	5	4	0	0	0
%	69.49	15.25	8.47	6.78	0.00	0.00	0.00
BIOT 2101 (Chemistry of Biomolecules)	11	27	10	11	0	0	0
%	18.64	45.76	16.95	18.64	0.00	0.00	0.00
BIOT 2102 (Industrial Stoichiometry)	58	0	0	0	0	0	1
%	98.31	0.00	0.00	0.00	0.00	0.00	1.69
BIOT 2103 (Biochemistry)	4	45	6	4	0	0	0
%	6.78	76.27	10.17	6.78	0.00	0.00	0.00
BIOT 2104 (Microbiology)	22	30	7	0	0	0	0
%	37.29	50.85	11.86	0.00	0.00	0.00	0.00

Lab Papers

PAPER CODE	O (>89)	E (80-89)	A (70-79)	B (60-69)	C (50-59)	D (40-49)	F (<40)
BIOT 2151 (Biomolecular Chemistry Lab)	47	11	0	1	0	0	0
%	79.66	18.64	0.00	1.69	0.00	0.00	0.00
BIOT 2153 (Biochemistry Lab)	24	32	2	0	0	1	0
%	40.68	54.24	3.39	0.00	0.00	1.69	0.00
BIOT 2154 (Microbiology Lab)	24	23	11	1	0	0	0
%	40.68	38.98	18.64	1.69	0.00	0.00	0.00

APPLIED ELECTRONICS & INSTRUMENTATION ENGINEERING

Number of Students: 53

Theory Papers

PAPER CODE	O (>89)	E (80-89)	A (70-79)	B (60-69)	C (50-59)	D (40-49)	F (<40)
HMTS 2001 (Human Values & Professional Ethics)	0	10	23	16	4	0	0
%	0.00	18.87	43.40	30.19	7.55	0.00	0.00
MATH 2001 (Mathematical Methods)	0	6	33	13	1	0	0
%	0.00	11.32	62.26	24.53	1.89	0.00	0.00
AEIE 2101 (Analog Electronic Circuits)	13	25	11	3	1	0	0
%	24.53	47.17	20.75	5.66	1.89	0.00	0.00
AEIE 2102 (Sensors & Transducers)	1	25	19	8	0	0	0
%	1.89	47.17	35.85	15.09	0.00	0.00	0.00
AEIE 2103 (Circuit Theory & Network Analysis)	35	13	1	1	0	0	3
%	66.04	24.53	1.89	1.89	0.00	0.00	5.66
AEIE 2111 (Material Science & Technology)	32	16	2	2	1	0	0
%	60.38	30.19	3.77	3.77	1.89	0.00	0.00

Lab Papers

PAPER CODE	O (>89)	E (80-89)	A (70-79)	B (60-69)	C (50-59)	D (40-49)	F (<40)
AEIE 2151 (Analog Electronics Lab)	33	17	0	2	1	0	0
%	62.26	32.08	0.00	3.77	1.89	0.00	0.00
AEIE 2152 (Sensors & Transducers Lab)	18	27	3	4	1	0	0
%	33.96	50.94	5.66	7.55	1.89	0.00	0.00
AEIE 2153 (Circuits & Networks Lab)	36	16	1	0	0	0	0
%	67.92	30.19	1.89	0.00	0.00	0.00	0.00

CHEMICAL ENGINEERING
Number of Students: 56

Theory Papers

PAPER CODE	O (>89)	E (80-89)	A (70-79)	B (60-69)	C (50-59)	D (40-49)	F (<40)
PHYS 2111 (Physics II)	10	23	13	5	4	0	1
%	17.86	41.07	23.21	8.93	7.14	0.00	1.79
BIOT 2105 (Biology)	16	30	9	1	0	0	0
%	28.57	53.57	16.07	1.79	0.00	0.00	0.00
MECH 2106 (Mechanics for Engineers)	32	18	6	0	0	0	0
%	57.14	32.14	10.71	0.00	0.00	0.00	0.00
CHEN 2101 (Particle & Fluid Particle Processing)	17	26	10	3	0	0	0
%	30.36	46.43	17.86	5.36	0.00	0.00	0.00
CHEN 2102 (Chemical Engineering Fluid Mechanics)	2	37	13	3	0	1	0
%	3.57	66.07	23.21	5.36	0.00	1.79	0.00
CHEN 2103 (Basics of Material & Energy Balance)	19	24	10	2	0	1	0
%	33.93	42.86	17.86	3.57	0.00	1.79	0.00
CHEN 2104 (Thermodynamics – I)	4	30	16	5	1	0	0
%	7.14	53.57	28.57	8.93	1.79	0.00	0.00

Lab Papers

PAPER CODE	O (>89)	E (80-89)	A (70-79)	B (60-69)	C (50-59)	D (40-49)	F (<40)
CHEN 2151 (Fluid Mechanics (ChE) Lab)	12	25	13	3	1	1	1
%	21.43	44.64	23.21	5.36	1.79	1.79	1.79
CHEN 2152 (Particle & Fluid Particle Processing Lab)	12	37	3	2	1	0	1
%	21.43	66.07	5.36	3.57	1.79	0.00	1.79
CHEN 2153 (Instrumental Methods of Analysis Lab)	29	19	7	0	0	0	1
%	51.79	33.93	12.50	0.00	0.00	0.00	1.79

MECHANICAL ENGINEERING
Number of Students: 124

Theory Papers

PAPER CODE	O (>89)	E (80-89)	A (70-79)	B (60-69)	C (50-59)	D (40-49)	F (<40)
HMTS 2001 (Human Values & Professional Ethics)	6	41	55	21	0	1	0
%	4.84	33.06	44.35	16.94	0.00	0.81	0.00
EVSC 2016 (Environmental Sciences)	6	36	43	13	15	10	1
%	4.84	29.03	34.68	10.48	12.10	8.06	0.81
MATH 2001 (Mathematical Methods)	2	22	88	12	0	0	0
%	1.61	17.74	70.97	9.68	0.00	0.00	0.00
PHYS 2101 (Physics – II)	31	28	32	18	10	0	5
%	25.00	22.58	25.81	14.52	8.06	0.00	4.03
BIOT 2105 (Biology)	66	47	10	1	0	0	0
%	53.23	37.90	8.06	0.81	0.00	0.00	0.00
MECH 2101 (Engineering Mechanics)	56	65	2	1	0	0	0
%	45.16	52.42	1.61	0.81	0.00	0.00	0.00
MECH 2102 (Fluid Mechanics & Hydraulics)	30	71	19	4	0	0	0
%	24.19	57.26	15.32	3.23	0.00	0.00	0.00

Lab Papers

PAPER CODE	O (>89)	E (80-89)	A (70-79)	B (60-69)	C (50-59)	D (40-49)	F (<40)
MECH 2156 (Machine Drawing I)	25	45	30	14	6	3	1
%	20.16	36.29	24.19	11.29	4.84	2.42	0.81
MECH 2157 (Workshop Practice II)	17	58	35	10	3	1	0
%	13.71	46.77	28.23	8.06	2.42	0.81	0.00

CIVIL ENGINEERING
Number of Students: 126

Theory Papers

PAPER CODE	O (>89)	E (80-89)	A (70-79)	B (60-69)	C (50-59)	D (40-49)	F (<40)
EVSC 2016 (Environmental Sciences)	9	27	55	21	13	1	0
%	7.14	21.43	43.65	16.67	10.32	0.79	0.00
BIOT 2105 (Biology)	9	38	56	19	0	1	3
%	7.14	30.16	44.44	15.08	0.00	0.79	2.38
CIVL 2101 (Fundamentals of Strength of Materials)	65	36	15	8	2	0	0
%	51.59	28.57	11.90	6.35	1.59	0.00	0.00
CIVL 2102 (Soil Mechanics – I)	3	35	43	18	19	8	0
%	2.38	27.78	34.13	14.29	15.08	6.35	0.00
CIVL 2103 (Construction Materials and Technology)	5	80	32	1	0	0	8
%	3.97	63.49	25.40	0.79	0.00	0.00	6.35
CIVL 2113 (Fluid Mechanics)	53	58	12	0	0	0	3
%	42.06	46.03	9.52	0.00	0.00	0.00	2.38

Lab Papers

PAPER CODE	O (>89)	E (80-89)	A (70-79)	B (60-69)	C (50-59)	D (40-49)	F (<40)
CIVL 2151 (Strength of Materials Lab)	51	29	21	9	5	6	5
%	40.48	23.02	16.67	7.14	3.97	4.76	3.97
CIVL 2152 (Soil Mechanics Lab – I)	27	47	30	11	11	0	0
%	21.43	37.30	23.81	8.73	8.73	0.00	0.00
CIVL 2153 (Construction Materials Lab)	35	64	18	5	0	1	3
%	27.78	50.79	14.29	3.97	0.00	0.79	2.38
CIVL 2154 (Building Planning and Drawing)	35	81	8	0	0	0	2
%	27.78	64.29	6.35	0.00	0.00	0.00	1.59
CIVL 2163 (Fluid Mechanics Lab)	40	49	23	7	4	0	3
%	31.75	38.89	18.25	5.56	3.17	0.00	2.38

ELECTRICAL ENGINEERING

Number of Students: 59

Theory Papers

PAPER CODE	O (>89)	E (80-89)	A (70-79)	B (60-69)	C (50-59)	D (40-49)	F (<40)
HMTS 2001 (Human Values & Professional Ethics)	0	2	36	17	4	0	0
%	0.00	3.39	61.02	28.81	6.78	0.00	0.00
BIOT 2105 (Biology)	27	30	2	0	0	0	0
%	45.76	50.85	3.39	0.00	0.00	0.00	0.00
MECH 2106 (Mechanics for Engineers)	6	32	17	2	2	0	0
%	10.17	54.24	28.81	3.39	3.39	0.00	0.00
ELEC 2101 (Circuit Theory)	20	32	4	3	0	0	0
%	33.90	54.24	6.78	5.08	0.00	0.00	0.00
ELEC 2102 (Analog & Digital Electronics)	5	37	8	8	1	0	0
%	8.47	62.71	13.56	13.56	1.69	0.00	0.00
ELEC 2103 (Electrical & Electronic Measurement)	4	33	11	7	3	0	1
%	6.78	55.93	18.64	11.86	5.08	0.00	1.69

Lab Papers

PAPER CODE	O (>89)	E (80-89)	A (70-79)	B (60-69)	C (50-59)	D (40-49)	F (<40)
ELEC 2151 (Circuit Theory Lab)	10	18	22	8	0	1	0
%	16.95	30.51	37.29	13.56	0.00	1.69	0.00
ELEC 2152 (Analog & Digital Electronics Lab)	6	24	16	12	0	0	1
%	10.17	40.68	27.12	20.34	0.00	0.00	1.69
ELEC 2153 (Electrical & Electronic Measurement Lab)	2	30	21	3	2	0	1
%	3.39	50.85	35.59	5.08	3.39	0.00	1.69

MASTER OF COMPUTER APPLICATIONS
Number of Students: 54

Theory Papers

PAPER CODE	O (>89)	E (80-89)	A (70-79)	B (60-69)	C (50-59)	D (40-49)	F (<40)
MCAP 2101 (Object Oriented Programming with Java)	3	22	18	6	4	1	0
%	5.56	40.74	33.33	11.11	7.41	1.85	0.00
MCAP 2102 (Database Management Systems II)	37	8	4	4	1	0	0
%	68.52	14.81	7.41	7.41	1.85	0.00	0.00
MCAP 2103 (Operating Systems)	28	12	9	2	3	0	0
%	51.85	22.22	16.67	3.70	5.56	0.00	0.00
MCAP 2104 (Design and Analysis of Algorithms)	16	28	6	3	0	1	0
%	29.63	51.85	11.11	5.56	0.00	1.85	0.00
MCAP 2105 (Optimization Techniques)	4	22	17	6	4	1	0
%	7.41	40.74	31.48	11.11	7.41	1.85	0.00

Lab Papers

PAPER CODE	O (>89)	E (80-89)	A (70-79)	B (60-69)	C (50-59)	D (40-49)	F (<40)
MCAP 2111 (Object Oriented Programming Lab)	12	17	15	8	2	0	0
%	22.22	31.48	27.78	14.81	3.70	0.00	0.00
MCAP 2112 (DBMS II Lab)	14	17	18	3	2	0	0
%	25.93	31.48	33.33	5.56	3.70	0.00	0.00



HERITAGE INSTITUTE OF TECHNOLOGY

RESULT OF EVEN SEMESTER EXAMINATIONS, 2019-2020

RESULT OF B.TECH 8TH SEMESTER, M.TECH 4TH SEMESTER AND MCA
6TH SEMESTER EXAMINATION , 2019

Placed for

Approval of
Academic Council

In its meeting dated 14.08.2020

PC
Principal
Heritage Institute of Technology

[Signature]
14/8/20
Controller of Examinations
Heritage Institute of Technology



HERITAGE INSTITUTE OF TECHNOLOGY

RESULT OF EVEN SEMESTER EXAMINATIONS, 2019-2020

RESULT OF B.TECH 2ND, 4TH & 6TH SEMESTER, M.TECH 2ND SEMESTER
AND MCA 2ND & 4TH SEMESTER EXAMINATION, 2019

Placed for

Approval of
Academic Council

In its meeting dated 30.09.2020

PC

Principal
Heritage Institute of Technology

Prayak
30/9/20

Controller of Examinations
Heritage Institute of Technology

RESULT ANALYSIS (B.TECH/THEORY & LAB PAPERS)

1ST YEAR - EVEN SEM, 2020

Mathematics II

MATH 1201

Letter Grade	CSE	IT	ECE	BT	AEIE	ChE	ME	CE	EE	Total
O (>89)	56	7	54	4	10	13	13	8	11	176
(%)	30.11	11.11	29.35	6.35	19.23	24.53	11.82	7.34	17.74	19.95
E (80-89)	92	44	99	41	31	31	69	50	35	492
(%)	49.46	69.84	53.80	65.08	59.62	58.49	62.73	45.87	56.45	55.78
A (70-79)	11	4	9	11	8	2	9	21	8	83
(%)	5.91	6.35	4.89	17.46	15.38	3.77	8.18	19.27	12.90	9.41
B (60-69)	12	3	13	0	2	3	10	16	5	64
(%)	6.45	4.76	7.07	0.00	3.85	5.66	9.09	14.68	8.06	7.26
C (50-59)	10	3	5	3	0	3	3	8	0	35
(%)	5.38	4.76	2.72	4.76	0.00	5.66	2.73	7.34	0.00	3.97
D (40-49)	1	1	0	1	1	0	1	0	1	6
(%)	0.54	1.59	0.00	1.59	1.92	0.00	0.91	0.00	1.61	0.68
F (<40)	4	1	4	3	0	1	5	6	2	26
(%)	2.15	1.59	2.17	4.76	0.00	1.89	4.55	5.50	3.23	2.95
FA	0	0	0	0	0	0	0	0	0	0
(%)	0.00	0.00	0.00	0.00	0.00	0.00	0.00	0.00	0.00	0.00
Total Student	186	63	184	63	52	53	110	109	62	882

Business English

HMTS 1202

Letter Grade	CSE	IT	ECE	BT	AEIE	ChE	ME	CE	EE	Total
O (>89)	2	0	5	0	0	0	0	0	2	9
(%)	1.08	0.00	2.72	0.00	0.00	0.00	0.00	0.00	3.23	1.02
E (80-89)	97	22	102	19	18	23	39	32	22	374
(%)	52.15	34.92	55.43	30.16	34.62	43.40	35.45	29.36	35.48	42.40
A (70-79)	63	33	56	30	27	23	41	44	27	344
(%)	33.87	52.38	30.43	47.62	51.92	43.40	37.27	40.37	43.55	39.00
B (60-69)	14	5	12	5	4	3	21	18	7	89
(%)	7.53	7.94	6.52	7.94	7.69	5.66	19.09	16.51	11.29	10.09
C (50-59)	5	1	5	5	2	3	3	9	1	34
(%)	2.69	1.59	2.72	7.94	3.85	5.66	2.73	8.26	1.61	3.85
D (40-49)	0	1	0	1	1	0	1	1	3	8
(%)	0.00	1.59	0.00	1.59	1.92	0.00	0.91	0.92	4.84	0.91
F (<40)	5	1	4	3	0	1	5	5	0	24
(%)	2.69	1.59	2.17	4.76	0.00	1.89	4.55	4.59	0.00	2.72
FA	0	0	0	0	0	0	0	0	0	0
(%)	0.00	0.00	0.00	0.00	0.00	0.00	0.00	0.00	0.00	0.00
Total Student	186	63	184	63	52	53	110	109	62	882

Chemistry I

CHEM 1001

Letter Grade	BT	ChE	ME	CE	EE	Total
O (>89)	0	3	6	4	1	14
(%)	0.00	5.66	5.45	3.67	1.61	3.53
E (80-89)	28	18	33	21	17	117
(%)	44.44	33.96	36.30	19.27	27.42	29.47
A (70-79)	25	18	46	38	26	153
(%)	39.68	33.96	41.82	34.86	41.94	38.54
B (60-69)	4	9	9	30	15	67
(%)	6.35	16.98	8.18	27.52	24.19	16.88
C (50-59)	2	4	11	9	0	26
(%)	3.17	7.55	10.00	8.26	0.00	6.55
D (40-49)	1	0	0	2	0	3
(%)	1.59	0.00	0.00	1.83	0.00	0.76
F (<40)	3	1	5	5	3	17
(%)	4.76	1.89	4.55	4.59	4.84	4.28
FA	0	0	0	0	0	0
(%)	0.00	0.00	0.00	0.00	0.00	0.00
Total Student	63	53	110	109	62	397

Basic Electrical Engineering

ELEC 1001

Letter Grade	BT	ChE	ME	CE	EE	Total
O (>89)	4	13	15	11	12	55
(%)	6.35	24.53	13.64	10.09	19.35	13.85
E (80-89)	42	29	66	52	34	223
(%)	66.67	54.72	60.00	47.71	54.84	56.17
A (70-79)	8	4	9	14	10	45
(%)	12.70	7.55	8.18	12.84	16.13	11.34
B (60-69)	5	4	13	20	3	45
(%)	7.94	7.55	11.82	18.35	4.84	11.34
C (50-59)	0	2	2	6	0	10
(%)	0.00	3.77	1.82	5.50	0.00	2.52
D (40-49)	2	0	0	1	0	3
(%)	3.17	0.00	0.00	0.92	0.00	0.76
F (<40)	2	1	5	5	3	16
(%)	3.17	1.89	4.55	4.59	4.84	4.03
FA	0	0	0	0	0	0
(%)	0.00	0.00	0.00	0.00	0.00	0.00
Total Student	63	53	110	109	62	397

Physics I

PHYS 1001

Letter Grade	CSE	IT	ECE	AEIE	Total
O (>89)	23	6	25	5	59
(%)	12.37	9.52	13.59	9.62	12.16
E (80-89)	104	39	98	23	264
(%)	55.91	61.90	53.26	44.23	54.43
A (70-79)	37	7	36	19	99
(%)	19.89	11.11	19.57	36.54	20.41
B (60-69)	11	9	8	1	29
(%)	5.91	14.29	4.35	1.92	5.98
C (50-59)	6	0	12	4	22
(%)	3.23	0.00	6.52	7.69	4.54
D (40-49)	2	1	1	0	4
(%)	1.08	1.59	0.54	0.00	0.82
F (<40)	3	1	4	0	8
(%)	1.61	1.59	2.17	0.00	1.65
FA	0	0	0	0	0
(%)	0.00	0.00	0.00	0.00	0.00
Total Student	186	63	184	52	485

Programming for Problem Solving

CSEN 1001

Letter Grade	CSE	IT	ECE	AEIE	Total
O (>89)	23	3	22	4	52
(%)	12.37	4.76	11.96	7.69	10.72
E (80-89)	70	26	79	34	209
(%)	37.63	41.27	42.93	65.38	43.09
A (70-79)	57	22	58	12	149
(%)	30.65	34.92	31.52	23.08	30.72
B (60-69)	26	5	15	1	47
(%)	13.98	7.94	8.15	1.92	9.69
C (50-59)	6	5	5	1	17
(%)	3.23	7.94	2.72	1.92	3.51
D (40-49)	1	1	1	0	3
(%)	0.54	1.59	0.54	0.00	0.62
F (<40)	3	1	4	0	8
(%)	1.61	1.59	2.17	0.00	1.65
FA	0	0	0	0	0
(%)	0.00	0.00	0.00	0.00	0.00
Total Student	186	63	184	52	485

Communication for Professional

HMTS 1011

Letter Grade	BT	ChE	ME	CE	EE	Total
O (>89)	0	1	3	0	2	6
(%)	0.00	1.89	2.73	0.00	3.23	1.51
E (80-89)	24	24	38	25	22	133
(%)	38.10	45.28	34.55	22.94	35.48	33.50
A (70-79)	25	20	39	55	33	172
(%)	39.68	37.74	35.45	50.46	53.23	43.32
B (60-69)	8	6	20	16	2	52
(%)	12.70	11.32	18.18	14.68	3.23	13.10
C (50-59)	3	1	4	6	0	14
(%)	4.76	1.89	3.64	5.50	0.00	3.53
D (40-49)	0	0	1	3	0	4
(%)	0.00	0.00	0.91	2.75	0.00	1.01
F (<40)	3	1	5	4	3	16
(%)	4.76	1.89	4.55	3.67	4.84	4.03
FA	0	0	0	0	0	0
(%)	0.00	0.00	0.00	0.00	0.00	0.00
Total Student	63	53	110	109	62	397

Basic Electronics

ECEN 1011

Letter Grade	CSE	IT	ECE	AEIE	Total
O (>89)	39	6	11	4	60
(%)	20.97	9.52	5.98	7.69	12.37
E (80-89)	69	48	102	27	246
(%)	37.10	76.19	55.43	51.92	50.72
A (70-79)	43	3	52	19	117
(%)	23.12	4.76	28.26	36.54	24.12
B (60-69)	22	3	10	1	36
(%)	11.83	4.76	5.43	1.92	7.42
C (50-59)	7	2	5	1	15
(%)	3.76	3.17	2.72	1.92	3.09
D (40-49)	2	0	0	0	2
(%)	1.08	0.00	0.00	0.00	0.41
F (<40)	4	1	4	0	9
(%)	2.15	1.59	2.17	0.00	1.86
FA	0	0	0	0	0
(%)	0.00	0.00	0.00	0.00	0.00
Total Student	186	63	184	52	485

Result Analysis - Even Sem, 2020

1st Year- B.Tech (Lab)

Language Lab.

HMTS 1251

Letter Grade	CSE	IT	ECE	BT	AEIE	ChE	ME	CE	EE	Total
O (>89)	2	0	0	0	0	1	1	0	0	4
(%)	1.08	0.00	0.00	0.00	0.00	1.89	0.91	0.00	0.00	0.45
E (80-89)	49	8	28	19	8	5	41	24	15	197
(%)	26.34	12.70	15.22	30.16	15.38	9.43	37.27	22.02	24.19	22.34
A (70-79)	80	29	87	28	23	27	39	44	37	394
(%)	43.01	46.03	47.28	44.44	44.23	50.94	35.45	40.37	59.68	44.67
B (60-69)	43	21	48	11	17	16	21	25	8	210
(%)	23.12	33.33	26.09	17.46	32.69	30.19	19.09	22.94	12.90	23.81
C (50-59)	6	3	13	2	3	3	5	10	2	47
(%)	3.23	4.76	7.07	3.17	5.77	5.66	4.55	9.17	3.23	5.33
D (40-49)	5	0	3	1	1	0	1	3	0	14
(%)	2.69	0.00	1.63	1.59	1.92	0.00	0.91	2.75	0.00	1.59
F (<40)	1	2	5	2	0	1	2	3	0	16
(%)	0.54	3.17	2.72	3.17	0.00	1.89	1.82	2.75	0.00	1.81
FA	0	0	0	0	0	0	0	0	0	0
(%)	0.00	0.00	0.00	0.00	0.00	0.00	0.00	0.00	0.00	0.00
Total Student	186	63	184	63	52	53	110	109	62	882

Chemistry Lab

CHEM 1051

Letter Grade	BT	ChE	ME	CE	EE	Total
O (>89)	9	8	25	7	8	57
(%)	14.29	15.09	22.73	6.42	12.90	14.36
E (80-89)	34	19	44	38	37	172
(%)	53.97	35.85	40.00	34.86	59.68	43.32
A (70-79)	15	19	26	37	11	108
(%)	23.81	35.85	23.64	33.94	17.74	27.20
B (60-69)	1	6	7	18	3	35
(%)	1.59	11.32	6.36	16.51	4.84	8.82
C (50-59)	1	0	4	3	3	11
(%)	1.59	0.00	3.64	2.75	4.84	2.77
D (40-49)	2	0	1	3	0	6
(%)	3.17	0.00	0.91	2.75	0.00	1.51
F (<40)	1	1	3	3	0	8
(%)	1.59	1.89	2.73	2.75	0.00	2.02
FA	0	0	0	0	0	0
(%)	0.00	0.00	0.00	0.00	0.00	0.00
Total Student	63	53	110	109	62	397

**Basic Electrical Engineering Lab
ELEC 1051**

Letter Grade	BT	ChE	ME	CE	EE	Total
O (>89)	7	7	20	5	6	45
(%)	11.11	13.21	18.18	4.59	9.68	11.34
E (80-89)	27	18	51	42	23	161
(%)	42.86	33.96	46.36	38.53	37.10	40.55
A (70-79)	20	19	26	35	28	128
(%)	31.75	35.85	23.64	32.11	45.16	32.24
B (60-69)	6	8	7	15	4	40
(%)	9.52	15.09	6.36	13.76	6.45	10.08
C (50-59)	1	0	3	8	1	13
(%)	1.59	0.00	2.73	7.34	1.61	3.27
D (40-49)	1	0	1	1	0	3
(%)	1.59	0.00	0.91	0.92	0.00	0.76
F (<40)	1	1	2	3	0	7
(%)	1.59	1.89	1.82	2.75	0.00	1.76
FA	0	0	0	0	0	0
(%)	0.00	0.00	0.00	0.00	0.00	0.00
Total Student	63	53	110	109	62	397

**Engineering Graphics & Design
MECH 1052**

Letter Grade	BT	ChE	ME	CE	EE	Total
O (>89)	5	2	9	0	2	18
(%)	7.94	3.77	8.18	0.00	3.23	4.53
E (80-89)	24	17	46	26	20	133
(%)	38.10	32.08	41.82	23.85	32.26	33.50
A (70-79)	19	17	23	44	26	129
(%)	30.16	32.08	20.91	40.37	41.94	32.49
B (60-69)	11	11	23	22	10	77
(%)	17.46	20.75	20.91	20.18	16.13	19.40
C (50-59)	1	5	4	9	4	23
(%)	1.59	9.43	3.64	8.26	6.45	5.79
D (40-49)	2	0	2	5	0	9
(%)	3.17	0.00	1.82	4.59	0.00	2.27
F (<40)	1	1	3	3	0	8
(%)	1.59	1.89	2.73	2.75	0.00	2.02
FA	0	0	0	0	0	0
(%)	0.00	0.00	0.00	0.00	0.00	0.00
Total Student	63	53	110	109	62	397

**Physics Lab
PHYS 1051**

Letter Grade	CSE	IT	ECE	AEIE	Total
O (>89)	29	5	21	3	58
(%)	15.59	7.94	11.41	5.77	11.96
E (80-89)	101	33	103	29	266
(%)	54.30	52.38	55.98	55.77	54.85
A (70-79)	45	22	42	17	126
(%)	24.19	34.92	22.83	32.69	25.98
B (60-69)	3	1	8	3	15
(%)	1.61	1.59	4.35	5.77	3.09
C (50-59)	4	0	3	0	7
(%)	2.15	0.00	1.63	0.00	1.44
D (40-49)	3	1	2	0	6
(%)	1.61	1.59	1.09	0.00	1.24
F (<40)	1	1	5	0	7
(%)	0.54	1.59	2.72	0.00	1.44
FA	0	0	0	0	0
(%)	0.00	0.00	0.00	0.00	0.00
Total Student	186	63	184	52	485

**Programming for Problem Solving Lab
CSEN 1051**

Letter Grade	CSE	IT	ECE	AEIE	Total
O (>89)	18	2	2	2	24
(%)	9.68	3.17	1.09	3.85	4.95
E (80-89)	71	15	65	18	169
(%)	38.17	23.81	35.33	34.62	34.85
A (70-79)	57	30	79	24	190
(%)	30.65	47.62	42.93	46.15	39.18
B (60-69)	27	12	23	8	70
(%)	14.52	19.05	12.50	15.38	14.43
C (50-59)	7	2	9	0	18
(%)	3.76	3.17	4.89	0.00	3.71
D (40-49)	5	0	3	0	8
(%)	2.69	0.00	1.63	0.00	1.65
F (<40)	1	2	3	0	6
(%)	0.54	3.17	1.63	0.00	1.24
FA	0	0	0	0	0
(%)	0.00	0.00	0.00	0.00	0.00
Total Student	186	63	184	52	485

Workshop / Manufacturing Practices

MECH 1051

Letter Grade	CSE	IT	ECE	AEIE	Total
O (>89)	5	2	3	1	11
(%)	2.69	3.17	1.63	1.92	2.27
E (80-89)	64	20	68	18	170
(%)	34.41	31.75	36.96	34.62	35.05
A (70-79)	64	30	66	21	181
(%)	34.41	47.62	35.87	40.38	37.32
B (60-69)	30	9	27	8	74
(%)	16.13	14.29	14.67	15.38	15.26
C (50-59)	16	0	12	4	32
(%)	8.60	0.00	6.52	7.69	6.60
D (40-49)	6	0	3	0	9
(%)	3.23	0.00	1.63	0.00	1.86
F (<40)	1	2	5	0	8
(%)	0.54	3.17	2.72	0.00	1.65
FA	0	0	0	0	0
(%)	0.00	0.00	0.00	0.00	0.00
Total Student	186	63	184	52	485

Professional Communication Lab

HMETS 1061

Letter Grade	BT	ChE	ME	CE	EE	Total
O (>89)	3	1	1	0	0	5
(%)	4.76	1.89	0.91	0.00	0.00	1.26
E (80-89)	23	17	24	17	14	95
(%)	36.51	32.08	21.82	15.60	22.58	23.93
A (70-79)	17	17	46	44	23	147
(%)	26.98	32.08	41.82	40.37	37.10	37.03
B (60-69)	12	12	25	30	19	98
(%)	19.05	22.64	22.73	27.52	30.65	24.69
C (50-59)	5	4	10	9	6	34
(%)	7.94	7.55	9.09	8.26	9.68	8.56
D (40-49)	2	1	1	6	0	10
(%)	3.17	1.89	0.91	5.50	0.00	2.52
F (<40)	1	1	3	3	0	8
(%)	1.59	1.89	2.73	2.75	0.00	2.02
FA	0	0	0	0	0	0
(%)	0.00	0.00	0.00	0.00	0.00	0.00
Total Student	63	53	110	109	62	397

Basic Electronics Lab
ECEN 1061

Letter Grade	CSE	IT	ECE	AEIE	Total
O (>89)	6	4	3	0	13
(%)	3.23	6.35	1.63	0.00	2.68
E (80-89)	104	26	90	23	243
(%)	55.91	41.27	48.91	44.23	50.10
A (70-79)	66	27	55	19	167
(%)	35.48	42.86	29.89	36.54	34.43
B (60-69)	2	4	24	8	38
(%)	1.08	6.35	13.04	15.38	7.84
C (50-59)	4	1	3	2	10
(%)	2.15	1.59	1.63	3.85	2.06
D (40-49)	3	0	5	0	8
(%)	1.61	0.00	2.72	0.00	1.65
F (<40)	1	1	4	0	6
(%)	0.54	1.59	2.17	0.00	1.24
FA	0	0	0	0	0
(%)	0.00	0.00	0.00	0.00	0.00
Total Student	186	63	184	52	485

Result Analysis (B.Tech / Theory Papers)
2nd Year, Even Sem - 2020

Computer Science & Engineering

No. of students = **218**

Paper Code & Percentage	O (>89)	E (80-89)	A (70-79)	B (60-69)	C (50-59)	D (40-49)	F (<40)	TOTAL
CSEN 2201 (%)	31	75	57	31	17	6	1	218
	14.22	34.40	26.15	14.22	7.80	2.75	0.46	100
CSEN 2202 (%)	38	84	52	22	17	4	1	218
	17.43	38.53	23.85	10.09	7.80	1.83	0.46	100
CSEN 2203 (%)	26	82	46	39	18	6	1	218
	11.93	37.61	21.10	17.89	8.26	2.75	0.46	100
MATH 2201 (%)	55	93	19	35	13	2	1	218
	25.23	42.66	8.72	16.06	5.96	0.92	0.46	100
AEIE 2205 (%)	13	91	71	24	16	2	1	218
	5.96	41.74	32.57	11.01	7.34	0.92	0.46	100
EVSC 2016 (%)	3	45	114	24	23	8	1	218
	1.38	20.64	52.29	11.01	10.55	3.67	0.46	100

Information Technology

No. of students = 64

Paper Code & Percentage	O (>89)	E (80-89)	A (70-79)	B (60-69)	C (50-59)	D (40-49)	F (<40)	TOTAL
MATH 2201 (%)	19	21	4	15	4	0	1	64
	29.69	32.81	6.25	23.44	6.25	0.00	1.56	100
INFO 2201 (%)	2	12	17	22	9	2	0	64
	3.13	18.75	26.56	34.38	14.06	3.13	0.00	100
INFO 2202 (%)	13	27	3	17	3	1	0	64
	20.31	42.19	4.69	26.56	4.69	1.56	0.00	100
INFO 2203 (%)	8	18	16	15	6	1	0	64
	12.50	28.13	25.00	23.44	9.38	1.56	0.00	100
INFO 2204 (%)	11	26	14	8	5	0	0	64
	17.19	40.63	21.88	12.50	7.81	0.00	0.00	100

Electronics & Communication Engineering

No. of students = 193

Paper Code & Percentage	O (>89)	E (80-89)	A (70-79)	B (60-69)	C (50-59)	D (40-49)	F (<40)	TOTAL
ECEN 2201 (%)	22	63	53	41	6	4	4	193
	11.40	32.64	27.46	21.24	3.11	2.07	2.07	100
ECEN 2002 (%)	18	80	48	28	11	2	6	193
	9.33	41.45	24.87	14.51	5.70	1.04	3.11	100
ECEN 2203 (%)	35	103	25	20	4	4	2	193
	18.13	53.37	12.95	10.36	2.07	2.07	1.04	100
ECEN 2204 (%)	39	100	19	21	9	1	4	193
	20.21	51.81	9.84	10.88	4.66	0.52	2.07	100
MATH 2202 (%)	50	75	23	27	12	0	6	193
	25.91	38.86	11.92	13.99	6.22	0.00	3.11	100
ECEN 2211 (%)	48	67	28	34	9	1	6	193
	24.87	34.72	14.51	17.62	4.66	0.52	3.11	100
EVSC 2016 (%)	17	89	44	11	24	1	7	193
	8.81	46.11	22.80	5.70	12.44	0.52	3.63	100

Biotechnology

No. of students = 58

Paper Code & Percentage	O (>89)	E (80-89)	A (70-79)	B (60-69)	C (50-59)	D (40-49)	F (<40)	TOTAL
BIOT 2201 (%)	28	18	5	6	1	0	0	58
	48.28	31.03	8.62	10.34	1.72	0.00	0.00	100
BIOT 2202 (%)	23	26	2	7	0	0	0	58
	39.66	44.83	3.45	12.07	0.00	0.00	0.00	100
BIOT 2203 (%)	12	34	4	6	2	0	0	58
	20.69	58.62	6.90	10.34	3.45	0.00	0.00	100
BIOT 2204 (%)	7	32	14	4	1	0	0	58
	12.07	55.17	24.14	6.90	1.72	0.00	0.00	100
CSEN 2005 (%)	20	28	6	3	1	0	0	58
	34.48	48.28	10.34	5.17	1.72	0.00	0.00	100
BIOT 2211 (%)	6	27	11	10	4	0	0	58
	10.34	46.55	18.97	17.24	6.90	0.00	0.00	100

Applied Electronics & Instrumentation Engineering

No. of students = 60

Paper Code & Percentage	O (>89)	E (80-89)	A (70-79)	B (60-69)	C (50-59)	D (40-49)	F (<40)	TOTAL
CSEN 2004 (%)	14	21	8	10	7	0	0	60
	23.33	35.00	13.33	16.67	11.67	0.00	0.00	100
AEIE 2201 (%)	8	27	9	7	9	0	0	60
	13.33	45.00	15.00	11.67	15.00	0.00	0.00	100
AEIE 2202 (%)	5	30	10	9	6	0	0	60
	8.33	50.00	16.67	15.00	10.00	0.00	0.00	100
AEIE 2203 (%)	17	14	18	4	7	0	0	60
	28.33	23.33	30.00	6.67	11.67	0.00	0.00	100
AEIE 2204 (%)	18	21	7	10	4	0	0	60
	30.00	35.00	11.67	16.67	6.67	0.00	0.00	100
EVSC 2016 (%)	2	31	16	4	5	2	0	60
	3.33	51.67	26.67	6.67	8.33	3.33	0.00	100

Chemical Engineering

No. of students = 64

Paper Code & Percentage	O (>89)	E (80-89)	A (70-79)	B (60-69)	C (50-59)	D (40-49)	F (<40)	TOTAL
CHEN 2201 (%)	3	24	25	7	3	2	0	64
	4.69	37.50	39.06	10.94	4.69	3.13	0.00	100
CHEN 2202 (%)	4	16	19	15	6	3	1	64
	6.25	25.00	29.69	23.44	9.38	4.69	1.56	100
CHEN 2203 (%)	7	20	27	5	4	1	0	64
	10.94	31.25	42.19	7.81	6.25	1.56	0.00	100
CHEM 2201 (%)	2	26	21	8	5	2	0	64
	3.13	40.63	32.81	12.50	7.81	3.13	0.00	100
CHEN 2204 (%)	0	14	37	6	6	1	0	64
	0.00	21.88	57.81	9.38	9.38	1.56	0.00	100
HMTS 2001 (%)	3	19	28	9	4	1	0	64
	4.69	29.69	43.75	14.06	6.25	1.56	0.00	100
EVSC 2016 (%)	2	27	20	8	6	1	0	64
	3.13	42.19	31.25	12.50	9.38	1.56	0.00	100

Mechanical Engineering

No. of students = 122

Paper Code & Percentage	O (>89)	E (80-89)	A (70-79)	B (60-69)	C (50-59)	D (40-49)	F (<40)	TOTAL
MECH 2201 (%)	18	35	27	32	10	0	0	122
	14.75	28.69	22.13	26.23	8.20	0.00	0.00	100
MECH 2202 (%)	25	42	21	27	7	0	0	122
	20.49	34.43	17.21	22.13	5.74	0.00	0.00	100
MECH 2203 (%)	14	39	28	33	8	0	0	122
	11.48	31.97	22.95	27.05	6.56	0.00	0.00	100
MECH 2204 (%)	23	36	31	23	9	0	0	122
	18.85	29.51	25.41	18.85	7.38	0.00	0.00	100
MECH 2205 (%)	13	30	38	32	8	1	0	122
	10.66	24.59	31.15	26.23	6.56	0.82	0.00	100
MECH 2211 (%)	17	38	19	42	6	0	0	122
	13.93	31.15	15.57	34.43	4.92	0.00	0.00	100

Civil Engineering

No. of students = 128

Paper Code & Percentage	O (>89)	E (80-89)	A (70-79)	B (60-69)	C (50-59)	D (40-49)	F (<40)	TOTAL
MATH 2001 (%)	33	47	14	25	7	1	1	128
	25.78	36.72	10.94	19.53	5.47	0.78	0.78	100
CIVL 2201 (%)	27	49	31	16	3	1	1	128
	21.09	38.28	24.22	12.50	2.34	0.78	0.78	100
CIVL 2202 (%)	27	33	46	17	4	1	0	128
	21.09	25.78	35.94	13.28	3.13	0.78	0.00	100
CIVL 2203 (%)	43	58	15	10	2	0	0	128
	33.59	45.31	11.72	7.81	1.56	0.00	0.00	100
CIVL 2204 (%)	36	67	19	4	2	0	0	128
	28.13	52.34	14.84	3.13	1.56	0.00	0.00	100
HMTS 2001 (%)	6	38	58	19	5	2	0	128
	4.69	29.69	45.31	14.84	3.91	1.56	0.00	100

Civil Engineering

No. of students = 128

Paper Code & Percentage	O (>89)	E (80-89)	A (70-79)	B (60-69)	C (50-59)	D (40-49)	F (<40)	TOTAL
MATH 2001 (%)	33	47	14	25	7	1	1	128
	25.78	36.72	10.94	19.53	5.47	0.78	0.78	100
CIVL 2201 (%)	27	49	31	16	3	1	1	128
	21.09	38.28	24.22	12.50	2.34	0.78	0.78	100
CIVL 2202 (%)	27	33	46	17	4	1	0	128
	21.09	25.78	35.94	13.28	3.13	0.78	0.00	100
CIVL 2203 (%)	43	58	15	10	2	0	0	128
	33.59	45.31	11.72	7.81	1.56	0.00	0.00	100
CIVL 2204 (%)	36	67	19	4	2	0	0	128
	28.13	52.34	14.84	3.13	1.56	0.00	0.00	100
HMTS 2001 (%)	6	38	58	19	5	2	0	128
	4.69	29.69	45.31	14.84	3.91	1.56	0.00	100

Electrical Engineering

No. of students = 65

Paper Code & Percentage	O (>89)	E (80-89)	A (70-79)	B (60-69)	C (50-59)	D (40-49)	F (<40)	TOTAL
MATH 2001 (%)	11	24	4	16	8	1	1	65
	16.92	36.92	6.15	24.62	12.31	1.54	1.54	100
ELEC 2201 (%)	5	27	8	11	12	1	1	65
	7.69	41.54	12.31	16.92	18.46	1.54	1.54	100
ELEC 2202 (%)	11	25	9	14	3	2	1	65
	16.92	38.46	13.85	21.54	4.62	3.08	1.54	100
ELEC 2203 (%)	5	30	20	7	1	1	1	65
	7.69	46.15	30.77	10.77	1.54	1.54	1.54	100
ELEC 2204 (%)	6	26	10	13	7	2	1	65
	9.23	40.00	15.38	20.00	10.77	3.08	1.54	100
EVSC 2016 (%)	0	21	29	6	7	1	1	65
	0.00	32.31	44.62	9.23	10.77	1.54	1.54	100
PHYS 2011 (%)	8	26	13	8	7	2	1	65
	12.31	40.00	20.00	12.31	10.77	3.08	1.54	100

Result Analysis (B.Tech / Lab Papers) 2nd Year, Even Sem - 2020

Computer Science & Engineering

No. of students = 218

Paper Code & Percentage	O (>89)	E (80-89)	A (70-79)	B (60-69)	C (50-59)	D (40-49)	F (<40)	TOTAL
CSEN 2251 (%)	47	61	74	20	11	4	1	218
	21.56	27.98	33.94	9.17	5.05	1.83	0.46	100
CSEN 2252 (%)	47	73	71	21	3	2	1	218
	21.56	33.49	32.57	9.63	1.38	0.92	0.46	100
CSEN 2253 (%)	32	68	71	36	9	1	1	218
	14.68	31.19	32.57	16.51	4.13	0.46	0.46	100
AEIE 2255 (%)	49	88	63	13	2	3	0	218
	22.48	40.37	28.90	5.96	0.92	1.38	0.00	100

Information Technology

No. of students = 64

Paper Code & Percentage	O (>89)	E (80-89)	A (70-79)	B (60-69)	C (50-59)	D (40-49)	F (<40)	TOTAL
-------------------------	---------	-----------	-----------	-----------	-----------	-----------	---------	-------

INFO 2252 (%)	14	28	11	7	3	1	0	64
	21.88	43.75	17.19	10.94	4.69	1.56	0.00	100
INFO 2253 (%)	5	40	10	9	0	0	0	64
	7.81	62.50	15.63	14.06	0.00	0.00	0.00	100
INFO 2254 (%)	6	34	17	6	1	0	0	64
	9.38	53.13	26.56	9.38	1.56	0.00	0.00	100

Electronics & Communication Engineering

No. of students = **193**

Paper Code & Percentage	O (>89)	E (80-89)	A (70-79)	B (60-69)	C (50-59)	D (40-49)	F (<40)	TOTAL
ECEN 2251 (%)	39	94	42	13	5	0	0	193
	20.21	48.70	21.76	6.74	2.59	0.00	0.00	100
ECEN 2052 (%)	26	105	46	13	2	1	0	193
	13.47	54.40	23.83	6.74	1.04	0.52	0.00	100
ECEN 2253 (%)	39	110	39	5	0	0	0	193
	20.21	56.99	20.21	2.59	0.00	0.00	0.00	100
MATH 2252 (%)	62	89	18	17	6	1	0	193
	32.12	46.11	9.33	8.81	3.11	0.52	0.00	100
ECEN 2261 (%)	53	80	41	16	3	0	0	193
	27.46	41.45	21.24	8.29	1.55	0.00	0.00	100

Biotechnology

No. of students = **58**

Paper Code & Percentage	O (>89)	E (80-89)	A (70-79)	B (60-69)	C (50-59)	D (40-49)	F (<40)	TOTAL
BIOT 2252 (%)	36	19	2	1	0	0	0	58
	62.07	32.76	3.45	1.72	0.00	0.00	0.00	100
BIOT 2253 (%)	13	32	10	3	0	0	0	58
	22.41	55.17	17.24	5.17	0.00	0.00	0.00	100
BIOT 2254 (%)	26	26	6	0	0	0	0	58
	44.83	44.83	10.34	0.00	0.00	0.00	0.00	100
CSEN 2055 (%)	36	16	6	0	0	0	0	58
	62.07	27.59	10.34	0.00	0.00	0.00	0.00	100

Applied Electronics & Instrumentation Engineering

No. of students = **60**

Paper Code & Percentage	O (>89)	E (80-89)	A (70-79)	B (60-69)	C (50-59)	D (40-49)	F (<40)	TOTAL
CSEN 2054 (%)	20	23	13	3	1	0	0	60
	33.33	38.33	21.67	5.00	1.67	0.00	0.00	100
AEIE 2251	16	36	6	2	0	0	0	60

(%)	26.67	60.00	10.00	3.33	0.00	0.00	0.00	100
AEIE 2252	19	25	11	4	1	0	0	60
(%)	31.67	41.67	18.33	6.67	1.67	0.00	0.00	100
AEIE 2253	21	14	18	4	2	1	0	60
(%)	35.00	23.33	30.00	6.67	3.33	1.67	0.00	100
AEIE 2254	21	28	7	3	1	0	0	60
(%)	35.00	46.67	11.67	5.00	1.67	0.00	0.00	100

Chemical Engineering

No. of students = 64

Paper Code & Percentage	O (>89)	E (80-89)	A (70-79)	B (60-69)	C (50-59)	D (40-49)	F (<40)	TOTAL
CHEN 2251	6	50	7	0	0	0	1	64
(%)	9.38	78.13	10.94	0.00	0.00	0.00	1.56	100
CHEN 2252	20	29	10	4	0	1	0	64
(%)	31.25	45.31	15.63	6.25	0.00	1.56	0.00	100
CHEN 2253	10	36	17	0	0	1	0	64
(%)	15.63	56.25	26.56	0.00	0.00	1.56	0.00	100

Mechanical Engineering

No. of students = 122

Paper Code & Percentage	O (>89)	E (80-89)	A (70-79)	B (60-69)	C (50-59)	D (40-49)	F (<40)	TOTAL
MECH 2251	11	38	36	24	11	1	1	122
(%)	9.02	31.15	29.51	19.67	9.02	0.82	0.82	100
MECH 2252	7	40	43	16	12	3	1	122
(%)	5.74	32.79	35.25	13.11	9.84	2.46	0.82	100
MECH 2256	13	50	39	13	5	2	0	122
(%)	10.66	40.98	31.97	10.66	4.10	1.64	0.00	100
MECH 2261	10	48	39	18	6	1	0	122
(%)	8.20	39.34	31.97	14.75	4.92	0.82	0.00	100

Civil Engineering

No. of students = 128

Paper Code & Percentage	O (>89)	E (80-89)	A (70-79)	B (60-69)	C (50-59)	D (40-49)	F (<40)	TOTAL
CIVL 2251	15	51	52	10	0	0	0	128
(%)	11.72	39.84	40.63	7.81	0.00	0.00	0.00	100
CIVL 2252	34	72	21	1	0	0	0	128
(%)	26.56	56.25	16.41	0.78	0.00	0.00	0.00	100

CIVL 2253 (%)	41	72	14	1	0	0	0	128
	32.03	56.25	10.94	0.78	0.00	0.00	0.00	100
CIVL 2254 (%)	32	79	16	1	0	0	0	128
	25.00	61.72	12.50	0.78	0.00	0.00	0.00	100

Electrical Engineering

No. of students = 65

Paper Code & Percentage	O (>89)	E (80-89)	A (70-79)	B (60-69)	C (50-59)	D (40-49)	F (<40)	TOTAL
ELEC 2251 (%)	13	32	10	6	4	0	0	65
	20.00	49.23	15.38	9.23	6.15	0.00	0.00	100
ELEC 2252 (%)	16	30	11	5	3	0	0	65
	24.62	46.15	16.92	7.69	4.62	0.00	0.00	100
ELEC 2253 (%)	11	31	11	9	2	1	0	65
	16.92	47.69	16.92	13.85	3.08	1.54	0.00	100

3rd Year, Even Sem-2020

Computer Science & Engineering (Theory)

No. of students = 224

Paper Code & Percentage	O (>= 90)	E (80-89)	A (70-79)	B (60-69)	C (50-59)	D (40-49)	F (<40)
HMTS 3201 (%)	3	43	106	48	15	4	5
	1.34	19.20	47.32	21.43	6.70	1.79	2.23
CSEN 3201 (%)	25	75	71	33	12	0	8
	11.16	33.48	31.70	14.73	5.36	0.00	3.57
CSEN 3202 (%)	33	103	47	29	6	3	3
	14.73	45.98	20.98	12.95	2.68	1.34	1.34
ELEC 3001 (%)	48	103	48	12	4	5	4
	21.43	45.98	21.43	5.36	1.79	2.23	1.79
CSEN 3281/82 (%)	40	98	50	22	6	4	4
	17.86	43.75	22.32	9.82	2.68	1.79	1.79

Information Technology (Theory)

No. of students = 63

Paper Code & Percentage	O (>= 90)	E (80-89)	A (70-79)	B (60-69)	C (50-59)	D (40-49)	F (<40)
HMTS 3201 (%)	0	16	36	9	1	0	1
	0.00	25.40	57.14	14.29	1.59	0.00	1.59
INFO 3201 (%)	7	32	14	9	0	0	1
	11.11	50.79	22.22	14.29	0.00	0.00	1.59
INFO 3202	0	5	21	27	9	0	1

(%)	0.00	7.94	33.33	42.86	14.29	0.00	1.59
INFO 3203	2	16	15	22	7	0	1
(%)	3.17	25.40	23.81	34.92	11.11	0.00	1.59
INFO 3231 / 32 / 33	5	34	14	6	3	0	1
(%)	7.94	53.97	22.22	9.52	4.76	0.00	1.59
INFO 3241 / 42 / 43	0	6	20	26	10	0	1
(%)	0.00	9.52	31.75	41.27	15.87	0.00	1.59

Electronics and Communication Engineering (Theory)							
No. of students = 212							
Paper Code & Percentage	O (≥ 90)	E (80-89)	A (70-79)	B (60-69)	C (50-59)	D (40-49)	F (<40)
HMTS 3201	12	104	67	26	2	0	1
(%)	5.66	49.06	31.60	12.26	0.94	0.00	0.47
CSEN 3004	33	92	59	24	3	0	1
(%)	15.57	43.40	27.83	11.32	1.42	0.00	0.47
ECEN 3201	24	107	65	15	0	1	0
(%)	11.32	50.47	30.66	7.08	0.00	0.47	0.00
ECEN 3202	55	95	54	7	0	1	0
(%)	25.94	44.81	25.47	3.30	0.00	0.47	0.00
ECEN 3231 / 32 / 33 / 34	31	123	52	5	1	0	0
(%)	14.62	58.02	24.53	2.36	0.47	0.00	0.00
ECEN 3241 / 42 / 43	36	99	59	16	1	0	1
(%)	16.98	46.70	27.83	7.55	0.47	0.00	0.47
Biotechnology (Theory)							
No. of students = 53							
Paper Code & Percentage	O (≥ 90)	E (80-89)	A (70-79)	B (60-69)	C (50-59)	D (40-49)	F (<40)
HMTS 3201	9	29	11	2	1	1	0
(%)	16.98	54.72	20.75	3.77	1.89	1.89	0.00
CSEN 3205	11	27	7	4	2	1	1
(%)	20.75	50.94	13.21	7.55	3.77	1.89	1.89
BIOT 3201	10	33	7	1	2	0	0
(%)	18.87	62.26	13.21	1.89	3.77	0.00	0.00
BIOT 3202	25	20	5	1	0	1	1
(%)	47.17	37.74	9.43	1.89	0.00	1.89	1.89
BIOT 3203	10	29	7	4	1	2	0
(%)	18.87	54.72	13.21	7.55	1.89	3.77	0.00
BIOT 3241 / 3242 / 3243 / 3244	11	23	10	7	0	2	0
(%)	20.75	43.40	18.87	13.21	0.00	3.77	0.00

Applied Electronics and Instrumentation Engineering (Theory)							
No. of students = 60							
Paper Code & Percentage	O (≥ 90)	E (80-89)	A (70-79)	B (60-69)	C (50-59)	D (40-49)	F (<40)
HMTS 3201	1	17	27	15	0	0	0
(%)	1.67	28.33	45.00	25.00	0.00	0.00	0.00
AEIE 3201	13	33	6	7	1	0	0
(%)	21.67	55.00	10.00	11.67	1.67	0.00	0.00
AEIE 3202	22	26	5	6	1	0	0

(%)	36.67	43.33	8.33	10.00	1.67	0.00	0.00
AEIE 3203	9	23	19	8	1	0	0
(%)	15.00	38.33	31.67	13.33	1.67	0.00	0.00
AEIE 3231 / 32 / 33	9	33	14	4	0	0	0
(%)	15.00	55.00	23.33	6.67	0.00	0.00	0.00
AEIE 3241 / 42 / 43	11	31	18	0	0	0	0
(%)	18.33	51.67	30.00	0.00	0.00	0.00	0.00

Chemical Engineering (Theory)							
No. of students = 64							
Paper Code & Percentage	O (≥ 90)	E (80-89)	A (70-79)	B (60-69)	C (50-59)	D (40-49)	F (<40)
HMTS 3201	0	11	34	17	2	0	0
(%)	0.00	17.19	53.13	26.56	3.13	0.00	0.00
CHEN 3201	17	28	17	2	0	0	0
(%)	26.56	43.75	26.56	3.13	0.00	0.00	0.00
CHEN 3202	3	30	27	4	0	0	0
(%)	4.69	46.88	42.19	6.25	0.00	0.00	0.00
CHEN 3203	3	30	26	4	1	0	0
(%)	4.69	46.88	40.63	6.25	1.56	0.00	0.00
CHEN 3204	3	33	25	3	0	0	0
(%)	4.69	51.56	39.06	4.69	0.00	0.00	0.00
CHEN 3231 / 3232 / 3233	4	32	21	3	2	2	0
(%)	6.25	50.00	32.81	4.69	3.13	3.13	0.00

Mechanical Engineering (Theory)							
No. of students = 140							
Paper Code & Percentage	O (≥ 90)	E (80-89)	A (70-79)	B (60-69)	C (50-59)	D (40-49)	F (<40)
HMTS 3201	2	52	59	18	6	1	2
(%)	1.43	37.14	42.14	12.86	4.29	0.71	1.43
CSEN 3206	8	80	34	12	3	2	1
(%)	5.71	57.14	24.29	8.57	2.14	1.43	0.71
MECH 3201	16	51	38	26	4	4	1
(%)	11.43	36.43	27.14	18.57	2.86	2.86	0.71
MECH 3202	23	60	32	16	6	2	1
(%)	16.43	42.86	22.86	11.43	4.29	1.43	0.71
MECH 3251 / 3252 / 3253	20	54	30	23	9	2	2
(%)	14.29	38.57	21.43	16.43	6.43	1.43	1.43
MECH 3261 / 62 / 63 / 64 / 65	24	63	31	17	2	2	1
(%)	17.14	45.00	22.14	12.14	1.43	1.43	0.71

Civil Engineering (Theory)							
No. of students = 142							
Paper Code & Percentage	O (≥ 90)	E (80-89)	A (70-79)	B (60-69)	C (50-59)	D (40-49)	F (<40)
HMTS 3201	5	33	60	34	10	0	0
(%)	3.52	23.24	42.25	23.94	7.04	0.00	0.00
CSEN 3206	15	36	41	41	9	0	0
(%)	10.56	25.35	28.87	28.87	6.34	0.00	0.00
CIVL 3201	19	44	65	14	0	0	0

(%)	13.38	30.99	45.77	9.86	0.00	0.00	0.00
CIVL 3202	17	45	53	27	0	0	0
(%)	11.97	31.69	37.32	19.01	0.00	0.00	0.00
CIVL 3203	27	71	43	1	0	0	0
(%)	19.01	50.00	30.28	0.70	0.00	0.00	0.00
CIVL 3231 / 32 / 33 / 34	17	72	53	0	0	0	0
(%)	11.97	50.70	37.32	0.00	0.00	0.00	0.00

Electrical Engineering							
No. of students = 74							
Paper Code & Percentage	O (≥ 90)	E (80-89)	A (70-79)	B (60-69)	C (50-59)	D (40-49)	F (<40)
HMTS 3201	0	33	34	6	1	0	0
(%)	0.00	44.59	45.95	8.11	1.35	0.00	0.00
ELEC 3201	15	43	9	5	2	0	0
(%)	20.27	58.11	12.16	6.76	2.70	0.00	0.00
ELEC 3202	12	45	13	2	1	0	1
(%)	16.22	60.81	17.57	2.70	1.35	0.00	1.35
ELEC 3203	10	45	12	5	2	0	0
(%)	13.51	60.81	16.22	6.76	2.70	0.00	0.00
ELEC 3204	11	45	13	4	1	0	0
(%)	14.86	60.81	17.57	5.41	1.35	0.00	0.00
ELEC 3231 / 32	8	45	15	4	2	0	0
(%)	10.81	60.81	20.27	5.41	2.70	0.00	0.00

Computer Science & Engineering (Lab)							
No. of students = 224							
Paper Code & Percentage	O (≥ 90)	E (80-89)	A (70-79)	B (60-69)	C (50-59)	D (40-49)	F (<40)
CSEN 3211	57	83	50	28	6	0	0
(%)	25.45	37.05	22.32	12.50	2.68	0.00	0.00
CSEN 3212	61	105	41	15	2	0	0
(%)	27.23	46.88	18.30	6.70	0.89	0.00	0.00
CSEN 3213	44	87	59	29	5	0	0
(%)	19.64	38.84	26.34	12.95	2.23	0.00	0.00
CSEN 3285/86/87/88	73	91	36	18	6	0	0
(%)	32.59	40.63	16.07	8.04	2.68	0.00	0.00
CSEN 3297	17	82	98	25	1	1	0
(%)	7.59	36.61	43.75	11.16	0.45	0.45	0.00
HMTS 3221	14	114	59	30	7	0	0
(%)	6.25	50.89	26.34	13.39	3.13	0.00	0.00

Information Technology (Lab)							
No. of students = 63							
Paper Code & Percentage	O (≥ 90)	E (80-89)	A (70-79)	B (60-69)	C (50-59)	D (40-49)	F (<40)
INFO 3211	12	31	12	5	3	0	0
(%)	19.05	49.21	19.05	7.94	4.76	0.00	0.00
INFO 3212	7	25	15	12	4	0	0
(%)	11.11	39.68	23.81	19.05	6.35	0.00	0.00

INFO 3213	7	28	16	10	2	0	0
(%)	11.11	44.44	25.40	15.87	3.17	0.00	0.00
INFO 3236 / 37 / 38	7	27	21	5	3	0	0
(%)	11.11	42.86	33.33	7.94	4.76	0.00	0.00
INFO 3221	9	28	15	7	1	3	0
(%)	14.29	44.44	23.81	11.11	1.59	4.76	0.00
HMTS 3221	6	25	25	4	3	0	0
(%)	9.52	39.68	39.68	6.35	4.76	0.00	0.00

Electronics and Communication Engineering (Lab)

No. of students = 212

Paper Code & Percentage	O (>= 90)	E (80-89)	A (70-79)	B (60-69)	C (50-59)	D (40-49)	F (<40)
ECEN 3211	62	110	40	0	0	0	0
(%)	29.25	51.89	18.87	0.00	0.00	0.00	0.00
ECEN 3212	66	119	27	0	0	0	0
(%)	31.13	56.13	12.74	0.00	0.00	0.00	0.00
CSEN 3014	80	85	36	11	0	0	0
%	37.74	40.09	16.98	5.19	0.00	0.00	0.00
HMTS 3221	36	114	52	9	1	0	0
(%)	16.98	53.77	24.53	4.25	0.47	0.00	0.00
ECEN 3221	60	127	24	1	0	0	0
(%)	28.30	59.91	11.32	0.47	0.00	0.00	0.00
ECEN 3222	206	6	0	0	0	0	0
(%)	97.17	2.83	0.00	0.00	0.00	0.00	0.00

Biotechnology (Lab)

No. of students = 53

Paper Code & Percentage	O (>= 90)	E (80-89)	A (70-79)	B (60-69)	C (50-59)	D (40-49)	F (<40)
BIOT 3211	25	24	2	2	0	0	0
(%)	47.17	45.28	3.77	3.77	0.00	0.00	0.00
BIOT 3212	21	20	7	5	0	0	0
(%)	39.62	37.74	13.21	9.43	0.00	0.00	0.00
BIOT 3213	14	33	3	3	0	0	0
(%)	26.42	62.26	5.66	5.66	0.00	0.00	0.00
CSEN 3215	31	14	6	2	0	0	0
(%)	58.49	26.42	11.32	3.77	0.00	0.00	0.00
HMTS 3221	17	32	4	0	0	0	0
(%)	32.08	60.38	7.55	0.00	0.00	0.00	0.00
BIOT 3222	22	23	6	1	1	0	0
(%)	41.51	43.40	11.32	1.89	1.89	0.00	0.00

Applied Electronics and Instrumentation Engineering (Lab)

No. of students = 60

Paper Code & Percentage	O (>= 90)	E (80-89)	A (70-79)	B (60-69)	C (50-59)	D (40-49)	F (<40)
AEIE 3211	17	32	11	0	0	0	0
(%)	28.33	53.33	18.33	0.00	0.00	0.00	0.00

AEIE 3212 (%)	27	13	13	6	1	0	0
	45.00	21.67	21.67	10.00	1.67	0.00	0.00
AEIE 3213 (%)	17	29	7	7	0	0	0
	28.33	48.33	11.67	11.67	0.00	0.00	0.00
AEIE 3221 (%)	9	19	19	13	0	0	0
	15.00	31.67	31.67	21.67	0.00	0.00	0.00
HMTS 3221 (%)	10	34	14	1	1	0	0
	16.67	56.67	23.33	1.67	1.67	0.00	0.00

Chemical Engineering (Lab)							
No. of students = 64							
Paper Code & Percentage	O (≥ 90)	E (80-89)	A (70-79)	B (60-69)	C (50-59)	D (40-49)	F (<40)
CHEN 3211 (%)	14	44	6	0	0	0	0
	21.88	68.75	9.38	0.00	0.00	0.00	0.00
CHEN 3212 (%)	14	23	18	7	2	0	0
	21.88	35.94	28.13	10.94	3.13	0.00	0.00
HMTS 3221 (%)	11	47	6	0	0	0	0
	17.19	73.44	9.38	0.00	0.00	0.00	0.00
CHEN 3221 (%)	48	16	0	0	0	0	0
	75.00	25.00	0.00	0.00	0.00	0.00	0.00

Mechanical Engineering (Lab)							
No. of students = 139							
Paper Code & Percentage	O (≥ 90)	E (80-89)	A (70-79)	B (60-69)	C (50-59)	D (40-49)	F (<40)
MECH 3211 (%)	10	56	49	20	4	1	0
	7.14	40.00	35.00	14.29	2.86	0.71	0.00
MECH 3212 (%)	17	63	41	15	2	2	0
	12.14	45.00	29.29	10.71	1.43	1.43	0.00
CSEN 3216 (%)	9	59	57	13	1	1	0
	6.43	42.14	40.71	9.29	0.71	0.71	0.00
MECH 3256 / 3257 / 3258 (%)	13	59	33	30	3	2	0
	9.29	42.14	23.57	21.43	2.14	1.43	0.00
HMTS 3221 (%)	3	43	62	28	2	2	0
	2.14	30.71	44.29	20.00	1.43	1.43	0.00
MECH 3221 (%)	23	70	35	6	4	2	0
	16.43	50.00	25.00	4.29	2.86	1.43	0.00

Civil Engineering (Lab)							
No. of students = 142							
Paper Code & Percentage	O (≥ 90)	E (80-89)	A (70-79)	B (60-69)	C (50-59)	D (40-49)	F (<40)
CIVL 3211	12	49	50	27	2	2	0

(%)	8.45	34.51	35.21	19.01	1.41	1.41	0.00
CIVL 3212	24	63	51	2	2	0	0
(%)	16.90	44.37	35.92	1.41	1.41	0.00	0.00
CSEN 3216	18	45	45	29	3	2	0
(%)	12.68	31.69	31.69	20.42	2.11	1.41	0.00
HMTS 3221	0	38	62	29	10	3	0
(%)	0.00	26.76	43.66	20.42	7.04	2.11	0.00
CIVL 3221	7	36	60	31	7	1	0
(%)	4.93	25.35	42.25	21.83	4.93	0.70	0.00

Electrical Engineering (Lab)							
No. of students = 74							
Paper Code & Percentage	O (≥ 90)	E (80-89)	A (70-79)	B (60-69)	C (50-59)	D (40-49)	F (<40)
ELEC 3211	21	40	11	2	0	0	0
(%)	28.38	54.05	14.86	2.70	0.00	0.00	0.00
ELEC 3212	20	36	15	3	0	0	0
(%)	27.03	48.65	20.27	4.05	0.00	0.00	0.00
ELEC 3213	12	50	11	1	0	0	0
(%)	16.22	67.57	14.86	1.35	0.00	0.00	0.00
ELEC 3214	18	40	14	2	0	0	0
(%)	24.32	54.05	18.92	2.70	0.00	0.00	0.00
HMTS 3221	1	44	23	6	0	0	0
(%)	1.35	59.46	31.08	8.11	0.00	0.00	0.00

RESULT ANALYSIS (B.TECH/ THEORY & LAB PAPERS)

4TH YEAR, EVEN SEM-2020

Computer Science & Engineering
No. of students =227

Paper Code & Percentage	O (≥ 90)	E (80-89)	A (70-79)	B (60-69)	C (50-59)	D (40-49)	F (<40)	FA
HMTS 4201	3	43	116	49	15	1	0	0
(%)	1.32	18.94	51.10	21.59	6.61	0.44	0.00	0.00
CSEN 4244 / 4245 / 4246	11	58	104	43	9	2	0	0
(%)	4.85	25.55	45.81	18.94	3.96	0.88	0.00	0.00
CSEN 4262 / 4263 / 4264	11	53	77	69	16	1	0	0
(%)	4.85	23.35	33.92	30.40	7.05	0.44	0.00	0.00
BIOT4281 /MATH 4281 / MATH4282	15	82	81	37	11	1	0	0
(%)	6.61	36.12	35.68	16.30	4.85	0.44	0.00	0.00

LAB PAPER								
Paper Code & Percentage	O (≥ 90)	E (80-89)	A (70-79)	B (60-69)	C (50-59)	D (40-49)	F (<40)	FA
CSEN 4272 / 4273 / 4274	31	81	73	39	2	1	0	0
(%)	13.66	35.68	32.16	17.18	0.88	0.44	0.00	0.00
CSEN 4231	48	90	57	29	2	1	0	0

(%)	21.15	39.65	25.11	12.78	0.88	0.44	0.00	0.00
CSEN 4291	81	108	27	7	4	0	0	0
(%)	35.68	47.58	11.89	3.08	1.76	0.00	0.00	0.00

Information Technology
No. of students =61

Paper Code & Percentage	O (>= 90)	E (80-89)	A (70-79)	B (60-69)	C (50-59)	D (40-49)	F (<40)	FA
HMTS 4201	1	12	30	5	10	3	0	0
(%)	1.64	19.67	49.18	8.20	16.39	4.92	0.00	0.00
INFO 4243	6	21	19	11	3	1	0	0
(%)	9.84	34.43	31.15	18.03	4.92	1.64	0.00	0.00
BIOT 4281 / MATH 4281	2	31	15	10	3	0	0	0
(%)	3.28	50.82	24.59	16.39	4.92	0.00	0.00	0.00

LAB PAPER

Paper Code & Percentage	O (>= 90)	E (80-89)	A (70-79)	B (60-69)	C (50-59)	D (40-49)	F (<40)	FA
INFO 4231	5	32	11	8	4	1	0	0
(%)	8.20	52.46	18.03	13.11	6.56	1.64	0.00	0.00
INFO 4291	20	21	8	5	5	2	0	0
(%)	32.79	34.43	13.11	8.20	8.20	3.28	0.00	0.00

Electronics & Communication Engineering
No. of students =212

Paper Code & Percentage	O (>= 90)	E (80-89)	A (70-79)	B (60-69)	C (50-59)	D (40-49)	F (<40)	FA
HMTS 4201	11	50	99	46	3	3	0	0
(%)	5.19	23.58	46.70	21.70	1.42	1.42	0.00	0.00
ECEN 4241 / 4243	19	73	95	22	2	1	0	0
(%)	8.96	34.43	44.81	10.38	0.94	0.47	0.00	0.00
BIOT 4282/ CSEN4281/ CSEN4282/ INFO4281/ INFO4282/ MATH 4281	10	69	71	51	7	4	0	0
(%)	4.72	32.55	33.49	24.06	3.30	1.89	0.00	0.00

LAB PAPER

Paper Code & Percentage	O (>= 90)	E (80-89)	A (70-79)	B (60-69)	C (50-59)	D (40-49)	F (<40)	FA
ECEN 4231	38	112	56	5	1	0	0	0
(%)	17.92	52.83	26.42	2.36	0.47	0.00	0.00	0.00
ECEN 4291	160	45	6	1	0	0	0	0
(%)	17.92	52.83	26.42	2.36	0.47	0.00	0.00	0.00

Biotechnology
No. of students =49

Paper Code & Percentage	O (>= 90)	E (80-89)	A (70-79)	B (60-69)	C (50-59)	D (40-49)	F (<40)	FA
HMTS 4203	9	10	21	9	0	0	0	0
(%)	18.37	20.41	42.86	18.37	0.00	0.00	0.00	0.00
BIOT 4241 / 4242 / 4246	11	17	11	4	6	0	0	0
(%)	22.45	34.69	22.45	8.16	12.24	0.00	0.00	0.00
CHEN4281 / CHEN 4282	4	19	19	7	0	0	0	0
(%)	8.16	38.78	38.78	14.29	0.00	0.00	0.00	0.00

LAB PAPER								
Paper Code & Percentage	O (≥ 90)	E (80-89)	A (70-79)	B (60-69)	C (50-59)	D (40-49)	F (<40)	FA
BIOT 4231	14	26	8	1	0	0	0	0
(%)	28.57	53.06	16.33	2.04	0.00	0.00	0.00	0.00
BIOT 4291	37	7	3	2	0	0	0	0
(%)	75.51	14.29	6.12	4.08	0.00	0.00	0.00	0.00

Applied Electronics & Instrumentation Engineering

No. of students =68

Paper Code & Percentage	O (≥ 90)	E (80-89)	A (70-79)	B (60-69)	C (50-59)	D (40-49)	F (<40)	FA
HMTS 4201	0	10	40	12	6	0	0	0
(%)	0.00	14.71	58.82	17.65	8.82	0.00	0.00	0.00
AEIE 4241 / 4243	8	15	32	11	2	0	0	0
(%)	11.76	22.06	47.06	16.18	2.94	0.00	0.00	0.00
BIOT4281/ CSEN4281/ ECEN4281/ INFO4281	2	32	26	8	0	0	0	0
(%)	2.94	47.06	38.24	11.76	0.00	0.00	0.00	0.00

LAB PAPER								
Paper Code & Percentage	O (≥ 90)	E (80-89)	A (70-79)	B (60-69)	C (50-59)	D (40-49)	F (<40)	FA
AEIE 4231	19	31	15	3	0	0	0	0
(%)	27.94	45.59	22.06	4.41	0.00	0.00	0.00	0.00
AEIE 4232	52	15	0	1	0	0	0	0
(%)	76.47	22.06	0.00	1.47	0.00	0.00	0.00	0.00
AEIE 4291	20	48	0	0	0	0	0	0
(%)	29.41	70.59	0.00	0.00	0.00	0.00	0.00	0.00

Chemical Engineering

No. of students =69

Paper Code & Percentage	O (≥ 90)	E (80-89)	A (70-79)	B (60-69)	C (50-59)	D (40-49)	F (<40)	FA
HMTS 4201	2	14	32	17	4	0	0	0
(%)	2.90	20.29	46.38	24.64	5.80	0.00	0.00	0.00
CHEN4242 / 4243 / 4244	7	14	27	20	1	0	0	0
(%)	10.14	20.29	39.13	28.99	1.45	0.00	0.00	0.00
AEIE4282 / BIOT4281 / MECH4283	6	26	20	14	3	0	0	0
(%)	8.70	37.68	28.99	20.29	4.35	0.00	0.00	0.00

LAB PAPER								
Paper Code & Percentage	O (≥ 90)	E (80-89)	A (70-79)	B (60-69)	C (50-59)	D (40-49)	F (<40)	FA
CHEN 4221	21	26	14	5	0	3	0	0
(%)	30.43	37.68	20.29	7.25	0.00	4.35	0.00	0.00
CHEN 4231	11	29	21	8	0	0	0	0
(%)	15.94	42.03	30.43	11.59	0.00	0.00	0.00	0.00
CHEN 4291	20	33	10	5	1	0	0	0
(%)	28.99	47.83	14.49	7.25	1.45	0.00	0.00	0.00

Mechanical Engineering
No. of students =140

Paper Code & Percentage	O (>= 90)	E (80-89)	A (70-79)	B (60-69)	C (50-59)	D (40-49)	F (<40)	FA
HMTS 4202	4	19	65	40	9	3	0	0
(%)	2.86	13.57	46.43	28.57	6.43	2.14	0.00	0.00
AEIE 4282 / CIVL4283/HMTS4281	15	61	27	22	14	1	0	0
(%)	10.71	43.57	19.29	15.71	10.00	0.71	0.00	0.00

LAB PAPER								
Paper Code & Percentage	O (>= 90)	E (80-89)	A (70-79)	B (60-69)	C (50-59)	D (40-49)	F (<40)	FA
MECH 4211	35	60	36	7	1	1	0	0
(%)	25.00	42.86	25.71	5.00	0.71	0.71	0.00	0.00
MECH 4221	18	61	51	8	2	0	0	0
(%)	12.86	43.57	36.43	5.71	1.43	0.00	0.00	0.00
MECH 4231	9	46	55	22	7	1	0	0
(%)	6.43	32.86	39.29	15.71	5.00	0.71	0.00	0.00
MECH 4291	52	55	29	2	0	2	0	0
(%)	37.14	39.29	20.71	1.43	0.00	1.43	0.00	0.00

Civil Engineering
No. of students =140

Paper Code & Percentage	O (>= 90)	E (80-89)	A (70-79)	B (60-69)	C (50-59)	D (40-49)	F (<40)	FA
HMTS 4201	0	20	54	45	16	5	0	0
(%)	0.00	14.29	38.57	32.14	11.43	3.57	0.00	0.00
CIVL 4201	20	66	46	7	1	0	0	0
(%)	14.29	47.14	32.86	5.00	0.71	0.00	0.00	0.00
CIVL 4241/4242	12	54	52	20	2	0	0	0
(%)	8.57	38.57	37.14	14.29	1.43	0.00	0.00	0.00
BIOT4282 / CHEN4282/ MECH4281 /4283	2	22	59	42	13	2	0	0
(%)	1.43	15.71	42.14	30.00	9.29	1.43	0.00	0.00

LAB PAPER								
Paper Code & Percentage	O (>= 90)	E (80-89)	A (70-79)	B (60-69)	C (50-59)	D (40-49)	F (<40)	FA
CIVL 4231	9	56	48	17	7	3	0	0
(%)	6.43	40.00	34.29	12.14	5.00	2.14	0.00	0.00
CIVL 4291	60	49	24	7	0	0	0	0
(%)	42.86	35.00	17.14	5.00	0.00	0.00	0.00	0.00

Biotechnology
No. of students =13

Paper Code & Percentage	O (≥ 90)	E (80-89)	A (70-79)	B (60-69)	C (50-59)	D (40-49)	F (<40)	FA
BIOT 5201	1	4	8	0	0	0	0	0
(%)	7.69	30.77	61.54	0.00	0.00	0.00	0.00	0.00
BIOT 5202	5	8	0	0	0	0	0	0
(%)	38.46	61.54	0.00	0.00	0.00	0.00	0.00	0.00
BIOT 5231	2	7	1	0	0	0	3	0
(%)	15.38	53.85	7.69	0.00	0.00	0.00	23.08	0.00
BIOT 5232	3	5	1	0	0	0	4	0
(%)	23.08	38.46	7.69	0.00	0.00	0.00	30.77	0.00
BIOT 5241	5	4	0	0	0	0	4	0
(%)	38.46	30.77	0.00	0.00	0.00	0.00	30.77	0.00
BIOT 5242	2	7	2	0	0	0	2	0
(%)	15.38	53.85	15.38	0.00	0.00	0.00	15.38	0.00

LAB PAPER								
Paper Code & Percentage	O (≥ 90)	E (80-89)	A (70-79)	B (60-69)	C (50-59)	D (40-49)	F (<40)	FA
BIOT 5251	1	3	5	4	0	0	0	0
(%)	7.69	23.08	38.46	30.77	0.00	0.00	0.00	0.00
BIOT 5252	0	9	4	0	0	0	0	0
(%)	0.00	69.23	30.77	0.00	0.00	0.00	0.00	0.00
BIOT 5293	8	5	0	0	0	0	0	0
(%)	61.54	38.46	0.00	0.00	0.00	0.00	0.00	0.00

Computer Science & Engineering
No. of students =11

Paper Code & Percentage	O (≥ 90)	E (80-89)	A (70-79)	B (60-69)	C (50-59)	D (40-49)	F (<40)	FA
CSEN 5201	2	3	4	1	1	0	0	0
(%)	18.18	27.27	36.36	9.09	9.09	0.00	0.00	0.00
CSEN 5202	0	0	3	5	3	0	0	0
(%)	0.00	0.00	27.27	45.45	27.27	0.00	0.00	0.00
CSEN 5231	5	3	3	0	0	0	0	0
(%)	45.45	27.27	27.27	0.00	0.00	0.00	0.00	0.00
CSEN 5234	3	1	2	5	0	0	0	0
(%)	27.27	9.09	18.18	45.45	0.00	0.00	0.00	0.00
CSEN 5244	2	4	3	2	0	0	0	0
(%)	18.18	36.36	27.27	18.18	0.00	0.00	0.00	0.00

LAB PAPER								
Paper Code & Percentage	O (≥ 90)	E (80-89)	A (70-79)	B (60-69)	C (50-59)	D (40-49)	F (<40)	FA
CSEN 5251	2	1	3	3	2	0	0	0
(%)	18.18	9.09	27.27	27.27	18.18	0.00	0.00	0.00
CSEN 5252	2	1	2	5	1	0	0	0
(%)	18.18	9.09	18.18	45.45	9.09	0.00	0.00	0.00
CSEN 5293	3	0	4	2	2	0	0	0
(%)	27.27	0.00	36.36	18.18	18.18	0.00	0.00	0.00

M.Tech in VLSI

No. of students = 9

Paper Code & Percentage	O (>89)	E (80-89)	A (70-79)	B (60-69)	C (50-59)	D (40-49)	F (<40)	TOTAL
VLSI 6295	6	2	0	0	1	0	0	9
(%)	66.67	22.22	0.00	0.00	11.11	0.00	0.00	100
VLSI 6297	6	3	0	0	0	0	0	9
(%)	66.67	33.33	0.00	0.00	0.00	0.00	0.00	100

M.Tech in BT

No. of students = 8

Paper Code & Percentage	O (>89)	E (80-89)	A (70-79)	B (60-69)	C (50-59)	D (40-49)	F (<40)	TOTAL
BIOT 6295	5	3	0	0	0	0	0	8
(%)	62.50	37.50	0.00	0.00	0.00	0.00	0.00	100
BIOT 6297	3	5	0	0	0	0	0	8
(%)	37.50	62.50	0.00	0.00	0.00	0.00	0.00	100

M.Tech in AEIE

No. of students = 3

Paper Code & Percentage	O (>89)	E (80-89)	A (70-79)	B (60-69)	C (50-59)	D (40-49)	F (<40)	TOTAL
AEIE 6295	1	2	0	0	0	0	0	3
(%)	33.33	66.67	0.00	0.00	0.00	0.00	0.00	100
AEIE 6297	2	1	0	0	0	0	0	3
(%)	66.67	33.33	0.00	0.00	0.00	0.00	0.00	100

RESULT ANALYSIS (MCA/ THEORY & LAB PAPERS)**1ST YEAR, EVEN SEM-2020**

Master in Computer Applications

No. of students =59

Paper Code & Percentage	O (>= 90)	E (80-89)	A (70-79)	B (60-69)	C (50-59)	D (40-49)	F (<40)	FA
MCAP 1201	2	13	26	13	1	3	1	0
(%)	3.39	22.03	44.07	22.03	1.69	5.08	1.69	0.00
MCAP 1202	1	12	19	16	5	3	3	0
(%)	1.69	20.34	32.20	27.12	8.47	5.08	5.08	0.00
MCAP 1203	2	17	22	11	2	2	3	0
(%)	3.39	28.81	37.29	18.64	3.39	3.39	5.08	0.00
MCAP 1204	5	22	18	9	1	1	3	0
(%)	8.47	37.29	30.51	15.25	1.69	1.69	5.08	0.00
MCAP 1205	4	21	14	11	4	2	3	0
(%)	6.78	35.59	23.73	18.64	6.78	3.39	5.08	0.00

LAB PAPER

Paper Code & Percentage	O (>= 90)	E (80-89)	A (70-79)	B (60-69)	C (50-59)	D (40-49)	F (<40)	FA
MCAP 1211	1	9	28	16	3	2	0	0
(%)	1.69	15.25	47.46	27.12	5.08	3.39	0.00	0.00
MCAP 1212	0	14	19	15	7	3	1	0
(%)	0.00	23.73	32.20	25.42	11.86	5.08	1.69	0.00
MCAP 1213	1	6	22	20	6	3	1	0
(%)	1.69	10.17	37.29	33.90	10.17	5.08	1.69	0.00

RESULT ANALYSIS (MCA/ THEORY & LAB PAPERS)
2nd Year, Even Sem - 2020

Master in Computer Application

No. of students = **45**

Paper Code & Percentage	O (>89)	E (80-89)	A (70-79)	B (60-69)	C (50-59)	D (40-49)	F (<40)	TOTAL
MCAP 2201	12	19	7	6	0	1	0	45
%	26.67	42.22	15.56	13.33	0.00	2.22	0.00	100
MCAP 2202	24	14	6	0	1	0	0	45
%	53.33	31.11	13.33	0.00	2.22	0.00	0.00	100
MCAP 2203	6	20	13	4	1	1	0	45
%	13.33	44.44	28.89	8.89	2.22	2.22	0.00	100
MCAP 2204	6	18	13	6	1	1	0	45
%	13.33	40.00	28.89	13.33	2.22	2.22	0.00	100
HMTS 2201	3	19	17	4	1	1	0	45
%	6.67	42.22	37.78	8.89	2.22	2.22	0.00	100
LAB PAPER								
Paper Code & Percentage	O (>89)	E (80-89)	A (70-79)	B (60-69)	C (50-59)	D (40-49)	F (<40)	TOTAL
MCAP 2211	17	17	5	5	0	1	0	45
%	37.78	37.78	11.11	11.11	0.00	2.22	0.00	100
MCAP 2212	22	16	3	3	0	1	0	45
%	48.89	35.56	6.67	6.67	0.00	2.22	0.00	100
MCAP 2213	21	13	6	3	1	1	0	45
%	46.67	28.89	13.33	6.67	2.22	2.22	0.00	100
HMTS 2221	11	22	9	1	0	2	0	45
%	24.44	48.89	20.00	2.22	0.00	4.44	0.00	100

Result Analysis MCA
3rd Year, Even Sem - 2020

MCA							
No. of students = 49							
Paper Code & Percentage	O (>= 90)	E (80-89)	A (70-79)	B (60-69)	C (50-59)	D (40-49)	F (<40)
MCAP 3221	12	19	13	3	2	0	0
(%)	24.49	38.78	26.53	6.12	4.08	0.00	0.00
MCAP 3295	17	19	13	0	0	0	0
(%)	34.69	38.78	26.53	0.00	0.00	0.00	0.00



HERITAGE INSTITUTE OF TECHNOLOGY

RESULT OF ODD SEMESTER EXAMINATIONS, 2019-20

Placed for

Approval of
Academic Council

In its meeting dated 07.02.2020

PC
Principal
Heritage Institute of Technology

Prayak
7/02/20
Controller of Examinations
Heritage Institute of Technology

RESULT ANALYSIS - ODD SEM, 2019
1ST YEAR - B.TECH (THEORY)

MATHEMATICS-I										
MATH 1101										
Letter Grade	CSE	IT	ECE	BT	AEIE	ChE	ME	CE	EE	Total
O (>89) (%)	38	8	25	0	5	2	9	4	7	98
	20.77	12.90	13.81	0.00	9.62	3.85	8.33	3.74	11.29	11.28
E (80-89) (%)	37	5	37	5	7	8	17	22	8	146
	20.22	8.06	20.44	8.06	13.46	15.38	15.74	20.56	12.90	16.80
A (70-79) (%)	31	19	34	10	7	12	8	18	17	156
	16.94	30.65	18.78	16.13	13.46	23.08	7.41	16.82	27.42	17.95
B (60-69) (%)	24	9	24	10	9	8	17	10	7	118
	13.11	14.52	13.26	16.13	17.31	15.38	15.74	9.35	11.29	13.58
C (50-59) (%)	21	5	25	17	9	8	20	15	9	129
	11.48	8.06	13.81	27.42	17.31	15.38	18.52	14.02	14.52	14.84
D (40-49) (%)	19	10	17	11	9	9	21	21	10	127
	10.38	16.13	9.39	17.74	17.31	17.31	19.44	19.63	16.13	14.61
F (<40) (%)	13	5	17	7	6	5	15	15	4	87
	7.10	8.06	9.39	11.29	11.54	9.62	13.89	14.02	6.45	10.01
FA (%)	0	1	2	2	0	0	1	2	0	8
	0.00	1.61	1.10	3.23	0.00	0.00	0.93	1.87	0.00	0.92
Total Students	183	62	181	62	52	52	108	107	62	869

CHEMISTRY - I					
CHEM 1001					
Letter Grade	CSE	IT	ECE	AEIE	Total
O (>89) (%)	20	0	4	2	26
	10.93	0.00	2.21	3.85	5.44
E (80-89) (%)	40	11	17	4	72
	21.86	17.74	9.39	7.69	15.06
A (70-79) (%)	32	4	29	9	74
	17.49	6.45	16.02	17.31	15.48
B (60-69) (%)	30	17	38	15	100
	16.39	27.42	20.99	28.85	20.92
C (50-59) (%)	18	12	41	9	80
	9.84	19.35	22.65	17.31	16.74
D (40-49) (%)	30	13	36	9	88
	16.39	20.97	19.89	17.31	18.41
F (<40) (%)	12	4	15	4	35
	6.56	6.45	8.29	7.69	7.32
FA (%)	1	1	1	0	3
	0.55	1.61	0.55	0.00	0.63
Total Students	183	62	181	52	478

BASIC ELECTRICAL ENGINEERING					
ELEC 1001					
Letter Grade	CSE	IT	ECE	AEIE	Total
O (>89) (%)	16	4	16	2	38
	8.74	6.45	8.84	3.85	7.95
E (80-89) (%)	27	9	26	8	70
	14.75	14.52	14.36	15.38	14.64
A (70-79) (%)	34	9	27	8	78
	18.58	14.52	14.92	15.38	16.32
B (60-69) (%)	23	7	23	10	63
	12.57	11.29	12.71	19.23	13.18
C (50-59) (%)	23	13	33	9	78
	12.57	20.97	18.23	17.31	16.32
D (40-49) (%)	35	12	33	7	87
	19.13	19.35	18.23	13.46	18.20
F (<40) (%)	24	7	22	8	61
	13.11	11.29	12.15	15.38	12.76
FA (%)	1	1	1	0	0
	0.55	1.61	0.55	0.00	0.00
Total Students	183	62	181	52	478

COMMUNICATION FOR PROFESSIONALS					
HMTS 1011					
Letter Grade	CSE	IT	ECE	AEIE	Total
O (>89) (%)	2	0	1	1	4
	1.09	0.00	0.55	1.92	0.84
E (80-89) (%)	26	9	23	11	69
	14.21	14.52	12.71	21.15	14.56
A (70-79) (%)	48	29	62	19	158
	26.23	46.77	34.25	36.54	33.33
B (60-69) (%)	57	16	50	15	138
	31.15	25.81	27.62	28.85	29.11
C (50-59) (%)	37	7	25	5	74
	20.22	11.29	13.81	9.62	15.61
D (40-49) (%)	10	0	17	1	28
	5.46	0.00	9.39	1.92	5.91
F (<40) (%)	1	0	2	0	3
	0.55	0.00	1.10	0.00	0.63
FA (%)	2	1	1	0	0
	1.09	1.61	0.55	0.00	0.00
Total Students	183	62	181	52	478

BASIC ELECTRONICS						
ECEN 1011						
Letter Grade	BT	ChE	ME	CE	EE	Total
O (>89) (%)	1	1	6	0	3	11
	1.61	1.92	5.56	0.00	4.84	2.81
E (80-89) (%)	4	3	12	1	2	22
	6.45	5.77	11.11	0.93	3.23	5.63
A (70-79) (%)	6	7	20	15	10	58
	9.68	13.46	18.52	14.02	16.13	14.83
B (60-69) (%)	10	8	13	10	11	52
	16.13	15.38	12.04	9.35	17.74	13.30
C (50-59) (%)	16	11	16	17	10	70
	25.81	21.15	14.81	15.89	16.13	17.90
D (40-49) (%)	20	13	30	35	14	112
	32.26	25.00	27.78	32.71	22.58	28.64
F (<40) (%)	5	9	10	27	10	61
	8.06	17.31	9.26	25.23	16.13	15.60
FA (%)	0	0	1	2	2	5
	0.00	0.00	0.93	1.87	3.23	1.28
Total Students	62	52	108	107	62	391

PHYSICS - I						
PHYS 1001						
Letter Grade	BT	ChE	ME	CE	EE	Total
O (>89) (%)	0	0	0	0	0	0
	0.00	0.00	0.00	0.00	0.00	0.00
E (80-89) (%)	0	4	3	2	2	11
	0.00	7.69	2.78	1.87	3.23	2.81
A (70-79) (%)	3	4	15	9	8	39
	4.84	7.69	13.89	8.41	12.90	9.97
B (60-69) (%)	13	6	18	17	8	62
	20.97	11.54	16.67	15.89	12.90	15.86
C (50-59) (%)	14	10	25	20	15	84
	22.58	19.23	23.15	18.69	24.19	21.48
D (40-49) (%)	27	20	33	31	25	136
	43.55	38.46	30.56	28.97	40.32	34.78
F (<40) (%)	4	8	13	24	3	52
	6.45	15.38	12.04	22.43	4.84	13.30
FA (%)	1	0	1	4	1	7
	1.61	0.00	0.93	3.74	1.61	1.79
Total Students	62	52	108	107	62	391

PROGRAMMING FOR PROBLEM SOLVING						
CSEN 1001						
Letter Grade	BT	ChE	ME	CE	EE	Total
O (>89)	1	1	0	0	1	3
(%)	1.61	1.92	0.00	0.00	1.61	0.77
E (80-89)	1	3	2	1	4	11
(%)	1.61	5.77	1.85	0.93	6.45	2.81
A (70-79)	5	3	5	4	6	23
(%)	8.06	5.77	4.63	3.74	9.68	5.88
B (60-69)	6	14	14	5	9	48
(%)	9.68	26.92	12.96	4.67	14.52	12.28
C (50-59)	16	7	21	26	15	85
(%)	25.81	13.46	19.44	24.30	24.19	21.74
D (40-49)	22	17	46	48	19	152
(%)	35.48	32.69	42.59	44.86	30.65	38.87
F (<40)	11	7	19	20	6	63
(%)	17.74	13.46	17.59	18.69	9.68	16.11
FA	0	0	1	3	2	6
(%)	0.00	0.00	0.93	2.80	3.23	1.53
Total Students	62	52	108	107	62	391

RESULT ANALYSIS - ODD SEM, 2019
1ST YEAR - B.TECH (LAB)

CHEMISTRY LAB					
CHEM 1051					
Letter Grade	CSE	IT	ECE	AEIE	Total
O (>89) (%)	99	18	78	26	221
	54.10	29.03	43.09	50.00	46.23
E (80-89) (%)	49	22	67	18	156
	26.78	35.48	37.02	34.62	32.64
A (70-79) (%)	20	13	23	4	60
	10.93	20.97	12.71	7.69	12.55
B (60-69) (%)	10	4	4	4	22
	5.46	6.45	2.21	7.69	4.60
C (50-59) (%)	4	2	3	0	9
	2.19	3.23	1.66	0.00	1.88
D (40-49) (%)	0	1	3	0	4
	0.00	1.61	1.66	0.00	0.84
F (<40) (%)	1	1	2	0	4
	0.55	1.61	1.10	0.00	0.84
FA (%)	0	1	1	0	2
	0.00	1.61	0.55	0.00	0.42
Total Students	183	62	181	52	478

BASIC ELECTRICAL ENGINEERING LAB					
ELEC 1051					
Letter Grade	CSE	IT	ECE	AEIE	Total
O (>89) (%)	34	6	27	2	69
	18.58	9.68	14.92	3.85	14.44
E (80-89) (%)	78	18	71	14	181
	42.62	29.03	39.23	26.92	37.87
A (70-79) (%)	46	17	52	20	135
	25.14	27.42	28.73	38.46	28.24
B (60-69) (%)	18	18	24	9	69
	9.84	29.03	13.26	17.31	14.44
C (50-59) (%)	4	0	5	4	13
	2.19	0.00	2.76	7.69	2.72
D (40-49) (%)	0	1	0	3	4
	0.00	1.61	0.00	5.77	0.84
F (<40) (%)	2	1	0	0	3
	1.09	1.61	0.00	0.00	0.63
FA (%)	1	1	2	0	4
	0.55	1.61	1.10	0.00	0.84
Total Students	183	62	181	52	478

ENGINEERING GRAPHICS & DESIGN					
MECH 1052					
Letter Grade	CSE	IT	ECE	AEIE	Total
O (>89) (%)	6	0	1	0	7
	3.28	0.00	0.55	0.00	1.46
E (80-89) (%)	37	8	26	6	77
	20.22	12.90	14.36	11.54	16.11
A (70-79) (%)	44	19	54	14	131
	24.04	30.65	29.83	26.92	27.41
B (60-69) (%)	40	20	45	16	121
	21.86	32.26	24.86	30.77	25.31
C (50-59) (%)	37	9	29	9	84
	20.22	14.52	16.02	17.31	17.57
D (40-49) (%)	15	5	21	6	47
	8.20	8.06	11.60	11.54	9.83
F (<40) (%)	3	0	3	1	7
	1.64	0.00	1.66	1.92	1.46
FA (%)	1	1	2	1	5
	0.55	1.61	1.10	1.92	1.05
Total Students	183	62	181	52	478

PROFESSIONAL COMMUNICATION LAB					
HMTS 1061					
Letter Grade	CSE	IT	ECE	AEIE	Total
O (>89) (%)	0	0	2	0	2
	0.00	0.00	1.10	0.00	0.42
E (80-89) (%)	30	1	19	4	54
	16.39	1.61	10.50	7.69	11.30
A (70-79) (%)	55	24	63	24	166
	30.05	38.71	34.81	46.15	34.73
B (60-69) (%)	65	26	61	22	174
	35.52	41.94	33.70	42.31	36.40
C (50-59) (%)	19	7	20	2	48
	10.38	11.29	11.05	3.85	10.04
D (40-49) (%)	10	2	7	0	19
	5.46	3.23	3.87	0.00	3.97
F (<40) (%)	4	2	6	0	12
	2.19	3.23	3.31	0.00	2.51
FA (%)	0	0	3	0	3
	0.00	0.00	1.66	0.00	0.63
Total Students	183	62	181	52	478

PHYSICS LAB						
PHYS 1051						
Letter Grade	BT	ChE	ME	CE	EE	Total
O (>89) (%)	18	13	22	17	7	77
	29.03	25.00	20.37	15.89	11.29	19.69
E (80-89) (%)	23	21	40	27	23	134
	37.10	40.38	37.04	25.23	37.10	34.27
A (70-79) (%)	15	9	25	28	18	95
	24.19	17.31	23.15	26.17	29.03	24.30
B (60-69) (%)	4	4	14	17	9	48
	6.45	7.69	12.96	15.89	14.52	12.28
C (50-59) (%)	0	3	4	8	1	16
	0.00	5.77	3.70	7.48	1.61	4.09
D (40-49) (%)	2	2	2	5	4	15
	3.23	3.85	1.85	4.67	6.45	3.84
F (<40) (%)	0	0	1	5	0	6
	0.00	0.00	0.93	4.67	0.00	1.53
FA (%)	0	0	0	0	0	0
	0.00	0.00	0.00	0.00	0.00	0.00
Total Students	62	52	108	107	62	391

PROGRAMMING FOR PROBLEM SOLVING LAB						
CSEN 1051						
Letter Grade	BT	ChE	ME	CE	EE	Total
O (>89) (%)	7	10	23	13	12	65
	11.29	19.23	21.30	12.15	19.35	16.62
E (80-89) (%)	8	9	38	12	14	81
	12.90	17.31	35.19	11.21	22.58	20.72
A (70-79) (%)	11	5	22	21	18	77
	17.74	9.62	20.37	19.63	29.03	19.69
B (60-69) (%)	12	15	22	17	11	77
	19.35	28.85	20.37	15.89	17.74	19.69
C (50-59) (%)	15	3	1	22	4	45
	24.19	5.77	0.93	20.56	6.45	11.51
D (40-49) (%)	9	10	1	11	2	33
	14.52	19.23	0.93	10.28	3.23	8.44
F (<40) (%)	0	0	1	7	1	9
	0.00	0.00	0.93	6.54	1.61	2.30
FA (%)	0	0	0	4	0	4
	0.00	0.00	0.00	3.74	0.00	1.02
Total Students	62	52	108	107	62	391

WORKSHOP / MANUFACTURING PRACTICES						
MECH 1051						
Letter Grade	BT	ChE	ME	CE	EE	Total
O (>89)	3	1	9	1	2	16
(%)	4.84	1.92	8.33	0.93	3.23	4.09
E (80-89)	22	11	30	11	13	87
(%)	35.48	21.15	27.78	10.28	20.97	22.25
A (70-79)	17	22	30	41	32	142
(%)	27.42	42.31	27.78	38.32	51.61	36.32
B (60-69)	10	12	18	30	13	83
(%)	16.13	23.08	16.67	28.04	20.97	21.23
C (50-59)	6	6	14	13	2	41
(%)	9.68	11.54	12.96	12.15	3.23	10.49
D (40-49)	2	0	4	8	0	14
(%)	3.23	0.00	3.70	7.48	0.00	3.58
F (<40)	2	0	3	3	0	8
(%)	3.23	0.00	2.78	2.80	0.00	2.05
FA	0	0	0	0	0	0
(%)	0.00	0.00	0.00	0.00	0.00	0.00
Total Students	62	52	108	107	62	391

BASIC ELECTRONICS LAB						
ECEN 1061						
Letter Grade	BT	ChE	ME	CE	EE	Total
O (>89)	10	18	26	19	4	77
(%)	16.13	34.62	24.07	17.76	6.45	19.69
E (80-89)	19	21	38	41	13	132
(%)	30.65	40.38	35.19	38.32	20.97	33.76
A (70-79)	23	9	31	35	36	134
(%)	37.10	17.31	28.70	32.71	58.06	34.27
B (60-69)	8	3	10	10	8	39
(%)	12.90	5.77	9.26	9.35	12.90	9.97
C (50-59)	2	0	1	0	1	4
(%)	3.23	0.00	0.93	0.00	1.61	1.02
D (40-49)	0	0	0	0	0	0
(%)	0.00	0.00	0.00	0.00	0.00	0.00
F (<40)	0	1	0	0	0	1
(%)	0.00	1.92	0.00	0.00	0.00	0.26
FA	0	0	2	2	0	4
(%)	0.00	0.00	1.85	1.87	0.00	1.02
Total Students	62	52	108	107	62	391

RESULT ANALYSIS (B.TECH / THEORY & LAB PAPERS)
2nd YEAR, ODD SEM-2019

Computer Science & Engineering
No. of students = 218

THEORY PAPERS

Paper Code & Percentage	O (>89)	E (80-89)	A (70-79)	B (60-69)	C (50-59)	D (40-49)	F (<40)	FA/FC
CSEN 2101 (%)	3	28	48	33	49	30	23	4
	1.38	12.84	22.02	15.14	22.48	13.76	10.55	1.83
CSEN 2102 (%)	28	35	38	39	31	23	22	2
	12.84	16.06	17.43	17.89	14.22	10.55	10.09	0.92
ECEN 2101 (%)	11	21	20	29	40	62	31	4
	5.05	9.63	9.17	13.30	18.35	28.44	14.22	1.83
ECEN 2104 (%)	12	36	49	38	43	16	18	6
	5.50	16.51	22.48	17.43	19.72	7.34	8.26	2.75
MATH 2111 (%)	24	26	25	28	31	39	37	8
	11.01	11.93	11.47	12.84	14.22	17.89	16.97	3.67
HMTS 2001 (%)	2	15	46	67	53	25	8	2
	0.92	6.88	21.10	30.73	24.31	11.47	3.67	0.92

LAB PAPERS

Paper Code & Percentage	O (>89)	E (80-89)	A (70-79)	B (60-69)	C (50-59)	D (40-49)	F (<40)	FA/FC
CSEN 2151 (%)	51	40	37	37	25	20	5	3
	23.39	18.35	16.97	16.97	11.47	9.17	2.29	1.38
CSEN 2152 (%)	50	48	37	30	28	15	10	0
	22.94	22.02	16.97	13.76	12.84	6.88	4.59	0.00
ECEN 2154 (%)	69	98	43	3	3	0	0	2
	31.65	44.95	19.72	1.38	1.38	0.00	0.00	0.92

Information Technology

No. of students = 64

THEORY PAPERS

Paper Code & Percentage	O (>89)	E (80-89)	A (70-79)	B (60-69)	C (50-59)	D (40-49)	F (<40)	FA/FC
INFO 2101 (%)	7	8	10	17	8	9	4	1
	10.94	12.50	15.63	26.56	12.50	14.06	6.25	1.56
INFO 2111 (%)	4	7	13	9	7	13	9	2
	6.25	10.94	20.31	14.06	10.94	20.31	14.06	3.13
CSEN 2102 (%)	5	7	11	7	11	13	10	0
	7.81	10.94	17.19	10.94	17.19	20.31	15.63	0.00
ECEN 2101 (%)	6	6	10	13	15	10	3	1
	9.38	9.38	15.63	20.31	23.44	15.63	4.69	1.56
ECEN 2002 (%)	4	5	14	10	12	8	10	1
	6.25	7.81	21.88	15.63	18.75	12.50	15.63	1.56
EVSC 2016 (%)	1	2	10	15	23	10	2	1
	1.56	3.13	15.63	23.44	35.94	15.63	3.13	1.56
HMETS 2001 (%)	0	1	7	21	22	11	2	0
	0.00	1.56	10.94	32.81	34.38	17.19	3.13	0.00

LAB PAPERS

Paper Code & Percentage	O (>89)	E (80-89)	A (70-79)	B (60-69)	C (50-59)	D (40-49)	F (<40)	FA/FC
INFO 2151 (%)	11	17	20	11	2	2	1	0
	17.19	26.56	31.25	17.19	3.13	3.13	1.56	0.00
ECEN 2151 (%)	5	23	28	8	0	0	0	0
	7.81	35.94	43.75	12.50	0.00	0.00	0.00	0.00
ECEN 2052 (%)	20	34	9	0	0	0	0	1
	31.25	53.13	14.06	0.00	0.00	0.00	0.00	1.56

Electronics & Communication Engineering

No. of students = 193

THEORY PAPERS

Paper Code & Percentage	O (>89)	E (80-89)	A (70-79)	B (60-69)	C (50-59)	D (40-49)	F (<40)	FA/FC
ECEN 2101 (%)	5	11	23	24	34	67	22	7
	2.59	5.70	11.92	12.44	17.62	34.72	11.40	3.63
ECEN 2102 (%)	16	23	36	26	25	41	24	2
	8.29	11.92	18.65	13.47	12.95	21.24	12.44	1.04
ECEN 2103 (%)	7	28	30	33	22	39	26	8
	3.63	14.51	15.54	17.10	11.40	20.21	13.47	4.15
MATH 2001 (%)	20	20	33	26	28	40	22	4
	10.36	10.36	17.10	13.47	14.51	20.73	11.40	2.07
CSEN 2004 (%)	9	19	25	27	35	41	26	11
	4.66	9.84	12.95	13.99	18.13	21.24	13.47	5.70
HMTS 2001 (%)	4	29	41	48	45	20	6	0
	2.07	15.03	21.24	24.87	23.32	10.36	3.11	0.00

LAB PAPERS

Paper Code & Percentage	O (>89)	E (80-89)	A (70-79)	B (60-69)	C (50-59)	D (40-49)	F (<40)	FA/FC
ECEN 2151 (%)	15	85	49	29	8	1	1	5
	7.77	44.04	25.39	15.03	4.15	0.52	0.52	2.59
ECEN 2152 (%)	99	35	35	15	6	0	0	3
	51.30	18.13	18.13	7.77	3.11	0.00	0.00	1.55
ECEN 2153 (%)	36	32	51	39	30	3	1	1
	18.65	16.58	26.42	20.21	15.54	1.55	0.52	0.52
CSEN 2054 (%)	45	40	56	30	3	8	3	8
	23.32	20.73	29.02	15.54	1.55	4.15	1.55	4.15

Biotechnology
No. of students = 58

THEORY PAPERS

Paper Code & Percentage	O (>89)	E (80-89)	A (70-79)	B (60-69)	C (50-59)	D (40-49)	F (<40)	FA/FC
BIOT 2101 (%)	1	5	17	11	12	8	3	1
	1.72	8.62	29.31	18.97	20.69	13.79	5.17	1.72
BIOT 2102 (%)	5	19	14	4	5	9	2	0
	8.62	32.76	24.14	6.90	8.62	15.52	3.45	0.00
BIOT 2103 (%)	0	12	21	14	3	4	3	1
	0.00	20.69	36.21	24.14	5.17	6.90	5.17	1.72
BIOT 2104 (%)	13	17	18	5	4	0	0	1
	22.41	29.31	31.03	8.62	6.90	0.00	0.00	1.72
EVSC 2016 (%)	0	6	7	16	16	10	3	0
	0.00	10.34	12.07	27.59	27.59	17.24	5.17	0.00
MATH 2101 (%)	4	8	15	7	4	12	8	0
	6.90	13.79	25.86	12.07	6.90	20.69	13.79	0.00
HMETS 2001 (%)	1	11	24	14	7	0	1	0
	1.72	18.97	41.38	24.14	12.07	0.00	1.72	0.00

LAB PAPERS

Paper Code & Percentage	O (>89)	E (80-89)	A (70-79)	B (60-69)	C (50-59)	D (40-49)	F (<40)	FA/FC
BIOT 2151 (%)	35	18	4	1	0	0	0	0
	60.34	31.03	6.90	1.72	0.00	0.00	0.00	0.00
BIOT 2153 (%)	8	45	3	2	0	0	0	0
	13.79	77.59	5.17	3.45	0.00	0.00	0.00	0.00
BIOT 2154 (%)	25	27	6	0	0	0	0	0
	43.10	46.55	10.34	0.00	0.00	0.00	0.00	0.00

Applied Electronics & Instrumentation Engineering

No. of students = 60

THEORY PAPERS

Paper Code & Percentage	O (>89)	E (80-89)	A (70-79)	B (60-69)	C (50-59)	D (40-49)	F (<40)	FA/FC
AEIE 2101 (%)	6	2	8	11	14	12	7	0
	10.00	3.33	13.33	18.33	23.33	20.00	11.67	0.00
AEIE 2102 (%)	3	7	10	11	14	8	6	1
	5.00	11.67	16.67	18.33	23.33	13.33	10.00	1.67
AEIE 2103 (%)	13	6	10	7	11	5	8	0
	21.67	10.00	16.67	11.67	18.33	8.33	13.33	0.00
AEIE 2111 (%)	2	7	12	13	14	5	7	0
	3.33	11.67	20.00	21.67	23.33	8.33	11.67	0.00
MATH 2001 (%)	3	7	4	7	12	13	13	1
	5.00	11.67	6.67	11.67	20.00	21.67	21.67	1.67
HMTS 2001 (%)	2	8	15	11	15	5	4	0
	3.33	13.33	25.00	18.33	25.00	8.33	6.67	0.00

LAB PAPERS

Paper Code & Percentage	O (>89)	E (80-89)	A (70-79)	B (60-69)	C (50-59)	D (40-49)	F (<40)	FA/FC
AEIE 2151 (%)	12	25	23	0	0	0	0	0
	20.00	41.67	38.33	0.00	0.00	0.00	0.00	0.00
AEIE 2152 (%)	12	29	15	1	0	2	1	0
	20.00	48.33	25.00	1.67	0.00	3.33	1.67	0.00
AEIE 2153 (%)	23	20	14	1	0	1	1	0
	38.33	33.33	23.33	1.67	0.00	1.67	1.67	0.00

Chemical Engineering

No. of students = 64

THEORY PAPERS

Paper Code & Percentage	O (>89)	E (80-89)	A (70-79)	B (60-69)	C (50-59)	D (40-49)	F (<40)	FA/FC
CHEN 2101 (%)	8	12	15	8	12	6	3	0
	12.50	18.75	23.44	12.50	18.75	9.38	4.69	0.00
CHEN 2102 (%)	1	8	8	6	18	14	9	0
	1.56	12.50	12.50	9.38	28.13	21.88	14.06	0.00
CHEN 2103 (%)	0	4	8	9	11	20	11	1
	0.00	6.25	12.50	14.06	17.19	31.25	17.19	1.56
CHEN 2104 (%)	0	4	5	5	11	30	9	0
	0.00	6.25	7.81	7.81	17.19	46.88	14.06	0.00
PHYS 2111 (%)	6	11	9	8	11	12	7	0
	9.38	17.19	14.06	12.50	17.19	18.75	10.94	0.00
BIOT 2105 (%)	12	27	8	12	3	1	1	0
	18.75	42.19	12.50	18.75	4.69	1.56	1.56	0.00
MECH 2106 (%)	5	9	17	14	9	7	2	1
	7.81	14.06	26.56	21.88	14.06	10.94	3.13	1.56

LAB PAPERS

Paper Code & Percentage	O (>89)	E (80-89)	A (70-79)	B (60-69)	C (50-59)	D (40-49)	F (<40)	FA/FC
CHEN 2151 (%)	25	30	5	3	0	0	1	0
	39.06	46.88	7.81	4.69	0.00	0.00	1.56	0.00
CHEN 2152 (%)	13	37	10	2	1	0	0	1
	20.31	57.81	15.63	3.13	1.56	0.00	0.00	1.56
CHEN 2153 (%)	12	38	11	2	0	0	0	1
	18.75	59.38	17.19	3.13	0.00	0.00	0.00	1.56

Mechanical Engineering

No. of students = 122

THEORY PAPERS

Paper Code & Percentage	O (>89)	E (80-89)	A (70-79)	B (60-69)	C (50-59)	D (40-49)	F (<40)	FA/FC
MECH 2101 (%)	19	26	23	22	14	9	8	1
	15.57	21.31	18.85	18.03	11.48	7.38	6.56	0.82
MECH 2102 (%)	13	15	20	17	20	18	14	5
	10.66	12.30	16.39	13.93	16.39	14.75	11.48	4.10
PHYS 2101 (%)	9	6	19	19	14	29	25	1
	7.38	4.92	15.57	15.57	11.48	23.77	20.49	0.82
MATH 2001 (%)	4	9	7	20	28	27	26	1
	3.28	7.38	5.74	16.39	22.95	22.13	21.31	0.82
EVSC 2016 (%)	0	4	12	24	52	24	6	0
	0.00	3.28	9.84	19.67	42.62	19.67	4.92	0.00
BIOT 2105 (%)	11	25	34	24	17	10	1	0
	9.02	20.49	27.87	19.67	13.93	8.20	0.82	0.00
HMETS 2001 (%)	0	4	25	31	38	18	6	0
	0.00	3.28	20.49	25.41	31.15	14.75	4.92	0.00

LAB PAPERS

Paper Code & Percentage	O (>89)	E (80-89)	A (70-79)	B (60-69)	C (50-59)	D (40-49)	F (<40)	FA/FC
MECH 2156 (%)	2	27	33	24	16	12	5	3
	1.64	22.13	27.05	19.67	13.11	9.84	4.10	2.46
MECH 2157 (%)	1	35	37	26	15	4	0	4
	0.82	28.69	30.33	21.31	12.30	3.28	0.00	3.28

Civil Engineering
No. of students = 128

THEORY PAPERS

Paper Code & Percentage	O (>89)	E (80-89)	A (70-79)	B (60-69)	C (50-59)	D (40-49)	F (<40)	FA/FC
CIVL 2101 (%)	19	18	23	13	22	25	8	0
	14.84	14.06	17.97	10.16	17.19	19.53	6.25	0.00
CIVL 2102 (%)	1	4	6	14	23	66	14	0
	0.78	3.13	4.69	10.94	17.97	51.56	10.94	0.00
CIVL 2103 (%)	23	41	21	19	13	10	1	0
	17.97	32.03	16.41	14.84	10.16	7.81	0.78	0.00
CIVL 2113 (%)	1	14	26	27	32	22	5	1
	0.78	10.94	20.31	21.09	25.00	17.19	3.91	0.78
EVSC 2016 (%)	0	3	8	26	45	37	8	1
	0.00	2.34	6.25	20.31	35.16	28.91	6.25	0.78
BIOT 2105 (%)	6	29	54	28	10	1	0	0
	4.69	22.66	42.19	21.88	7.81	0.78	0.00	0.00

LAB PAPERS

Paper Code & Percentage	O (>89)	E (80-89)	A (70-79)	B (60-69)	C (50-59)	D (40-49)	F (<40)	FA/FC
CIVL 2151 (%)	31	28	28	22	14	4	0	1
	24.22	21.88	21.88	17.19	10.94	3.13	0.00	0.78
CIVL 2152 (%)	13	26	26	34	21	4	3	1
	10.16	20.31	20.31	26.56	16.41	3.13	2.34	0.78
CIVL 2153 (%)	16	33	26	30	8	9	6	0
	12.50	25.78	20.31	23.44	6.25	7.03	4.69	0.00
CIVL 2154 (%)	37	42	34	14	1	0	0	0
	28.91	32.81	26.56	10.94	0.78	0.00	0.00	0.00
CIVL 2163 (%)	33	29	43	13	3	6	1	0
	25.78	22.66	33.59	10.16	2.34	4.69	0.78	0.00

Electrical Engineering

No. of students = 65

THEORY PAPERS

Paper Code & Percentage	O (>89)	E (80-89)	A (70-79)	B (60-69)	C (50-59)	D (40-49)	F (<40)	FA/FC
ELEC 2101 (%)	5	11	10	7	11	15	6	0
	7.69	16.92	15.38	10.77	16.92	23.08	9.23	0.00
ELEC 2102 (%)	9	9	12	10	12	7	6	0
	13.85	13.85	18.46	15.38	18.46	10.77	9.23	0.00
ELEC 2103 (%)	1	2	7	17	14	17	6	1
	1.54	3.08	10.77	26.15	21.54	26.15	9.23	1.54
MECH 2106 (%)	10	15	14	11	8	2	4	1
	15.38	23.08	21.54	16.92	12.31	3.08	6.15	1.54
BIOT 2105 (%)	3	12	18	16	10	4	2	0
	4.62	18.46	27.69	24.62	15.38	6.15	3.08	0.00
HMETS 2001 (%)	0	7	17	13	14	9	4	1
	0.00	10.77	26.15	20.00	21.54	13.85	6.15	1.54

LAB PAPERS

Paper Code & Percentage	O (>89)	E (80-89)	A (70-79)	B (60-69)	C (50-59)	D (40-49)	F (<40)	FA/FC
ELEC 2151 (%)	12	23	11	9	7	2	0	1
	18.46	35.38	16.92	13.85	10.77	3.08	0.00	1.54
ELEC 2152 (%)	18	25	11	4	1	2	2	2
	27.69	38.46	16.92	6.15	1.54	3.08	3.08	3.08
ELEC 2153 (%)	7	21	20	6	7	2	1	1
	10.77	32.31	30.77	9.23	10.77	3.08	1.54	1.54

RESULT ANALYSIS (B.TECH / THEORY & LAB PAPERS)
3rd YEAR, ODD SEM-2019

Computer Science & Engineering
 No. of students = 224

THEORY PAPERS

Paper Code & Percentage	O (>89)	E (80-89)	A (70-79)	B (60-69)	C (50-59)	D (40-49)	F (<40)	FA/FC
HMTS 3101	4	14	33	54	53	39	25	2
(%)	1.79	6.25	14.73	24.11	23.66	17.41	11.16	0.89
CSEN 3101	3	14	23	36	49	70	27	2
(%)	1.34	6.25	10.27	16.07	21.88	31.25	12.05	0.89
CSEN 3102	2	36	43	53	34	36	20	0
(%)	0.89	16.07	19.20	23.66	15.18	16.07	8.93	0.00
CSEN 3103	11	37	53	56	34	19	11	3
(%)	4.91	16.52	23.66	25.00	15.18	8.48	4.91	1.34
CSEN 3104	13	32	47	42	36	31	16	7
(%)	5.80	14.29	20.98	18.75	16.07	13.84	7.14	3.13
AEIE 3105	11	42	36	46	42	24	17	6
(%)	4.91	18.75	16.07	20.54	18.75	10.71	7.59	2.68

LAB PAPERS

Paper Code & Percentage	O (>89)	E (80-89)	A (70-79)	B (60-69)	C (50-59)	D (40-49)	F (<40)	FA/FC
CSEN 3112	36	43	51	42	40	11	0	1
(%)	16.07	19.20	22.77	18.75	17.86	4.91	0.00	0.45
CSEN 3113	84	57	36	25	10	5	5	2
(%)	37.50	25.45	16.07	11.16	4.46	2.23	2.23	0.89
CSEN 3114	61	52	40	28	27	7	3	6
(%)	27.23	23.21	17.86	12.50	12.05	3.13	1.34	2.68
AEIE 3115	94	59	35	21	12	0	0	3
(%)	41.96	26.34	15.63	9.38	5.36	0.00	0.00	1.34

Information Technology

No. of students = 62

THEORY PAPERS

Paper Code & Percentage	O (>89)	E (80-89)	A (70-79)	B (60-69)	C (50-59)	D (40-49)	F (<40)	FA/FC
HMTS 3101 (%)	0	1	6	16	18	15	5	1
	0.00	1.61	9.68	25.81	29.03	24.19	8.06	1.61
INFO 3101 (%)	0	5	13	14	13	14	3	0
	0.00	8.06	20.97	22.58	20.97	22.58	4.84	0.00
INFO 3102 (%)	0	0	3	20	24	12	2	1
	0.00	0.00	4.84	32.26	38.71	19.35	3.23	1.61
INFO 3103 (%)	0	2	15	20	13	9	3	0
	0.00	3.23	24.19	32.26	20.97	14.52	4.84	0.00
INFO 3104 (%)	7	13	15	9	8	7	3	0
	11.29	20.97	24.19	14.52	12.90	11.29	4.84	0.00
INFO 3132 / 3133 (%)	2	17	12	14	7	8	2	0
	3.23	27.42	19.35	22.58	11.29	12.90	3.23	0.00

LAB PAPERS

Paper Code & Percentage	O (>89)	E (80-89)	A (70-79)	B (60-69)	C (50-59)	D (40-49)	F (<40)	FA/FC
INFO 3111 (%)	17	16	13	12	3	1	0	0
	27.42	25.81	20.97	19.35	4.84	1.61	0.00	0.00
INFO 3112 (%)	12	23	8	6	7	5	0	1
	19.35	37.10	12.90	9.68	11.29	8.06	0.00	1.61
INFO 3113 (%)	3	13	18	16	9	2	0	1
	4.84	20.97	29.03	25.81	14.52	3.23	0.00	1.61
INFO 3114 (%)	18	15	12	8	7	2	0	0
	29.03	24.19	19.35	12.90	11.29	3.23	0.00	0.00

Electronics & Communication Engineering

No. of students = 212

THEORY PAPERS

Paper Code & Percentage	O (>89)	E (80-89)	A (70-79)	B (60-69)	C (50-59)	D (40-49)	F (<40)	FA/FC
HMTS 3101 (%)	1	9	42	39	54	55	11	1
	0.47	4.25	19.81	18.40	25.47	25.94	5.19	0.47
ECEN 3102 (%)	50	48	27	27	25	21	12	2
	23.58	22.64	12.74	12.74	11.79	9.91	5.66	0.94
ECEN 3103 (%)	2	12	35	49	51	37	26	0
	0.94	5.66	16.51	23.11	24.06	17.45	12.26	0.00
ECEN 3104 (%)	21	45	39	51	37	16	3	0
	9.91	21.23	18.40	24.06	17.45	7.55	1.42	0.00
ECEN 3105 (%)	16	32	30	36	40	46	12	0
	7.55	15.09	14.15	16.98	18.87	21.70	5.66	0.00

LAB PAPERS

Paper Code & Percentage	O (>89)	E (80-89)	A (70-79)	B (60-69)	C (50-59)	D (40-49)	F (<40)	FA/FC
ECEN 3112 (%)	78	67	40	17	8	2	0	0
	36.79	31.60	18.87	8.02	3.77	0.94	0.00	0.00
ECEN 3113 (%)	42	48	47	44	29	1	0	1
	19.81	22.64	22.17	20.75	13.68	0.47	0.00	0.47
ECEN 3114 (%)	80	63	40	27	2	0	0	0
	37.74	29.72	18.87	12.74	0.94	0.00	0.00	0.00
ECEN 3115 (%)	77	71	52	12	0	0	0	0
	36.32	33.49	24.53	5.66	0.00	0.00	0.00	0.00

Biotechnology
No. of students = 53

THEORY PAPERS

Paper Code & Percentage	O (>89)	E (80-89)	A (70-79)	B (60-69)	C (50-59)	D (40-49)	F (<40)	FA/FC
HMTS 3101 (%)	1	6	14	6	14	9	2	1
	1.89	11.32	26.42	11.32	26.42	16.98	3.77	1.89
BIOT 3101 (%)	11	16	12	4	8	1	0	1
	20.75	30.19	22.64	7.55	15.09	1.89	0.00	1.89
BIOT 3102 (%)	1	7	15	10	12	6	1	1
	1.89	13.21	28.30	18.87	22.64	11.32	1.89	1.89
BIOT 3103 (%)	3	12	7	12	13	3	2	1
	5.66	22.64	13.21	22.64	24.53	5.66	3.77	1.89
BIOT 3104 (%)	3	15	8	7	4	10	5	1
	5.66	28.30	15.09	13.21	7.55	18.87	9.43	1.89
CSEN 3106 (%)	2	12	8	13	10	6	0	2
	3.77	22.64	15.09	24.53	18.87	11.32	0.00	3.77

LAB PAPERS

Paper Code & Percentage	O (>89)	E (80-89)	A (70-79)	B (60-69)	C (50-59)	D (40-49)	F (<40)	FA/FC
BIOT 3111 (%)	26	19	4	3	0	1	0	0
	49.06	35.85	7.55	5.66	0.00	1.89	0.00	0.00
BIOT 3112 (%)	7	22	14	7	2	0	0	1
	13.21	41.51	26.42	13.21	3.77	0.00	0.00	1.89
BIOT 3113 (%)	13	15	18	4	3	0	0	0
	24.53	28.30	33.96	7.55	5.66	0.00	0.00	0.00
BIOT 3114 (%)	28	16	6	0	3	0	0	0
	52.83	30.19	11.32	0.00	5.66	0.00	0.00	0.00
CSEN 3116 (%)	4	9	17	18	3	0	1	1
	7.55	16.98	32.08	33.96	5.66	0.00	1.89	1.89

Applied Electronics & Instrumentation Engineering

No. of students = 60

THEORY PAPERS

Paper Code & Percentage	O (>89)	E (80-89)	A (70-79)	B (60-69)	C (50-59)	D (40-49)	F (<40)	FA/FC
HMTS 3101 (%)	0	5	8	12	19	14	2	0
	0.00	8.33	13.33	20.00	31.67	23.33	3.33	0.00
AEIE 3101 (%)	4	6	22	11	7	10	0	0
	6.67	10.00	36.67	18.33	11.67	16.67	0.00	0.00
AEIE 3102 (%)	9	8	13	10	11	9	0	0
	15.00	13.33	21.67	16.67	18.33	15.00	0.00	0.00
AEIE 3103 (%)	2	4	13	13	10	13	5	0
	3.33	6.67	21.67	21.67	16.67	21.67	8.33	0.00
AEIE 3104 (%)	13	11	10	9	6	8	3	0
	21.67	18.33	16.67	15.00	10.00	13.33	5.00	0.00

LAB PAPERS

Paper Code & Percentage	O (>89)	E (80-89)	A (70-79)	B (60-69)	C (50-59)	D (40-49)	F (<40)	FA/FC
AEIE 3111 (%)	7	28	24	1	0	0	0	0
	11.67	46.67	40.00	1.67	0.00	0.00	0.00	0.00
AEIE 3112 (%)	25	11	20	3	1	0	0	0
	41.67	18.33	33.33	5.00	1.67	0.00	0.00	0.00
AEIE 3113 (%)	10	30	17	1	1	1	0	0
	16.67	50.00	28.33	1.67	1.67	1.67	0.00	0.00
AEIE 3114 (%)	25	22	12	0	1	0	0	0
	41.67	36.67	20.00	0.00	1.67	0.00	0.00	0.00

Chemical Engineering

No. of students = 64

THEORY PAPERS

Paper Code & Percentage	O (>89)	E (80-89)	A (70-79)	B (60-69)	C (50-59)	D (40-49)	F (<40)	FA/FC
HMTS 3101 (%)	0	4	9	19	17	13	2	0
	0.00	6.25	14.06	29.69	26.56	20.31	3.13	0.00
CHEN 3101 (%)	5	11	19	10	12	5	1	1
	7.81	17.19	29.69	15.63	18.75	7.81	1.56	1.56
CHEN 3102 (%)	6	18	8	11	9	10	1	1
	9.38	28.13	12.50	17.19	14.06	15.63	1.56	1.56
CHEN 3103 (%)	2	8	14	12	11	12	5	0
	3.13	12.50	21.88	18.75	17.19	18.75	7.81	0.00
CHEN 3104 (%)	7	5	16	13	10	10	3	0
	10.94	7.81	25.00	20.31	15.63	15.63	4.69	0.00
CHEN 3132 / 3133 (%)	12	18	13	10	5	3	3	0
	18.75	28.13	20.31	15.63	7.81	4.69	4.69	0.00

LAB PAPERS

Paper Code & Percentage	O (>89)	E (80-89)	A (70-79)	B (60-69)	C (50-59)	D (40-49)	F (<40)	FA/FC
CHEN 3111 (%)	8	31	18	7	0	0	0	0
	12.50	48.44	28.13	10.94	0.00	0.00	0.00	0.00
CHEN 3112 (%)	10	31	19	4	0	0	0	0
	15.63	48.44	29.69	6.25	0.00	0.00	0.00	0.00
CHEN 3113 (%)	18	24	16	6	0	0	0	0
	28.13	37.50	25.00	9.38	0.00	0.00	0.00	0.00

Mechanical Engineering

No. of students = 139

THEORY PAPERS

Paper Code & Percentage	O (>89)	E (80-89)	A (70-79)	B (60-69)	C (50-59)	D (40-49)	F (<40)	FA/FC
HMTS 3101 (%)	0	6	17	41	35	29	8	3
	0.00	4.32	12.23	29.50	25.18	20.86	5.76	2.16
MECH 3101 (%)	3	9	27	28	23	33	14	2
	2.16	6.47	19.42	20.14	16.55	23.74	10.07	1.44
MECH 3102 (%)	3	15	28	24	16	29	16	8
	2.16	10.79	20.14	17.27	11.51	20.86	11.51	5.76
MECH 3103 (%)	2	4	13	17	29	47	24	3
	1.44	2.88	9.35	12.23	20.86	33.81	17.27	2.16
MECH 3131 / 3132 / 3133 (%)	6	19	24	31	27	23	8	1
	4.32	13.67	17.27	22.30	19.42	16.55	5.76	0.72
MECH 3141 / 3142 / 3143 / 3144 (%)	6	16	39	34	20	7	15	2
	4.32	11.51	28.06	24.46	14.39	5.04	10.79	1.44

LAB PAPERS

Paper Code & Percentage	O (>89)	E (80-89)	A (70-79)	B (60-69)	C (50-59)	D (40-49)	F (<40)	FA/FC
MECH 3111 (%)	10	20	31	38	19	18	2	1
	7.19	14.39	22.30	27.34	13.67	12.95	1.44	0.72
MECH 3112 (%)	2	32	38	32	15	18	0	2
	1.44	23.02	27.34	23.02	10.79	12.95	0.00	1.44
MECH 3136 / 37 / 38 (%)	12	41	37	18	17	9	3	2
	8.63	29.50	26.62	12.95	12.23	6.47	2.16	1.44

Civil Engineering
No. of students = 142

THEORY PAPERS

Paper Code & Percentage	O (>89)	E (80-89)	A (70-79)	B (60-69)	C (50-59)	D (40-49)	F (<40)	FA/FC
HMTS 3101	1	2	17	24	29	50	18	1
(%)	0.70	1.41	11.97	16.90	20.42	35.21	12.68	0.70
CIVL 3101	15	27	15	25	19	28	13	0
(%)	10.56	19.01	10.56	17.61	13.38	19.72	9.15	0.00
CIVL 3102	0	7	14	25	30	51	11	4
(%)	0.00	4.93	9.86	17.61	21.13	35.92	7.75	2.82
CIVL 3103	4	20	30	24	29	21	13	1
(%)	2.82	14.08	21.13	16.90	20.42	14.79	9.15	0.70
CIVL 3104	0	23	25	32	28	23	8	3
(%)	0.00	16.20	17.61	22.54	19.72	16.20	5.63	2.11
CIVL 3105	10	24	27	30	22	18	9	2
(%)	7.04	16.90	19.01	21.13	15.49	12.68	6.34	1.41

LAB PAPERS

Paper Code & Percentage	O (>89)	E (80-89)	A (70-79)	B (60-69)	C (50-59)	D (40-49)	F (<40)	FA/FC
CIVL 3111	18	45	34	16	24	3	2	0
(%)	12.68	31.69	23.94	11.27	16.90	2.11	1.41	0.00
CIVL 3112	6	24	41	30	19	22	0	0
(%)	4.23	16.90	28.87	21.13	13.38	15.49	0.00	0.00
CIVL 3113	43	35	34	19	7	2	2	0
(%)	30.28	24.65	23.94	13.38	4.93	1.41	1.41	0.00

Electrical Engineering

No. of students = 74

THEORY PAPERS

Paper Code & Percentage	O (>89)	E (80-89)	A (70-79)	B (60-69)	C (50-59)	D (40-49)	F (<40)	FA/FC
HMTS 3101 (%)	2	2	7	16	22	19	6	0
	2.70	2.70	9.46	21.62	29.73	25.68	8.11	0.00
ELEC 3101 (%)	4	3	12	18	12	16	8	1
	5.41	4.05	16.22	24.32	16.22	21.62	10.81	1.35
ELEC 3102 (%)	2	14	20	9	11	14	3	1
	2.70	18.92	27.03	12.16	14.86	18.92	4.05	1.35
ELEC 3103 (%)	3	4	13	18	9	17	9	1
	4.05	5.41	17.57	24.32	12.16	22.97	12.16	1.35
ELEC 3104 (%)	3	0	10	18	18	19	6	0
	4.05	0.00	13.51	24.32	24.32	25.68	8.11	0.00
ELEC 3132 (%)	4	14	14	17	15	6	3	1
	5.41	18.92	18.92	22.97	20.27	8.11	4.05	1.35

LAB PAPERS

Paper Code & Percentage	O (>89)	E (80-89)	A (70-79)	B (60-69)	C (50-59)	D (40-49)	F (<40)	FA/FC
ELEC 3111 (%)	8	20	26	16	2	1	1	0
	10.81	27.03	35.14	21.62	2.70	1.35	1.35	0.00
ELEC 3112 (%)	15	35	16	4	2	1	1	0
	20.27	47.30	21.62	5.41	2.70	1.35	1.35	0.00
ELEC 3113 (%)	12	18	21	7	11	4	1	0
	16.22	24.32	28.38	9.46	14.86	5.41	1.35	0.00
ELEC 3114 (%)	19	31	7	9	6	1	1	0
	25.68	41.89	9.46	12.16	8.11	1.35	1.35	0.00

RESULT ANALYSIS (B.TECH / THEORY & LAB PAPERS)
4th YEAR, ODD SEM-2019

Computer Science & Engineering
 No. of students = 226

THEORY PAPERS

Paper Code & Percentage	O (>89)	E (80-89)	A (70-79)	B (60-69)	C (50-59)	D (40-49)	F (<40)	FA/FC
CSEN 4101 (%)	7	28	68	52	28	27	13	3
	3.10	12.39	30.09	23.01	12.39	11.95	5.75	1.33
CSEN 4142 / 4144 / 4145 (%)	5	28	36	61	56	34	3	3
	2.21	12.39	15.93	26.99	24.78	15.04	1.33	1.33
CSEN 4161/ 4162 / 4165 (%)	12	37	55	49	39	20	10	4
	5.31	16.37	24.34	21.68	17.26	8.85	4.42	1.77
MATH 4181 / MATH 4182 / BIOT 4181 / ECEN 4181 (%)	15	27	53	46	45	24	12	4
	6.64	11.95	23.45	20.35	19.91	10.62	5.31	1.77

LAB PAPERS

Paper Code & Percentage	O (>89)	E (80-89)	A (70-79)	B (60-69)	C (50-59)	D (40-49)	F (<40)	FA/FC
CSEN 4111 (%)	64	53	37	27	24	17	1	3
	28.32	23.45	16.37	11.95	10.62	7.52	0.44	1.33
HMTS 4121 (%)	19	106	75	18	4	4	0	0
	8.41	46.90	33.19	7.96	1.77	1.77	0.00	0.00
CSEN 4131 (%)	39	60	66	26	9	26	0	0
	17.26	26.55	29.20	11.50	3.98	11.50	0.00	0.00
CSEN 4132 (%)	71	117	32	1	0	3	0	2
	31.42	51.77	14.16	0.44	0.00	1.33	0.00	0.88
CSEN 4191 (%)	29	96	79	15	3	4	0	0
	12.83	42.48	34.96	6.64	1.33	1.77	0.00	0.00

Information Technology

No. of students = 60

THEORY PAPERS

Paper Code & Percentage	O (>89)	E (80-89)	A (70-79)	B (60-69)	C (50-59)	D (40-49)	F (<40)	FA/FC
INFO 4101 (%)	1	0	13	16	12	14	4	0
	1.67	0.00	21.67	26.67	20.00	23.33	6.67	0.00
INFO 4102 (%)	4	6	15	8	14	6	4	3
	6.67	10.00	25.00	13.33	23.33	10.00	6.67	5.00
INFO 4142 (%)	14	17	7	13	4	3	2	0
	23.33	28.33	11.67	21.67	6.67	5.00	3.33	0.00
MATH 4181/ AEIE 4182 (%)	4	17	9	19	6	1	2	2
	6.67	28.33	15.00	31.67	10.00	1.67	3.33	3.33

LAB PAPERS

Paper Code & Percentage	O (>89)	E (80-89)	A (70-79)	B (60-69)	C (50-59)	D (40-49)	F (<40)	FA/FC
INFO 4111 (%)	36	8	6	5	3	1	0	1
	60.00	13.33	10.00	8.33	5.00	1.67	0.00	1.67
INFO 4112 (%)	18	9	14	6	5	5	3	0
	30.00	15.00	23.33	10.00	8.33	8.33	5.00	0.00
HMTS 4121 (%)	2	18	33	5	1	1	0	0
	3.33	30.00	55.00	8.33	1.67	1.67	0.00	0.00
INFO 4121 (%)	29	13	13	5	0	0	0	0
	48.33	21.67	21.67	8.33	0.00	0.00	0.00	0.00
INFO 4131 (%)	10	21	17	8	4	0	0	0
	16.67	35.00	28.33	13.33	6.67	0.00	0.00	0.00
INFO 4191 (%)	5	17	12	18	1	7	0	0
	8.33	28.33	20.00	30.00	1.67	11.67	0.00	0.00

Electronics & Communication Engineering

No. of students = 209

THEORY PAPERS

Paper Code & Percentage	O (>89)	E (80-89)	A (70-79)	B (60-69)	C (50-59)	D (40-49)	F (<40)	FA/FC
ECEN 4101 (%)	3	8	18	40	56	55	29	0
	1.44	3.83	8.61	19.14	26.79	26.32	13.88	0.00
ECEN 4102 (%)	19	54	54	41	18	9	9	5
	9.09	25.84	25.84	19.62	8.61	4.31	4.31	2.39
ECEN 4103 (%)	9	32	44	46	38	24	12	4
	4.31	15.31	21.05	22.01	18.18	11.48	5.74	1.91
CSEN 4182/ INFO 4182 / AEIE 4182/ MATH 4181 (%)	8	35	27	35	55	33	10	6
	3.83	16.75	12.92	16.75	26.32	15.79	4.78	2.87

LAB PAPERS

Paper Code & Percentage	O (>89)	E (80-89)	A (70-79)	B (60-69)	C (50-59)	D (40-49)	F (<40)	FA/FC
ECEN 4111 (%)	61	61	49	24	13	0	0	1
	29.19	29.19	23.44	11.48	6.22	0.00	0.00	0.48
ECEN 4113 (%)	105	67	27	8	0	0	1	1
	50.24	32.06	12.92	3.83	0.00	0.00	0.48	0.48
HMTS 4121 (%)	52	65	46	33	7	5	0	1
	24.88	31.10	22.01	15.79	3.35	2.39	0.00	0.48
ECEN 4131 (%)	43	125	40	1	0	0	0	0
	20.57	59.81	19.14	0.48	0.00	0.00	0.00	0.00
ECEN 4132 (%)	49	94	55	5	6	0	0	0
	23.44	44.98	26.32	2.39	2.87	0.00	0.00	0.00
ECEN 4191 (%)	71	77	32	18	10	0	1	0
	33.97	36.84	15.31	8.61	4.78	0.00	0.48	0.00

Biotechnology
No. of students = 49

THEORY PAPERS

Paper Code & Percentage	O (>89)	E (80-89)	A (70-79)	B (60-69)	C (50-59)	D (40-49)	F (<40)	FA/FC
BIOT 4101 (%)	0	6	9	14	13	6	1	0
	0.00	12.24	18.37	28.57	26.53	12.24	2.04	0.00
BIOT 4102 (%)	7	5	10	10	10	7	0	0
	14.29	10.20	20.41	20.41	20.41	14.29	0.00	0.00
BIOT 4141 / 42 / 43 (%)	17	13	7	5	6	1	0	0
	34.69	26.53	14.29	10.20	12.24	2.04	0.00	0.00
BIOT 4162 / 64 / 65 (%)	12	7	11	9	6	2	2	0
	24.49	14.29	22.45	18.37	12.24	4.08	4.08	0.00
CHEN 4181 / 82 (%)	8	27	12	1	0	1	0	0
	16.33	55.10	24.49	2.04	0.00	2.04	0.00	0.00

LAB PAPERS

Paper Code & Percentage	O (>89)	E (80-89)	A (70-79)	B (60-69)	C (50-59)	D (40-49)	F (<40)	FA/FC
BIOT 4151 / 4152 / 4153 (%)	29	12	5	3	0	0	0	0
	59.18	24.49	10.20	6.12	0.00	0.00	0.00	0.00
HMTS 4121 (%)	0	28	19	2	0	0	0	0
	0.00	57.14	38.78	4.08	0.00	0.00	0.00	0.00
BIOT 4131 (%)	32	11	2	2	0	2	0	0
	65.31	22.45	4.08	4.08	0.00	4.08	0.00	0.00
BIOT 4134 (%)	24	17	8	0	0	0	0	0
	48.98	34.69	16.33	0.00	0.00	0.00	0.00	0.00
BIOT 4191 (%)	32	11	5	1	0	0	0	0
	65.31	22.45	10.20	2.04	0.00	0.00	0.00	0.00

Applied Electronics & Instrumentation Engineering

No. of students = 68

THEORY PAPERS

Paper Code & Percentage	O (>89)	E (80-89)	A (70-79)	B (60-69)	C (50-59)	D (40-49)	F (<40)	FA/FC
AEIE 4101 (%)	0	6	35	22	4	0	0	1
	0.00	8.82	51.47	32.35	5.88	0.00	0.00	1.47
AEIE 4102 (%)	7	20	20	12	6	2	0	1
	10.29	29.41	29.41	17.65	8.82	2.94	0.00	1.47
AEIE 4142 / 43 (%)	4	16	17	12	11	7	0	1
	5.88	23.53	25.00	17.65	16.18	10.29	0.00	1.47
CSEN 4182 / BIOT 4181 / ECEN 4181 / MATH 4182 (%)	1	12	18	13	13	9	1	1
	1.47	17.65	26.47	19.12	19.12	13.24	1.47	1.47

LAB PAPERS

Paper Code & Percentage	O (>89)	E (80-89)	A (70-79)	B (60-69)	C (50-59)	D (40-49)	F (<40)	FA/FC
AEIE 4111 (%)	9	24	23	6	6	0	0	0
	13.24	35.29	33.82	8.82	8.82	0.00	0.00	0.00
AEIE 4112 (%)	3	26	30	9	0	0	0	0
	4.41	38.24	44.12	13.24	0.00	0.00	0.00	0.00
HMTS 4121 (%)	15	17	23	8	3	2	0	0
	22.06	25.00	33.82	11.76	4.41	2.94	0.00	0.00
AEIE 4131 (%)	3	36	28	0	0	0	0	1
	4.41	52.94	41.18	0.00	0.00	0.00	0.00	1.47
AEIE 4191 (%)	0	33	35	0	0	0	0	0
	0.00	48.53	51.47	0.00	0.00	0.00	0.00	0.00

Chemical Engineering

No. of students = 68

THEORY PAPERS

Paper Code & Percentage	O (>89)	E (80-89)	A (70-79)	B (60-69)	C (50-59)	D (40-49)	F (<40)	FA/FC
CHEN 4101 (%)	6	13	16	14	15	3	1	0
	8.82	19.12	23.53	20.59	22.06	4.41	1.47	0.00
CHEN 4103 (%)	2	9	13	12	11	17	4	0
	2.94	13.24	19.12	17.65	16.18	25.00	5.88	0.00
CHEN 4141 / 4142 (%)	15	12	14	12	6	6	3	0
	22.06	17.65	20.59	17.65	8.82	8.82	4.41	0.00
BIOT 4181 / BIOT 4182 (%)	14	11	14	15	9	4	1	0
	20.59	16.18	20.59	22.06	13.24	5.88	1.47	0.00

LAB PAPERS

Paper Code & Percentage	O (>89)	E (80-89)	A (70-79)	B (60-69)	C (50-59)	D (40-49)	F (<40)	FA/FC
CHEN 4112 (%)	15	22	20	11	0	0	0	0
	22.06	32.35	29.41	16.18	0.00	0.00	0.00	0.00
CHEN 4113 (%)	18	17	17	14	2	0	0	0
	26.47	25.00	25.00	20.59	2.94	0.00	0.00	0.00
HMTS 4121 (%)	1	21	33	12	1	0	0	0
	1.47	30.88	48.53	17.65	1.47	0.00	0.00	0.00
CHEN 4131 (%)	20	21	21	5	0	0	1	0
	29.41	30.88	30.88	7.35	0.00	0.00	1.47	0.00
CHEN 4132 (%)	23	21	16	8	0	0	0	0
	33.82	30.88	23.53	11.76	0.00	0.00	0.00	0.00
CHEN 4191 (%)	0	7	29	20	12	0	0	0
	0.00	10.29	42.65	29.41	17.65	0.00	0.00	0.00

Mechanical Engineering

No. of students = 138

THEORY PAPERS

Paper Code & Percentage	O (>89)	E (80-89)	A (70-79)	B (60-69)	C (50-59)	D (40-49)	F (<40)	FA/FC
MECH 4101 (%)	1	15	11	35	39	25	10	2
	0.72	10.87	7.97	25.36	28.26	18.12	7.25	1.45
MECH 4102 (%)	5	18	43	40	14	13	4	1
	3.62	13.04	31.16	28.99	10.14	9.42	2.90	0.72
MECH 4103 (%)	6	23	40	27	22	9	7	4
	4.35	16.67	28.99	19.57	15.94	6.52	5.07	2.90
MECH 4141/42 / 43 / 44 (%)	12	23	44	23	18	13	2	3
	8.70	16.67	31.88	16.67	13.04	9.42	1.45	2.17
AEIE 4181 / CHEN 4182 / CIVL 4181 (%)	11	45	44	17	9	7	0	5
	7.97	32.61	31.88	12.32	6.52	5.07	0.00	3.62

LAB PAPERS

Paper Code & Percentage	O (>89)	E (80-89)	A (70-79)	B (60-69)	C (50-59)	D (40-49)	F (<40)	FA/FC
MECH 4111 (%)	8	22	39	27	22	18	2	0
	5.80	15.94	28.26	19.57	15.94	13.04	1.45	0.00
MECH 4112 (%)	3	28	36	26	20	21	4	0
	2.17	20.29	26.09	18.84	14.49	15.22	2.90	0.00
HMTS 4121 (%)	10	61	41	19	5	2	0	0
	7.25	44.20	29.71	13.77	3.62	1.45	0.00	0.00
MECH 4131 (%)	68	52	17	0	0	1	0	0
	49.28	37.68	12.32	0.00	0.00	0.72	0.00	0.00
MECH 4191 (%)	27	51	33	12	9	6	0	0
	19.57	36.96	23.91	8.70	6.52	4.35	0.00	0.00

Civil Engineering
No. of students = 140

THEORY PAPERS

Paper Code & Percentage	O (>89)	E (80-89)	A (70-79)	B (60-69)	C (50-59)	D (40-49)	F (<40)	FA/FC
CIVL 4101 (%)	0	0	8	23	29	69	9	2
	0.00	0.00	5.71	16.43	20.71	49.29	6.43	1.43
CIVL 4144 (%)	8	22	32	31	20	15	6	6
	5.71	15.71	22.86	22.14	14.29	10.71	4.29	4.29
CIVL 4163 (%)	3	17	28	31	27	20	7	7
	2.14	12.14	20.00	22.14	19.29	14.29	5.00	5.00
CHEN 4181 / ELEC 4182 / MECH 4181 (%)	4	14	33	34	20	15	9	11
	2.86	10.00	23.57	24.29	14.29	10.71	6.43	7.86

LAB PAPERS

Paper Code & Percentage	O (>89)	E (80-89)	A (70-79)	B (60-69)	C (50-59)	D (40-49)	F (<40)	FA/FC
CIVL 4111 (%)	20	25	22	32	20	19	2	0
	14.29	17.86	15.71	22.86	14.29	13.57	1.43	0.00
HMTS 4121 (%)	2	52	33	44	9	0	0	0
	1.43	37.14	23.57	31.43	6.43	0.00	0.00	0.00
CIVL 4131 (%)	53	51	15	12	2	2	0	5
	37.86	36.43	10.71	8.57	1.43	1.43	0.00	3.57
CIVL 4132 (%)	54	43	29	3	2	9	0	0
	38.57	30.71	20.71	2.14	1.43	6.43	0.00	0.00
CIVL 4191 (%)	26	29	32	25	16	6	0	6
	18.57	20.71	22.86	17.86	11.43	4.29	0.00	4.29

Electrical Engineering

No. of students = 69

THEORY PAPERS

Paper Code & Percentage	O (>89)	E (80-89)	A (70-79)	B (60-69)	C (50-59)	D (40-49)	F (<40)	FA/FC
ELEC 4101 (%)	1	4	9	11	25	13	6	0
	1.45	5.80	13.04	15.94	36.23	18.84	8.70	0.00
ELEC 4102 (%)	4	3	14	22	11	10	4	1
	5.80	4.35	20.29	31.88	15.94	14.49	5.80	1.45
ELEC 4161 (%)	5	16	12	16	14	3	2	1
	7.25	23.19	17.39	23.19	20.29	4.35	2.90	1.45
AEIE 4181 / INFO 4182 (%)	1	1	9	13	27	16	2	0
	1.45	1.45	13.04	18.84	39.13	23.19	2.90	0.00

LAB PAPERS

Paper Code & Percentage	O (>89)	E (80-89)	A (70-79)	B (60-69)	C (50-59)	D (40-49)	F (<40)	FA/FC
ELEC 4111 (%)	11	22	23	11	1	0	1	0
	15.94	31.88	33.33	15.94	1.45	0.00	1.45	0.00
HMTS 4121 (%)	5	19	35	9	1	0	0	0
	7.25	27.54	50.72	13.04	1.45	0.00	0.00	0.00
ELEC 4121 (%)	7	18	31	13	0	0	0	0
	10.14	26.09	44.93	18.84	0.00	0.00	0.00	0.00
ELEC 4031 (%)	3	14	34	17	1	0	0	0
	4.35	20.29	49.28	24.64	1.45	0.00	0.00	0.00
ELEC 4131 (%)	0	27	41	1	0	0	0	0
	0.00	39.13	59.42	1.45	0.00	0.00	0.00	0.00
ELEC 4191 (%)	3	32	25	7	2	0	0	0
	4.35	46.38	36.23	10.14	2.90	0.00	0.00	0.00

RESULT ANALYSIS (M.TECH / THEORY & LAB PAPERS)
1ST YEAR, ODD SEM – 2019

Computer Science & Engineering
 No. of students = 11

THEORY PAPERS

Paper Code & Percentage	O (>89)	E (80-89)	A (70-79)	B (60-69)	C (50-59)	D (40-49)	F (<40)
CSEN 5101 (%)	1	2	1	0	3	3	1
	9.09	18.18	9.09	0.00	27.27	27.27	9.09
CSEN 5102 (%)	3	4	2	2	0	0	0
	27.27	36.36	18.18	18.18	0.00	0.00	0.00
MATH 5101 (%)	1	3	3	2	0	2	0
	9.09	27.27	27.27	18.18	0.00	18.18	0.00
CSEN 5131 (%)	1	3	3	1	1	1	1
	0.00	27.27	27.27	9.09	9.09	9.09	9.09
CSEN 5141 (%)	0	3	3	2	3	0	0
	0.00	27.27	27.27	18.18	27.27	0.00	0.00
DIMA 5116 (%)	0	1	3	1	2	4	0
	0.00	9.09	27.27	9.09	18.18	36.36	0.00

LAB PAPERS

Paper Code & Percentage	O (>89)	E (80-89)	A (70-79)	B (60-69)	C (50-59)	D (40-49)	F (<40)
CSEN 5151 (%)	2	0	2	0	1	6	0
	18.18	0.00	18.18	0.00	9.09	54.55	0.00
CSEN 5181 / 5181 (%)	0	2	1	4	2	2	0
	0.00	18.18	9.09	36.36	18.18	18.18	0.00

Electronics & Communication & Engineering

No. of students = 4

THEORY PAPERS

Paper Code & Percentage	O (>89)	E (80-89)	A (70-79)	B (60-69)	C (50-59)	D (40-49)	F (<40)
ECEN 5101 (%)	1	0	0	1	1	1	0
	25.00	0.00	0.00	25.00	25.00	25.00	0.00
ECEN 5102 (%)	0	2	1	0	1	0	0
	0.00	50.00	25.00	0.00	25.00	0.00	0.00
ECEN 5103 (%)	1	2	1	0	0	0	0
	25.00	50.00	25.00	0.00	0.00	0.00	0.00
ECEN 5131 (%)	1	0	2	1	0	0	0
	25.00	0.00	50.00	25.00	0.00	0.00	0.00
ECEN 5141 (%)	1	1	0	2	0	0	0
	25.00	25.00	0.00	50.00	0.00	0.00	0.00
DIMA 5116 (%)	0	0	1	0	2	1	0
	0.00	0.00	25.00	0.00	50.00	25.00	0.00

LAB PAPERS

Paper Code & Percentage	O (>89)	E (80-89)	A (70-79)	B (60-69)	C (50-59)	D (40-49)	F (<40)
ECEN 5151 (%)	2	2	0	0	0	0	0
	50.00	50.00	0.00	0.00	0.00	0.00	0.00
ECEN 5152 (%)	3	1	0	0	0	0	0
	75.00	25.00	0.00	0.00	0.00	0.00	0.00

VLSI
No. of students = 8

THEORY PAPERS

Paper Code & Percentage	O (>89)	E (80-89)	A (70-79)	B (60-69)	C (50-59)	D (40-49)	F (<40) / FA
VLSI 5101 (%)	3	1	4	0	0	0	0
	37.50	12.50	50.00	0.00	0.00	0.00	0.00
VLSI 5102 (%)	2	5	1	0	0	0	0
	25.00	62.50	12.50	0.00	0.00	0.00	0.00
ECEN 5103 (%)	1	6	1	0	0	0	0
	12.50	75.00	12.50	0.00	0.00	0.00	0.00
VLSI 5132 (%)	0	0	4	3	1	0	0
	0.00	0.00	50.00	37.50	12.50	0.00	0.00
VLSI 5142 (%)	0	1	1	2	2	2	0
	0.00	12.50	12.50	25.00	25.00	25.00	0.00
DIMA 5116 (%)	0	0	0	2	3	2	1
	0.00	0.00	0.00	25.00	37.50	25.00	12.50

LAB PAPERS

Paper Code & Percentage	O (>89)	E (80-89)	A (70-79)	B (60-69)	C (50-59)	D (40-49)	F (<40)
VLSI 5151 (%)	2	2	4	0	0	0	0
	25.00	25.00	50.00	0.00	0.00	0.00	0.00
VLSI 5152 (%)	8	0	0	0	0	0	0
	100.00	0.00	0.00	0.00	0.00	0.00	0.00

Biotechnology
No. of students = 13

THEORY PAPERS

Paper Code & Percentage	O (>89)	E (80-89)	A (70-79)	B (60-69)	C (50-59)	D (40-49)	F (<40)
BIOT 5101 (%)	3	0	2	5	3	0	0
	23.08	0.00	15.38	38.46	23.08	0.00	0.00
BIOT 5102 (%)	1	1	2	4	5	0	0
	7.69	7.69	15.38	30.77	38.46	0.00	0.00
BIOT 5103 (%)	0	5	6	2	0	0	0
	0.00	38.46	46.15	15.38	0.00	0.00	0.00
BIOT 5131 (%)	6	4	1	2	0	0	0
	46.15	30.77	7.69	15.38	0.00	0.00	0.00
BIOT 5141/5142 (%)	3	6	3	1	0	0	0
	23.08	46.15	23.08	7.69	0.00	0.00	0.00
DIMA 5116 (%)	0	5	2	5	1	0	0
	0.00	38.46	15.38	38.46	7.69	0.00	0.00

LAB PAPERS

Paper Code & Percentage	O (>89)	E (80-89)	A (70-79)	B (60-69)	C (50-59)	D (40-49)	F (<40)
BIOT 5151 (%)	3	3	7	0	0	0	0
	23.08	23.08	53.85	0.00	0.00	0.00	0.00
BIOT 5152 (%)	0	4	5	3	1	0	0
	0.00	30.77	38.46	23.08	7.69	0.00	0.00

Applied Electronics & Instrumentation Engineering

No. of students = 8

THEORY PAPERS

Paper Code & Percentage	O (>89)	E (80-89)	A (70-79)	B (60-69)	C (50-59)	D (40-49)	F (<40)
AEIE 5101 (%)	2	3	0	1	2	0	0
	25.00	37.50	0.00	12.50	25.00	0.00	0.00
AEIE 5102 (%)	0	2	5	1	0	0	0
	0.00	25.00	62.50	12.50	0.00	0.00	0.00
AEIE 5103 (%)	4	2	1	0	1	0	0
	50.00	25.00	12.50	0.00	12.50	0.00	0.00
AEIE 5131 (%)	0	1	3	2	1	1	0
	0.00	12.50	37.50	25.00	12.50	12.50	0.00
AEIE 5141 (%)	2	1	2	2	1	0	0
	25.00	12.50	25.00	25.00	12.50	0.00	0.00
DIMA 5116 (%)	1	0	1	1	2	3	0
	12.50	0.00	12.50	12.50	25.00	37.50	0.00

LAB PAPERS

Paper Code & Percentage	O (>89)	E (80-89)	A (70-79)	B (60-69)	C (50-59)	D (40-49)	F (<40)
AEIE 5151 (%)	1	3	4	0	0	0	0
	12.5	37.5	50	0	0	0	0
AEIE 5152 (%)	4	4	0	0	0	0	0
	50.00	50.00	0.00	0.00	0.00	0.00	0.00

Renewable Energy

No. of students = 4

THEORY PAPERS

Paper Code & Percentage	O (>89)	E (80-89)	A (70-79)	B (60-69)	C (50-59)	D (40-49)	F (<40)
REEN 5101 (%)	1	2	1	0	0	0	0
	25.00	50.00	25.00	0.00	0.00	0.00	0.00
REEN 5102 (%)	0	1	1	2	0	0	0
	0.00	25.00	25.00	50.00	0.00	0.00	0.00
REEN 5103 (%)	1	1	0	2	0	0	0
	25.00	25.00	0.00	50.00	0.00	0.00	0.00
REEN 5142 (%)	1	0	0	0	1	2	0
	25.00	0.00	0.00	0.00	25.00	50.00	0.00
REEN 5146 (%)	2	0	0	0	2	0	0
	50.00	0.00	0.00	0.00	50.00	0.00	0.00
DIMA 5116 (%)	0	0	0	2	1	1	0
	0.00	0.00	0.00	50.00	25.00	25.00	0.00

LAB PAPERS

Paper Code & Percentage	O (>89)	E (80-89)	A (70-79)	B (60-69)	C (50-59)	D (40-49)	F (<40)
REEN 5151 (%)	0	0	1	3	0	0	0
	0	0	25	75	0	0	0
REEN 5152 (%)	0	1	3	0	0	0	0
	0	25	75	0	0	0	0

RESULT ANALYSIS (M.TECH)
2nd YEAR, ODD SEM – 2019

Computer Science & Engineering
No. of students = 10

Paper Code & Percentage	O (>89)	E (80-89)	A (70-79)	B (60-69)	C (50-59)	D (40-49)	F (<40)
CSEN 6137 (%)	0	2	2	3	2	1	0
	0.00	20.00	20.00	30.00	20.00	10.00	0.00
MATH 6121 (%)	3	5	1	1	0	0	0
	30.00	50.00	10.00	10.00	0.00	0.00	0.00
CSEN 6195 (%)	0	5	3	2	0	0	0
	0.00	50.00	30.00	20.00	0.00	0.00	0.00

Electronics & Communication & Engineering
No. of students = 4

Paper Code & Percentage	O (>89)	E (80-89)	A (70-79)	B (60-69)	C (50-59)	D (40-49)	F (<40)
ECEN 6132 (%)	2	1	1	0	0	0	0
	50.00	25.00	25.00	0.00	0.00	0.00	0.00
MATH 6121 (%)	1	1	0	1	1	0	0
	25.00	25.00	0.00	25.00	25.00	0.00	0.00
ECEN 6195 (%)	1	3	0	0	0	0	0
	25.00	75.00	0.00	0.00	0.00	0.00	0.00

VLSI
No. of students = 9

Paper Code & Percentage	O (>89)	E (80-89)	A (70-79)	B (60-69)	C (50-59)	D (40-49)	F (<40)
VLSI 6132 (%)	1	1	2	3	0	2	0
	11.11	11.11	22.22	33.33	0.00	22.22	0.00
MATH 6121 (%)	4	4	0	0	1	0	0
	44.44	44.44	0.00	0.00	11.11	0.00	0.00
VLSI 6195 (%)	1	5	2	0	1	0	0
	11.11	55.56	22.22	0.00	11.11	0.00	0.00

Biotechnology
No. of students = 8

Paper Code & Percentage	O (>89)	E (80-89)	A (70-79)	B (60-69)	C (50-59)	D (40-49)	F (<40)
BIOT 6121 (%)	2	1	0	3	2	0	0
	25.00	12.50	0.00	37.50	25.00	0.00	0.00
BIOT 6132 / 6133 (%)	2	1	0	4	1	0	0
	25.00	12.50	0.00	50.00	12.50	0.00	0.00
BIOT 6195 (%)	6	2	0	0	0	0	0
	75.00	25.00	0.00	0.00	0.00	0.00	0.00

Applied Electronics & Instrumentation Engineering
No. of students = 3

Paper Code & Percentage	O (>89)	E (80-89)	A (70-79)	B (60-69)	C (50-59)	D (40-49)	F (<40)
AEIE 6131 (%)	0	1	0	2	0	0	0
	0.00	33.33	0.00	66.67	0.00	0.00	0.00
AEIE 6122 (%)	0	1	2	0	0	0	0
	0.00	33.33	66.67	0.00	0.00	0.00	0.00
AEIE 6195 (%)	0	2	1	0	0	0	0
	0.00	66.67	33.33	0.00	0.00	0.00	0.00

RESULT ANALYSIS (MCA / THEORY & LAB PAPERS)

1st YEAR, ODD SEM – 2019

NO. OF STUDENTS = 59

THEORY PAPERS

Paper Code & Percentage	O (>89)	E (80-89)	A (70-79)	B (60-69)	C (50-59)	D (40-49)	F (<40)	FA/FC
HMTS 1101 (%)	5	12	14	14	6	6	1	1
	8.47	20.34	23.73	23.73	10.17	10.17	1.69	1.69
HMTS 1102 (%)	1	10	14	17	9	7	0	1
	1.69	16.95	23.73	28.81	15.25	11.86	0.00	1.69
MCAP 1101 (%)	5	10	5	8	11	16	3	1
	8.47	16.95	8.47	13.56	18.64	27.12	5.08	1.69
MCAP 1102 (%)	0	5	12	6	19	10	6	1
	0.00	8.47	20.34	10.17	32.20	16.95	10.17	1.69
MCAP 1103 (%)	0	2	7	12	12	19	6	1
	0.00	3.39	11.86	20.34	20.34	32.20	10.17	1.69

LAB PAPERS

Paper Code & Percentage	O (>89)	E (80-89)	A (70-79)	B (60-69)	C (50-59)	D (40-49)	F (<40)	FA/FC
MCAP 1111 (%)	9	8	15	10	9	5	2	1
	15.25	13.56	25.42	16.95	15.25	8.47	3.39	1.69
HMTS 1112 (%)	5	12	14	14	6	6	1	1
	8.47	20.34	23.73	23.73	10.17	10.17	1.69	1.69

RESULT ANALYSIS (MCA / THEORY & LAB PAPERS)
2nd YEAR, ODD SEM – 2019

NO. OF STUDENTS = 45

THEORY PAPERS

Paper Code & Percentage	O (>89)	E (80-89)	A (70-79)	B (60-69)	C (50-59)	D (40-49)	F (<40)	FA/FC
MCAP 2101	7	14	8	8	3	2	2	1
(%)	15.56	31.11	17.78	17.78	6.67	4.44	4.44	2.22
MCAP 2102	0	6	10	9	8	9	1	2
(%)	0.00	13.33	22.22	20.00	17.78	20.00	2.22	4.44
MCAP 2103	4	9	11	12	3	3	2	1
(%)	8.89	20.00	24.44	26.67	6.67	6.67	4.44	2.22
MCAP 2104	0	10	10	16	4	2	2	1
(%)	0.00	22.22	22.22	35.56	8.89	4.44	4.44	2.22
CHEM 2101	2	9	13	8	7	5	0	1
(%)	4.44	20.00	28.89	17.78	15.56	11.11	0.00	2.22

LAB PAPERS

Paper Code & Percentage	O (>89)	E (80-89)	A (70-79)	B (60-69)	C (50-59)	D (40-49)	F (<40)	FA/FC
MCAP 2111	17	15	5	2	2	1	2	1
(%)	37.78	33.33	11.11	4.44	4.44	2.22	4.44	2.22
MCAP 2112	18	11	8	1	1	3	1	2
(%)	40.00	24.44	17.78	2.22	2.22	6.67	2.22	4.44
MCAP 2113	12	10	10	4	2	5	1	1
(%)	26.67	22.22	22.22	8.89	4.44	11.11	2.22	2.22

RESULT ANALYSIS (MCA / THEORY & LAB PAPERS)

3rd YEAR, ODD SEM – 2019

NO. OF STUDENTS = 49

THEORY PAPERS

Paper Code & Percentage	O (>89)	E (80-89)	A (70-79)	B (60-69)	C (50-59)	D (40-49)	F (<40)	FA/FC
MCAP 3150	2	0	9	9	13	16	0	0
(%)	4.08	0.00	18.37	18.37	26.53	32.65	0.00	0.00
MCAP 3160	2	8	20	11	6	2	0	0
(%)	4.08	16.33	40.82	22.45	12.24	4.08	0.00	0.00
MCAP 3171	2	7	10	15	10	4	1	0
(%)	4.08	14.29	20.41	30.61	20.41	8.16	2.04	0.00
MCAP 3182	2	7	14	15	5	6	0	0
(%)	4.08	14.29	28.57	30.61	10.20	12.24	0.00	0.00

LAB PAPERS

Paper Code & Percentage	O (>89)	E (80-89)	A (70-79)	B (60-69)	C (50-59)	D (40-49)	F (<40)	FA/FC
MCAP 3155	3	13	8	17	6	1	1	0
(%)	6.12	26.53	16.33	34.69	12.24	2.04	2.04	0.00
MCAP 3195	11	20	12	6	0	0	0	0
(%)	22.45	40.82	24.49	12.24	0.00	0.00	0.00	0.00



HERITAGE INSTITUTE OF TECHNOLOGY

RESULT OF EVEN SEMESTER EXAMINATIONS, 2019-20

Placed for

Approval of
Academic Council

In its meeting dated 10.07.2019

PC
Principal
Heritage Institute of Technology

Prayal
10/7/19
Controller of Examinations
Heritage Institute of Technology

Result Analysis - Even Sem, 2019
1st Year- B.Tech (Theory)

MATHEMATICS II										
MATH 1201										
Letter Grade	CSE	IT	ECE	BT	AEIE	ChE	ME	CE	EE	Total
O (>89)	24	4	18	8	7	15	3	0	3	82
(%)	13.04	6.45	9.68	13.56	12.73	28.30	2.78	0.00	5.08	9.39
E (80-89)	25	8	31	11	7	10	24	13	10	139
(%)	13.59	12.90	16.67	18.64	12.73	18.87	22.22	12.15	16.95	15.92
A (70-79)	36	13	39	16	10	7	12	31	7	171
(%)	19.57	20.97	20.97	27.12	18.18	13.21	11.11	28.97	11.86	19.59
B (60-69)	33	13	30	5	8	7	17	38	16	167
(%)	17.93	20.97	16.13	8.47	14.55	13.21	15.74	35.51	27.12	19.13
C (50-59)	34	15	30	7	10	7	21	16	12	152
(%)	18.48	24.19	16.13	11.86	18.18	13.21	19.44	14.95	20.34	17.41
D (40-49)	17	5	21	6	5	4	22	7	8	95
(%)	9.24	8.06	11.29	10.17	9.09	7.55	20.37	6.54	13.56	10.88
F (<40)	13	4	14	5	6	3	9	0	3	57
(%)	7.07	6.45	7.53	8.47	10.91	5.66	8.33	0.00	5.08	6.53
FA/FC	2	0	3	1	2	0	0	2	0	10
(%)	1.09	0.00	1.61	1.69	3.64	0.00	0.00	1.87	0.00	1.15
Total Students	184	62	186	59	55	53	108	107	59	873

BUSINESS ENGLISH										
HMTS 1202										
Letter Grade	CSE	IT	ECE	BT	AEIE	ChE	ME	CE	EE	Total
O (>89)	0	0	0	0	1	0	1	0	0	2
(%)	0.00	0.00	0.00	0.00	1.82	0.00	0.93	0.00	0.00	0.23
E (80-89)	14	8	15	21	11	4	8	13	6	100
(%)	7.61	12.90	8.06	35.59	20.00	7.55	7.41	12.15	10.17	11.45
A (70-79)	41	23	61	31	22	25	25	31	25	284
(%)	22.28	37.10	32.80	52.54	40.00	47.17	23.15	28.97	42.37	32.53
B (60-69)	84	25	64	4	15	13	37	38	17	297
(%)	45.65	40.32	34.41	6.78	27.27	24.53	34.26	35.51	28.81	34.02
C (50-59)	31	6	34	2	2	7	26	16	10	134
(%)	16.85	9.68	18.28	3.39	3.64	13.21	24.07	14.95	16.95	15.35
D (40-49)	10	0	8	1	3	4	9	7	0	42
(%)	5.43	0.00	4.30	1.69	5.45	7.55	8.33	6.54	0.00	4.81
F (<40)	2	0	1	0	0	0	1	0	0	4
(%)	1.09	0.00	0.54	0.00	0.00	0.00	0.93	0.00	0.00	0.46
FA	2	0	3	0	1	0	1	2	1	10
(%)	1.09	0.00	0.00	0.00	0.00	0.00	0.00	0.00	0.00	1.15
Total Students	184	62	186	59	55	53	108	107	59	873

CHEMISTRY I						
CHEM 1001						
Letter Grade	BT	ChE	ME	CE	EE	Total
O (>89)	0	0	0	0	0	0
(%)	0.00	0.00	0.00	0.00	0.00	0.00
E (80-89)	1	7	3	2	9	22
(%)	1.69	13.21	3.24	1.87	15.25	5.70
A (70-79)	2	10	9	7	9	37
(%)	3.39	18.87	8.33	6.54	15.25	9.59
B (60-69)	11	14	22	26	14	87
(%)	18.64	26.42	20.37	24.30	23.73	22.54
C (50-59)	13	13	30	19	13	88
(%)	22.03	24.53	27.78	17.76	22.03	22.80
D (40-49)	27	5	36	38	12	118
(%)	45.76	9.43	33.33	35.51	20.34	30.57
F (<40)	3	4	8	13	2	30
(%)	5.08	7.55	7.41	12.15	3.39	7.77
FA	2	0	0	2	0	4
(%)	0.00	0.00	0.00	0.00	0.00	1.04
Total Students	59	53	108	107	59	386

BASIC ELECTRICAL ENGINEERING						
ELEC 1001						
Letter Grade	BT	ChE	ME	CE	EE	Total
O (>89)	4	9	4	4	4	25
(%)	6.78	16.98	3.70	3.74	6.78	6.48
E (80-89)	5	10	12	16	6	49
(%)	8.47	18.87	11.11	14.95	10.17	12.69
A (70-79)	8	9	16	16	14	63
(%)	13.56	16.98	14.81	14.95	23.73	16.32
B (60-69)	9	4	19	15	8	55
(%)	15.25	7.55	17.59	14.02	13.56	14.25
C (50-59)	10	6	14	10	8	48
(%)	16.95	11.32	12.96	9.35	13.56	12.44
D (40-49)	15	9	26	32	12	94
(%)	25.42	16.98	24.07	29.91	20.34	24.35
F (<40)	7	6	17	12	7	49
(%)	11.86	11.32	15.74	11.21	11.86	12.69
FA	1	0	0	2	0	3
(%)	1.69	0.00	0.00	1.87	0.00	0.78
Total Students	59	53	108	107	59	386

PHYSICS I					
PHYS 1001					
Letter Grade	CSE	IT	ECE	AEIE	Total
O (>89)	3	0	5	1	9
(%)	1.63	0.00	2.69	1.82	1.85
E (80-89)	16	4	12	3	35
(%)	8.70	6.45	6.45	5.45	7.19
A (70-79)	13	12	21	6	52
(%)	7.07	19.35	11.29	10.91	10.68
B (60-69)	34	6	32	5	77
(%)	18.48	9.68	17.20	9.09	15.81
C (50-59)	35	17	44	10	106
(%)	19.02	27.42	23.66	18.18	21.77
D (40-49)	68	14	45	16	143
(%)	36.96	22.58	24.19	29.09	29.36
F (<40)	12	9	21	12	54
(%)	6.52	14.52	11.29	21.82	11.09
FA	3	0	6	2	11
(%)	1.63	0.00	3.23	3.64	2.26
Total Students	184	62	186	55	487

PROGRAMMING FOR PROBLEM SOLVING					
CSEN 1001					
Letter Grade	CSE	IT	ECE	AEIE	Total
O (>89)	12	0	0	1	13
(%)	6.52	0.00	0.00	1.82	2.67
E (80-89)	23	5	6	7	41
(%)	12.50	8.06	3.23	12.73	8.42
A (70-79)	30	12	23	6	71
(%)	16.30	19.35	12.37	10.91	14.58
B (60-69)	33	14	30	7	84
(%)	17.93	22.58	16.13	12.73	17.25
C (50-59)	32	16	44	11	103
(%)	17.39	25.81	23.66	20.00	21.15
D (40-49)	34	10	45	14	103
(%)	18.48	16.13	24.19	25.45	21.15
F (<40)	17	5	35	8	65
(%)	9.24	8.06	18.82	14.55	13.35
FA	3	0	3	1	7
(%)	1.63	0.00	1.61	1.82	1.44
Total Students	184	62	186	55	487

COMMUNICATION FOR PROFESSIONAL HMTS 1011						
Letter Grade	BT	ChE	ME	CE	EE	Total
O (>89)	2	0	0	1	0	3
(%)	3.39	0.00	0.00	0.93	0.00	0.78
E (80-89)	16	13	3	4	4	40
(%)	27.12	24.53	3.24	3.74	6.78	10.36
A (70-79)	21	17	22	25	19	104
(%)	35.59	32.08	20.37	23.36	32.20	26.94
B (60-69)	15	13	32	31	12	103
(%)	25.42	24.53	29.63	28.97	20.34	26.68
C (50-59)	2	7	26	27	16	78
(%)	3.39	13.21	24.07	25.23	27.12	20.21
D (40-49)	3	3	21	15	7	49
(%)	5.08	5.66	19.44	14.02	11.86	12.69
F (<40)	0	0	4	2	1	7
(%)	0.00	0.00	3.70	1.87	1.69	1.81
FA	0	0	0	2	0	2
(%)	0.00	0.00	0.00	0.00	0.00	0.52
Total Students	59	53	108	107	59	386

BASIC ELECTRONICS ECEN 1011					
Letter Grade	CSE	IT	ECE	AEIE	Total
O (>89)	4	2	8	0	14
(%)	2.17	3.23	4.30	0.00	2.87
E (80-89)	11	7	20	4	42
(%)	5.98	11.29	10.75	7.27	8.62
A (70-79)	24	7	20	8	59
(%)	13.04	11.29	10.75	14.55	12.11
B (60-69)	23	12	37	8	80
(%)	12.50	19.35	19.89	14.55	16.43
C (50-59)	37	12	29	8	86
(%)	20.11	19.35	15.59	14.55	17.66
D (40-49)	47	14	38	17	116
(%)	25.54	22.58	20.43	30.91	23.82
F (<40)	33	8	32	9	82
(%)	17.93	12.90	17.20	16.36	16.84
FA	5	0	2	1	8
(%)	2.72	0.00	1.08	1.82	1.64
Total Students	184	62	186	55	487

Result Analysis - Even Sem, 2019
1st Year- B.Tech (Lab)

LANGUAGE LAB										
HMTS 1251										
Letter Grade	CSE	IT	ECE	BT	AEIE	ChE	ME	CE	EE	Total
O (>89)	1	0	0	0	0	0	1	0	0	2
(%)	0.54	0.00	0.00	0.00	0.00	0.00	0.93	0.00	0.00	0.23
E (80-89)	33	0	13	5	0	0	7	8	4	70
(%)	17.93	0.00	6.99	8.47	0.00	0.00	6.48	7.55	6.78	8.03
A (70-79)	85	2	57	33	11	21	31	27	16	283
(%)	46.20	3.23	30.65	55.93	20.00	39.62	28.70	25.47	27.12	32.45
B (60-69)	29	21	50	13	29	12	26	39	14	233
(%)	15.76	33.87	26.88	22.03	52.73	22.64	24.07	36.79	23.73	26.72
C (50-59)	12	24	34	5	6	11	22	19	11	144
(%)	6.52	38.71	18.28	8.47	10.91	20.75	20.37	17.92	18.64	16.51
D (40-49)	8	15	17	0	6	7	7	8	8	76
(%)	4.35	24.19	9.14	0.00	10.91	13.21	6.48	7.55	13.56	8.72
F (<40)	9	0	8	2	2	2	6	1	6	36
(%)	4.89	0.00	4.30	3.39	3.64	3.77	5.56	0.94	10.17	4.13
FA	7	0	7	1	1	0	8	4	0	28
(%)	3.80	0.00	3.76	1.69	1.82	0.00	7.41	3.77	0.00	3.21
Total Students	184	62	186	59	55	53	108	106	59	872

PROFESSIONAL COMMUNICATION LAB						
HMTS 1061						
Letter Grade	BT	ChE	ME	CE	EE	Total
O (>89)	0	4	0	1	0	5
(%)	0.00	7.55	0.00	0.93	0.00	1.30
E (80-89)	5	12	9	0	10	36
(%)	8.47	22.64	8.33	0.00	16.95	9.33
A (70-79)	33	14	29	6	26	108
(%)	55.93	26.42	26.85	5.61	44.07	27.98
B (60-69)	13	18	30	38	19	118
(%)	22.03	33.96	27.78	35.51	32.20	30.57
C (50-59)	5	5	18	28	2	58
(%)	8.47	9.43	16.67	26.17	3.39	15.03
D (40-49)	0	0	11	21	2	34
(%)	0.00	0.00	10.19	19.63	3.39	8.81
F (<40)	2	0	10	13	0	25
(%)	3.39	0.00	9.26	12.15	0.00	6.48
FA	1	0	1	0	0	2
(%)	1.69	0.00	0.93	0.00	0.00	0.52
Total Students	59	53	108	107	59	386

PROGRAMMING FOR PROBLEM SOLVING LAB					
CSEN 1051					
Letter Grade	CSE	IT	ECE	AEIE	Total
O (>89)	25	21	54	18	118
(%)	13.59	33.87	29.03	32.73	24.23
E (80-89)	24	13	45	9	91
(%)	13.04	20.97	24.19	16.36	18.69
A (70-79)	31	11	37	6	85
(%)	16.85	17.74	19.89	10.91	17.45
B (60-69)	25	8	36	13	82
(%)	13.59	12.90	19.35	23.64	16.84
C (50-59)	35	4	4	4	47
(%)	19.02	6.45	2.15	7.27	9.65
D (40-49)	36	3	5	3	47
(%)	19.57	4.84	2.69	5.45	9.65
F (<40)	1	1	0	1	3
(%)	0.54	1.61	0.00	1.82	0.62
FA	7	1	5	1	14
(%)	3.80	1.61	2.69	1.82	2.87
Total Students	184	62	186	55	487

PHYSICS LAB					
PHYS 1051					
Letter Grade	CSE	IT	ECE	AEIE	Total
O (>89)	46	28	26	12	112
(%)	25.00	45.16	13.98	21.82	23.00
E (80-89)	75	28	62	21	186
(%)	40.76	45.16	33.33	38.18	38.19
A (70-79)	24	4	52	15	95
(%)	13.04	6.45	27.96	27.27	19.51
B (60-69)	17	1	21	5	44
(%)	9.24	1.61	11.29	9.09	9.03
C (50-59)	6	1	13	0	20
(%)	3.26	1.61	6.99	0.00	4.11
D (40-49)	10	0	5	0	15
(%)	5.43	0.00	2.69	0.00	3.08
F (<40)	0	0	4	0	4
(%)	0.00	0.00	2.15	0.00	0.82
FA	6	0	3	2	11
(%)	3.26	0.00	1.61	3.64	2.26
Total Students	184	62	186	55	487

CHEMISTRY LAB						
CHEM 1051						
Letter Grade	BT	ChE	ME	CE	EE	Total
O (>89)	41	32	20	41	28	162
(%)	69.49	60.38	18.52	38.32	47.46	41.97
E (80-89)	9	16	49	44	22	140
(%)	15.25	30.19	45.37	41.12	37.29	36.27
A (70-79)	5	4	20	14	8	51
(%)	8.47	7.55	18.52	13.08	13.56	13.21
B (60-69)	2	1	15	3	0	21
(%)	3.39	1.89	13.89	2.80	0.00	5.44
C (50-59)	1	0	2	2	0	5
(%)	1.69	0.00	1.85	1.87	0.00	1.30
D (40-49)	0	0	2	0	0	2
(%)	0.00	0.00	1.85	0.00	0.00	0.52
F (<40)	0	0	0	0	1	1
(%)	0.00	0.00	0.00	0.00	1.69	0.26
FA	1	0	0	3	0	4
(%)	1.69	0.00	0.00	2.80	0.00	1.04
Total Students	59	53	108	107	59	386

BASIC ELECTRICAL ENGINEERING LAB						
ELEC 1051						
Letter Grade	BT	ChE	ME	CE	EE	Total
O (>89)	5	5	4	15	14	43
(%)	8.47	9.43	3.70	14.02	23.73	11.14
E (80-89)	17	12	17	22	15	83
(%)	28.81	22.64	15.74	20.56	25.42	21.50
A (70-79)	19	18	32	38	12	119
(%)	32.20	33.96	29.63	35.51	20.34	30.83
B (60-69)	10	12	26	18	11	77
(%)	16.95	22.64	24.07	16.82	18.64	19.95
C (50-59)	7	5	16	9	6	43
(%)	11.86	9.43	14.81	8.41	10.17	11.14
D (40-49)	1	1	12	2	0	16
(%)	1.69	1.89	11.11	1.87	0.00	4.15
F (<40)	0	0	0	0	1	1
(%)	0.00	0.00	0.00	0.00	1.69	0.26
FA	0	0	1	3	0	4
(%)	0.00	0.00	0.93	2.80	0.00	1.04
Total Students	59	53	108	107	59	386

BASIC ELECTRONICS LAB					
ECEN 1061					
Letter Grade	CSE	IT	ECE	AEIE	Total
O (>89)	32	27	45	19	123
(%)	17.39	43.55	24.19	34.55	25.26
E (80-89)	70	18	81	14	183
(%)	38.04	29.03	43.55	25.45	37.58
A (70-79)	30	17	38	16	101
(%)	16.30	27.42	20.43	29.09	20.74
B (60-69)	28	0	17	3	48
(%)	15.22	0.00	9.14	5.45	9.86
C (50-59)	14	0	1	2	17
(%)	7.61	0.00	0.54	3.64	3.49
D (40-49)	2	0	0	0	2
(%)	1.09	0.00	0.00	0.00	0.41
F (<40)	2	0	0	0	2
(%)	1.09	0.00	0.00	0.00	0.41
FA	6	0	4	1	11
(%)	3.26	0.00	2.15	1.82	2.26
Total Students	184	62	186	55	487

WORKSHOP / MANUFACTURING PRACTICES					
MECH 1051					
Letter Grade	CSE	IT	ECE	AEIE	Total
O (>89)	2	2	11	1	16
(%)	1.09	3.23	5.91	1.82	3.29
E (80-89)	45	27	52	3	127
(%)	24.46	43.55	27.96	5.45	26.08
A (70-79)	61	23	54	15	153
(%)	33.15	37.10	29.03	27.27	31.42
B (60-69)	41	6	46	13	106
(%)	22.28	9.68	24.73	23.64	21.77
C (50-59)	18	4	12	13	47
(%)	9.78	6.45	6.45	23.64	9.65
D (40-49)	10	0	7	7	24
(%)	5.43	0.00	3.76	12.73	4.93
F (<40)	0	0	0	2	2
(%)	0.00	0.00	0.00	3.64	0.41
FA	7	0	4	1	12
(%)	3.80	0.00	2.15	1.82	2.46
Total Students	184	62	186	55	487

ENGINEERING GRAPHICS & DESIGN						
MECH 1052						
Letter Grade	BT	ChE	ME	CE	EE	Total
O (>89)	0	3	8	4	1	16
(%)	0.00	5.66	7.41	3.74	1.69	4.15
E (80-89)	2	16	14	9	6	47
(%)	3.39	30.19	12.96	8.41	10.17	12.18
A (70-79)	18	15	25	24	20	102
(%)	30.51	28.30	23.15	22.43	33.90	26.42
B (60-69)	16	6	23	24	12	81
(%)	27.12	11.32	21.30	22.43	20.34	20.98
C (50-59)	12	4	18	29	9	72
(%)	20.34	7.55	16.67	27.10	15.25	18.65
D (40-49)	9	7	19	13	7	55
(%)	15.25	13.21	17.59	12.15	11.86	14.25
F (<40)	2	2	1	1	4	10
(%)	3.39	3.77	0.93	0.93	6.78	2.59
FA	0	0	0	3	0	3
(%)	0.00	0.00	0.00	2.80	0.00	0.78
Total Students	59	53	108	107	59	386

RESULT ANALYSIS (B.TECH / THEORY & LAB PAPERS)
2nd YEAR, EVEN SEM-2019

Computer Science & Engineering
No. of students = 229

THEORY PAPERS

Paper Code & Percentage	O (>89)	E (80-89)	A (70-79)	B (60-69)	C (50-59)	D (40-49)	F (<40)	FA/FC
HMTS 2002 (%)	7	14	20	36	57	69	25	1
	3.06	6.11	8.73	15.72	24.89	30.13	10.92	0.44
PHYS 2001 (%)	10	19	24	41	39	65	24	7
	4.37	8.30	10.48	17.90	17.03	28.38	10.48	3.06
MATH 2201 (%)	15	24	26	31	44	56	29	4
	6.55	10.48	11.35	13.54	19.21	24.45	12.66	1.75
MATH 2202 (%)	13	30	32	44	39	42	27	2
	5.68	13.10	13.97	19.21	17.03	18.34	11.79	0.87
CSEN 2201 (%)	9	14	14	26	39	87	33	7
	3.93	6.11	6.11	11.35	17.03	37.99	14.41	3.06
CSEN 2203 (%)	13	19	37	45	51	36	20	8
	5.68	8.30	16.16	19.65	22.27	15.72	8.73	3.49

LAB PAPERS

Paper Code & Percentage	O (>89)	E (80-89)	A (70-79)	B (60-69)	C (50-59)	D (40-49)	F (<40)	FA
PHYS 2011 (%)	38	47	50	43	19	24	5	3
	16.59	20.52	21.83	18.78	8.30	10.48	2.18	1.31
MATH 2212 (%)	68	51	45	26	17	18	0	4
	29.69	22.27	19.65	11.35	7.42	7.86	0.00	1.75
CSEN 2211 (%)	38	41	52	37	28	28	1	4
	16.59	17.90	22.71	16.16	12.23	12.23	0.44	1.75
HMTS 2011 (%)	7	55	86	44	23	8	6	0
	3.06	24.02	37.55	19.21	10.04	3.49	2.62	0.00

Information Technology**No. of students = 63****THEORY PAPERS**

Paper Code & Percentage	O (>89)	E (80-89)	A (70-79)	B (60-69)	C (50-59)	D (40-49)	F (<40)	FA
HMTS 2002 (%)	0	0	1	11	15	32	3	1
	0.00	0.00	1.59	17.46	23.81	50.79	4.76	1.59
MATH 2203 (%)	0	0	8	12	15	16	10	2
	0.00	0.00	12.70	19.05	23.81	25.40	15.87	3.17
INFO 2201 (%)	2	6	20	13	13	8	0	1
	3.17	9.52	31.75	20.63	20.63	12.70	0.00	1.59
INFO 2202 (%)	0	6	12	7	13	17	6	2
	0.00	9.52	19.05	11.11	20.63	26.98	9.52	3.17
INFO 2203 (%)	7	14	9	7	6	13	6	1
	11.11	22.22	14.29	11.11	9.52	20.63	9.52	1.59
INFO 2204 (%)	1	5	9	19	6	14	8	1
	1.59	7.94	14.29	30.16	9.52	22.22	12.70	1.59

LAB PAPERS

Paper Code & Percentage	O (>89)	E (80-89)	A (70-79)	B (60-69)	C (50-59)	D (40-49)	F (<40)	FA
INFO 2212 (%)	0	0	1	11	15	32	3	1
	0	0	2	17	24	51	5	2
INFO 2214 (%)	15	12	17	11	5	1	1	1
	23.81	19.05	26.98	17.46	7.94	1.59	1.59	1.59
HMTS 2011 (%)	9	31	18	2	0	2	1	0
	14.29	49.21	28.57	3.17	0.00	3.17	1.59	0.00

Electronics & Communication Engineering

No. of students = 216

THEORY PAPERS

Paper Code & Percentage	O (>89)	E (80-89)	A (70-79)	B (60-69)	C (50-59)	D (40-49)	F (<40)	FA/FC
HMTS 2002 (%)	8	14	29	44	45	48	28	0
	3.70	6.48	13.43	20.37	20.83	22.22	12.96	0.00
PHYS 2001 (%)	19	25	35	34	42	40	20	1
	8.80	11.57	16.20	15.74	19.44	18.52	9.26	0.46
CHEM 2001 (%)	7	21	36	50	41	43	16	2
	3.24	9.72	16.67	23.15	18.98	19.91	7.41	0.93
ECEN 2201 (%)	0	7	18	25	49	81	35	1
	0.00	3.24	8.33	11.57	22.69	37.50	16.20	0.46
ECEN 2002 (%)	4	19	29	45	45	48	24	2
	1.85	8.80	13.43	20.83	20.83	22.22	11.11	0.93
ECEN 2203 (%)	7	22	29	33	48	60	16	1
	3.24	10.19	13.43	15.28	22.22	27.78	7.41	0.46
ECEN 2204 (%)	11	23	23	33	34	63	26	3
	5.09	10.65	10.65	15.28	15.74	29.17	12.04	1.39

LAB PAPERS

Paper Code & Percentage	O (>89)	E (80-89)	A (70-79)	B (60-69)	C (50-59)	D (40-49)	F (<40)	FA
PHYS 2011 (%)	52	56	41	29	21	17	0	0
	24.07	25.93	18.98	13.43	9.72	7.87	0.00	0.00
ECEN 2211 (%)	37	71	80	19	8	0	0	1
	17.13	32.87	37.04	8.80	3.70	0.00	0.00	0.46
ECEN 2012 (%)	48	97	54	16	1	0	0	0
	22.22	44.91	25.00	7.41	0.46	0.00	0.00	0.00
ECEN 2213 (%)	78	72	48	17	1	0	0	0
	36.11	33.33	22.22	7.87	0.46	0.00	0.00	0.00
HMTS 2011 (%)	24	70	78	29	9	3	3	0
	11.11	32.41	36.11	13.43	4.17	1.39	1.39	0.00

Biotechnology
No. of students = 53

THEORY PAPERS

Paper Code & Percentage	O (>89)	E (80-89)	A (70-79)	B (60-69)	C (50-59)	D (40-49)	F (<40)	FA
HMTS 2001 (%)	0	12	19	16	5	1	0	0
	0.00	22.64	35.85	30.19	9.43	1.89	0.00	0.00
MATH 2002 (%)	7	12	12	4	8	9	0	1
	13.21	22.64	22.64	7.55	15.09	16.98	0.00	1.89
BIOT 2201 (%)	11	14	6	5	6	6	4	1
	20.75	26.42	11.32	9.43	11.32	11.32	7.55	1.89
BIOT 2202 (%)	6	11	14	5	10	3	3	1
	11.32	20.75	26.42	9.43	18.87	5.66	5.66	1.89
BIOT 2203 (%)	1	10	10	9	9	10	3	1
	1.89	18.87	18.87	16.98	16.98	18.87	5.66	1.89
BIOT 2204 (%)	13	9	10	9	8	2	1	1
	24.53	16.98	18.87	16.98	15.09	3.77	1.89	1.89

LAB PAPERS

Paper Code & Percentage	O (>89)	E (80-89)	A (70-79)	B (60-69)	C (50-59)	D (40-49)	F (<40)	FA
MATH 2012 (%)	15	11	12	6	7	1	0	1
	28	21	23	11	13	2	0	2
BIOT 2211 (%)	26	16	6	3	2	0	0	0
	49.06	30.19	11.32	5.66	3.77	0.00	0.00	0.00
BIOT 2212 (%)	10	20	17	3	3	0	0	0
	18.87	37.74	32.08	5.66	5.66	0.00	0.00	0.00
BIOT 2214 (%)	0.00	21.00	20.00	7.00	5.00	0.00	0.00	0.00
	0.00	39.62	37.74	13.21	9.43	0.00	0.00	0.00
HMTS 2011 (%)	0.00	26.00	18.00	6.00	2.00	1.00	0.00	0.00
	0.00	49.06	33.96	11.32	3.77	1.89	0.00	0.00

Applied Electronics & Instrumentation Engineering

No. of students = 61

THEORY PAPERS

Paper Code & Percentage	O (>89)	E (80-89)	A (70-79)	B (60-69)	C (50-59)	D (40-49)	F (<40)	FA/FC
HMTS 2002 (%)	0	6	4	13	10	23	5	0
	0.00	9.84	6.56	21.31	16.39	37.70	8.20	0.00
PHYS 2001 (%)	1	4	4	16	13	15	7	1
	1.64	6.56	6.56	26.23	21.31	24.59	11.48	1.64
CHEM 2001 (%)	0	2	10	14	14	14	7	0
	0.00	3.28	16.39	22.95	22.95	22.95	11.48	0.00
AEIE 2201 (%)	5	5	13	11	9	13	5	0
	8.20	8.20	21.31	18.03	14.75	21.31	8.20	0.00
AEIE 2202 (%)	4	2	7	16	12	12	8	0
	6.56	3.28	11.48	26.23	19.67	19.67	13.11	0.00
AEIE 2203 (%)	1	0	9	6	23	14	8	0
	1.64	0.00	14.75	9.84	37.70	22.95	13.11	0.00

LAB PAPERS

Paper Code & Percentage	O (>89)	E (80-89)	A (70-79)	B (60-69)	C (50-59)	D (40-49)	F (<40)	FA
PHYS 2011 (%)	11	10	16	14	4	5	0	1
	18	16	26	23	7	8	0	2
AEIE 2211 (%)	9	41	10	0	0	0	0	1
	14.75	67.21	16.39	0.00	0.00	0.00	0.00	1.64
AEIE 2212 (%)	32	10	11	6	1	0	0	1
	52.46	16.39	18.03	9.84	1.64	0.00	0.00	1.64
HMTS 2011 (%)	3	27	23	6	0	1	1	0
	4.92	44.26	37.70	9.84	0.00	1.64	1.64	0.00

Chemical Engineering

No. of students = 64

THEORY PAPERS

Paper Code & Percentage	O (>89)	E (80-89)	A (70-79)	B (60-69)	C (50-59)	D (40-49)	F (<40)	FA
HMTS 2001 (%)	0	1	14	19	16	10	4	0
	0.00	1.56	21.88	29.69	25.00	15.63	6.25	0.00
CHEM 2201 (%)	1	6	10	12	12	16	7	0
	1.56	9.38	15.63	18.75	18.75	25.00	10.94	0.00
CSEN 2206 (%)	3	8	5	12	14	15	7	0
	4.69	12.50	7.81	18.75	21.88	23.44	10.94	0.00
CHEN 2201 (%)	5	11	9	10	8	12	9	0
	7.81	17.19	14.06	15.63	12.50	18.75	14.06	0.00
CHEN 2202 (%)	1	6	2	9	9	28	9	0
	1.56	9.38	3.13	14.06	14.06	43.75	14.06	0.00
CHEN 2203 (%)	0	2	6	10	18	19	9	0
	0.00	3.13	9.38	15.63	28.13	29.69	14.06	0.00

LAB PAPERS

Paper Code & Percentage	O (>89)	E (80-89)	A (70-79)	B (60-69)	C (50-59)	D (40-49)	F (<40)	FA
CSEN 2211 (%)	23	11	11	16	3	0	0	0
	35.94	17.19	17.19	25.00	4.69	0.00	0.00	0.00
CHEN 2211 (%)	14	23	24	3	0	0	0	0
	21.88	35.94	37.50	4.69	0.00	0.00	0.00	0.00
HMTS 2011 (%)	0	17	37	8	2	0	0	0
	0.00	26.56	57.81	12.50	3.13	0.00	0.00	0.00

Mechanical Engineering

No. of students = 141

THEORY PAPERS

Paper Code & Percentage	O (>89)	E (80-89)	A (70-79)	B (60-69)	C (50-59)	D (40-49)	F (<40)	FA
HMTS 2001 (%)	16	19	36	30	22	13	5	0
	11.35	13.48	25.53	21.28	15.60	9.22	3.55	0.00
CHEM 2001 (%)	1	11	22	29	38	20	18	2
	0.71	7.80	15.60	20.57	26.95	14.18	12.77	1.42
MATH 2001 (%)	8	15	19	20	23	35	17	4
	5.67	10.64	13.48	14.18	16.31	24.82	12.06	2.84
MATH 2002 (%)	14	20	26	23	30	21	6	1
	9.93	14.18	18.44	16.31	21.28	14.89	4.26	0.71
MECH 2201 (%)	6	31	17	24	18	26	15	4
	4.26	21.99	12.06	17.02	12.77	18.44	10.64	2.84
MECH 2202 (%)	6	7	19	25	35	30	17	2
	4.26	4.96	13.48	17.73	24.82	21.28	12.06	1.42
MECH 2203 (%)	2	7	42	32	31	18	6	3
	1.42	4.96	29.79	22.70	21.99	12.77	4.26	2.13

LAB PAPERS

Paper Code & Percentage	O (>89)	E (80-89)	A (70-79)	B (60-69)	C (50-59)	D (40-49)	F (<40)	FA
MATH 2012 (%)	18	21	47	27	20	4	0	4
	13	15	33	19	14	3	0	3
MECH 2211 (%)	4	17	30	41	21	17	8	3
	2.84	12.06	21.28	29.08	14.89	12.06	5.67	2.13
MECH 2212 (%)	19	43	44	23	6	3	1	2
	13.48	30.50	31.21	16.31	4.26	2.13	0.71	1.42
MECH 2213 (%)	10	43	42	19	16	6	3	2
	7.09	30.50	29.79	13.48	11.35	4.26	2.13	1.42
MECH 2214 (%)	2	38	50	32	13	3	1	2
	1.42	26.95	35.46	22.70	9.22	2.13	0.71	1.42

Civil Engineering
No. of students = 142
THEORY PAPERS

Paper Code & Percentage	O (>89)	E (80-89)	A (70-79)	B (60-69)	C (50-59)	D (40-49)	F (<40)	FA/FC
HMTS 2001 (%)	4	15	26	39	21	26	8	3
	2.82	10.56	18.31	27.46	14.79	18.31	5.63	2.11
MATH 2002 (%)	7	21	23	28	21	25	17	0
	4.93	14.79	16.20	19.72	14.79	17.61	11.97	0.00
CIVL 2201 (%)	22	15	14	22	28	31	10	0
	15.49	10.56	9.86	15.49	19.72	21.83	7.04	0.00
CIVL 2202 (%)	1	9	14	23	27	57	10	1
	0.70	6.34	9.86	16.20	19.01	40.14	7.04	0.70
CIVL 2203 (%)	3	23	38	29	17	22	7	3
	2.11	16.20	26.76	20.42	11.97	15.49	4.93	2.11
CIVL 2204 (%)	2	16	17	26	29	34	15	3
	1.41	11.27	11.97	18.31	20.42	23.94	10.56	2.11

LAB PAPERS

Paper Code & Percentage	O (>89)	E (80-89)	A (70-79)	B (60-69)	C (50-59)	D (40-49)	F (<40)	FA
MATH 2012 (%)	22	44	34	30	11	0	0	1
	15.49	30.99	23.94	21.13	7.75	0.00	0.00	0.70
CIVL 2211 (%)	29	30	34	26	17	5	0	1
	20.42	21.13	23.94	18.31	11.97	3.52	0.00	0.70
CIVL 2212 (%)	28	70	16	15	9	1	3	0
	19.72	49.30	11.27	10.56	6.34	0.70	2.11	0.00
CIVL 2221 (%)	25	38	37	38	2	0	2	0
	17.61	26.76	26.06	26.76	1.41	0.00	1.41	0.00
CIVL 2222 (%)	53	30	25	27	5	1	1	0
	37.32	21.13	17.61	19.01	3.52	0.70	0.70	0.00

Electrical Engineering

No. of students = 75

THEORY PAPERS

Paper Code & Percentage	O (>89)	E (80-89)	A (70-79)	B (60-69)	C (50-59)	D (40-49)	F (<40)	FA
HMETS 2001 (%)	0	13	20	21	11	6	1	3
	0.00	17.33	26.67	28.00	14.67	8.00	1.33	4.00
CHEM 2001 (%)	3	12	13	22	13	8	2	2
	4.00	16.00	17.33	29.33	17.33	10.67	2.67	2.67
MATH 2002 (%)	10	13	16	9	14	9	2	2
	13.33	17.33	21.33	12.00	18.67	12.00	2.67	2.67
ELEC 2201 (%)	6	8	10	10	13	16	9	3
	8.00	10.67	13.33	13.33	17.33	21.33	12.00	4.00
ELEC 2202 (%)	1	5	12	16	15	15	8	3
	1.33	6.67	16.00	21.33	20.00	20.00	10.67	4.00
ELEC 2203 (%)	3	7	8	18	12	14	10	3
	4.00	9.33	10.67	24.00	16.00	18.67	13.33	4.00

LAB PAPERS

Paper Code & Percentage	O (>89)	E (80-89)	A (70-79)	B (60-69)	C (50-59)	D (40-49)	F (<40)	FA
MATH 2012 (%)	22	21	20	8	2	0	2	0
	29.33	28.00	26.67	10.67	2.67	0.00	2.67	0.00
ELEC 2211 (%)	23	23	16	4	5	1	1	2
	30.67	30.67	21.33	5.33	6.67	1.33	1.33	2.67
ELEC 2212 (%)	6	26	24	12	2	1	2	2
	8.00	34.67	32.00	16.00	2.67	1.33	2.67	2.67
ELEC 2213 (%)	1	15	19	25	6	6	3	0
	1.33	20.00	25.33	33.33	8.00	8.00	4.00	0.00

RESULT ANALYSIS (B.TECH / THEORY & LAB PAPERS)

3rd YEAR, EVEN SEM-2019

Computer Science & Engineering

No. of students = 227

THEORY PAPERS

Paper Code & Percentage	O (>89)	E (80-89)	A (70-79)	B (60-69)	C (50-59)	D (40-49)	F (<40)	FA
HMTS 3201 (%)	1	29	55	54	45	23	15	5
	0.44	12.78	24.23	23.79	19.82	10.13	6.61	2.20
CSEN 3201 (%)	4	12	23	44	41	55	44	4
	1.76	5.29	10.13	19.38	18.06	24.23	19.38	1.76
CSEN 3202 (%)	14	60	54	52	29	10	4	4
	6.17	26.43	23.79	22.91	12.78	4.41	1.76	1.76
ELEC 3001 (%)	5	26	30	46	47	39	31	3
	2.20	11.45	13.22	20.26	20.70	17.18	13.66	1.32
CSEN 3281/82/83 (%)	19	39	45	34	25	48	11	6
	8.37	17.18	19.82	14.98	11.01	21.15	4.85	2.64

LAB PAPERS

Paper Code & Percentage	O (>89)	E (80-89)	A (70-79)	B (60-69)	C (50-59)	D (40-49)	F (<40)	FA
CSEN 3211 (%)	70	69	43	17	10	15	0	3
	30.84	30.40	18.94	7.49	4.41	6.61	0.00	1.32
CSEN 3212 (%)	72	65	35	14	14	22	2	3
	31.72	28.63	15.42	6.17	6.17	9.69	0.88	1.32
CSEN 3213 (%)	63	66	29	34	21	11	0	3
	27.75	29.07	12.78	14.98	9.25	4.85	0.00	1.32
CSEN 3286/87/88 (%)	47	39	36	29	24	44	6	2
	20.70	17.18	15.86	12.78	10.57	19.38	2.64	0.88
CSEN 3297 (%)	74	62	40	33	12	0	0	6
	32.60	27.31	17.62	14.54	5.29	0.00	0.00	2.64
HMTS 3221 (%)	0	16	63	70	38	33	3	4
	0.00	7.05	27.75	30.84	16.74	14.54	1.32	1.76

Information Technology

No. of students = 62

THEORY PAPERS

Paper Code & Percentage	O (>89)	E (80-89)	A (70-79)	B (60-69)	C (50-59)	D (40-49)	F (<40)	FA/FC
HMTS 3201 (%)	0	3	19	19	10	7	1	3
	0.00	4.84	30.65	30.65	16.13	11.29	1.61	4.84
INFO 3201 (%)	9	15	14	9	4	7	1	3
	14.52	24.19	22.58	14.52	6.45	11.29	1.61	4.84
INFO 3202 (%)	0	11	5	11	13	11	7	4
	0.00	17.74	8.06	17.74	20.97	17.74	11.29	6.45
INFO 3203 (%)	3	15	18	7	7	4	5	3
	4.84	24.19	29.03	11.29	11.29	6.45	8.06	4.84
INFO 3231 (%)	1	2	7	19	14	11	5	3
	1.61	3.23	11.29	30.65	22.58	17.74	8.06	4.84
INFO 3242/43 (%)	12	16	4	10	5	5	7	3
	19.35	25.81	6.45	16.13	8.06	8.06	11.29	4.84

LAB PAPERS

Paper Code & Percentage	O (>89)	E (80-89)	A (70-79)	B (60-69)	C (50-59)	D (40-49)	F (<40)	FA/FC
INFO 3211 (%)	17	19	10	5	7	0	0	4
	27.42	30.65	16.13	8.06	11.29	0.00	0.00	6.45
INFO 3212 (%)	32	0	3	4	6	9	5	3
	51.61	0.00	4.84	6.45	9.68	14.52	8.06	4.84
INFO 3213 (%)	18	12	6	10	4	9	1	2
	29.03	19.35	9.68	16.13	6.45	14.52	1.61	3.23
INFO 3236 (%)	15	13	8	15	5	2	0	4
	24.19	20.97	12.90	24.19	8.06	3.23	0.00	6.45
INFO 3221 (%)	22	26	11	0	2	0	0	1
	35.48	41.94	17.74	0.00	3.23	0.00	0.00	1.61
HMTS 3221 (%)	0	15	23	14	9	1	0	0
	0.00	24.19	37.10	22.58	14.52	1.61	0.00	0.00

Electronics & Communication Engineering

No. of students = 211

THEORY PAPERS

Paper Code & Percentage	O (>89)	E (80-89)	A (70-79)	B (60-69)	C (50-59)	D (40-49)	F (<40)	FA/FC
HMTS 3201 (%)	4	30	47	53	36	32	8	1
	1.90	14.22	22.27	25.12	17.06	15.17	3.79	0.47
CSEN 3004 (%)	15	37	24	23	41	39	30	2
	7.11	17.54	11.37	10.90	19.43	18.48	14.22	0.95
ECEN 3201 (%)	8	24	45	44	33	27	29	1
	3.79	11.37	21.33	20.85	15.64	12.80	13.74	0.47
ECEN 3202 (%)	7	22	47	41	42	28	23	1
	3.32	10.43	22.27	19.43	19.91	13.27	10.90	0.47
ECEN 3231 / 3234 (%)	12	47	56	39	26	15	13	3
	5.69	22.27	26.54	18.48	12.32	7.11	6.16	1.42
ECEN 3241 (%)	14	39	38	43	32	24	19	2
	6.64	18.48	18.01	20.38	15.17	11.37	9.00	0.95

LAB PAPERS

Paper Code & Percentage	O (>89)	E (80-89)	A (70-79)	B (60-69)	C (50-59)	D (40-49)	F (<40)	FA/FC
ECEN 3211 (%)	72	43	47	30	17	0	0	2
	34.12	20.38	22.27	14.22	8.06	0.00	0.00	0.95
ECEN 3212 (%)	62	81	42	19	5	0	0	2
	29.38	38.39	19.91	9.00	2.37	0.00	0.00	0.95
CSEN 3014 (%)	56	36	63	31	10	13	0	2
	26.54	17.06	29.86	14.69	4.74	6.16	0.00	0.95
HMTS 3221 (%)	8	36	62	65	23	16	1	0
	3.79	17.06	29.38	30.81	10.90	7.58	0.47	0.00
ECEN 3221 (%)	66	88	38	12	7	0	0	0
	31.28	41.71	18.01	5.69	3.32	0.00	0.00	0.00
ECEN 3222 (%)	72	104	25	9	1	0	0	0
	34.12	49.29	11.85	4.27	0.47	0.00	0.00	0.00

Biotechnology
No. of students = 49

THEORY PAPERS

Paper Code & Percentage	O (>89)	E (80-89)	A (70-79)	B (60-69)	C (50-59)	D (40-49)	F (<40)	FA/FC
HMETS 3201 (%)	0	8	10	15	7	7	2	0
	0.00	16.33	20.41	30.61	14.29	14.29	4.08	0.00
CSEN 3205 (%)	1	5	9	12	13	6	3	0
	2.04	10.20	18.37	24.49	26.53	12.24	6.12	0.00
BIOT 3201 (%)	20	7	9	6	2	4	1	0
	40.82	14.29	18.37	12.24	4.08	8.16	2.04	0.00
BIOT 3202 (%)	13	12	9	6	6	1	2	0
	26.53	24.49	18.37	12.24	12.24	2.04	4.08	0.00
BIOT 3203 (%)	4	4	7	11	11	5	7	0
	8.16	8.16	14.29	22.45	22.45	10.20	14.29	0.00
BIOT 3241 /3242 /3244 (%)	5	9	13	9	8	3	2	0
	10.20	18.37	26.53	18.37	16.33	6.12	4.08	0.00

LAB PAPERS

Paper Code & Percentage	O (>89)	E (80-89)	A (70-79)	B (60-69)	C (50-59)	D (40-49)	F (<40)	FA/FC
BIOT 3211 (%)	13	26	10	0	0	0	0	0
	26.53	53.06	20.41	0.00	0.00	0.00	0.00	0.00
BIOT 3212 (%)	31	11	3	3	1	0	0	0
	63.27	22.45	6.12	6.12	2.04	0.00	0.00	0.00
BIOT 3213 (%)	7	27	11	2	2	0	0	0
	14.29	55.10	22.45	4.08	4.08	0.00	0.00	0.00
CSEN 3215 (%)	24	5	9	4	3	4	6	0
	48.98	10.20	18.37	8.16	6.12	8.16	12.24	0.00
HMETS 3221 (%)	0	19	23	5	2	0	0	0
	0.00	38.78	46.94	10.20	4.08	0.00	0.00	0.00
BIOT 3222 (%)	14	21	11	3	0	0	0	0
	28.57	42.86	22.45	6.12	0.00	0.00	0.00	0.00

Applied Electronics & Instrumentation Engineering

No. of students = 68

THEORY PAPERS

Paper Code & Percentage	O (>89)	E (80-89)	A (70-79)	B (60-69)	C (50-59)	D (40-49)	F (<40)	FA/FC
HMTS 3201 (%)	0	4	8	17	14	16	9	0
	0.00	5.88	11.76	25.00	20.59	23.53	13.24	0.00
AEIE 3201 (%)	3	12	12	17	9	7	8	0
	4.41	17.65	17.65	25.00	13.24	10.29	11.76	0.00
AEIE 3202 (%)	11	14	8	10	13	9	3	0
	16.18	20.59	11.76	14.71	19.12	13.24	4.41	0.00
AEIE 3203 (%)	13	12	15	12	8	7	1	0
	19.12	17.65	22.06	17.65	11.76	10.29	1.47	0.00
AEIE 3231 / 3233 (%)	6	22	20	10	8	2	0	0
	8.82	32.35	29.41	14.71	11.76	2.94	0.00	0.00
AEIE 3241 / 3242 (%)	15	24	9	9	9	2	0	0
	22.06	35.29	13.24	13.24	13.24	2.94	0.00	0.00

LAB PAPERS

Paper Code & Percentage	O (>89)	E (80-89)	A (70-79)	B (60-69)	C (50-59)	D (40-49)	F (<40)	FA/FC
AEIE 3211 (%)	11	32	18	7	0	0	0	0
	16.18	47.06	26.47	10.29	0.00	0.00	0.00	0.00
AEIE 3212 (%)	30	26	12	0	0	0	0	0
	44.12	38.24	17.65	0.00	0.00	0.00	0.00	0.00
AEIE 3213 (%)	24	17	11	6	10	0	0	0
	35.29	25.00	16.18	8.82	14.71	0.00	0.00	0.00
AEIE 3221 (%)	47	21	0	0	0	0	0	0
	69.12	30.88	0.00	0.00	0.00	0.00	0.00	0.00
HMTS 3221 (%)	0	7	28	21	8	3	1	0
	0.00	10.29	41.18	30.88	11.76	4.41	1.47	0.00

Chemical Engineering

No. of students = 69

THEORY PAPERS

Paper Code & Percentage	O (>89)	E (80-89)	A (70-79)	B (60-69)	C (50-59)	D (40-49)	F (<40)	FA/FC
HMTS 3201 (%)	1	7	16	12	13	9	10	1
	1.45	10.14	23.19	17.39	18.84	13.04	14.49	1.45
CHEN 3201 (%)	4	17	7	11	10	9	11	0
	5.80	24.64	10.14	15.94	14.49	13.04	15.94	0.00
CHEN 3202 (%)	18	8	11	13	3	10	6	0
	26.09	11.59	15.94	18.84	4.35	14.49	8.70	0.00
CHEN 3203 (%)	13	7	12	9	12	10	6	0
	18.84	10.14	17.39	13.04	17.39	14.49	8.70	0.00
CHEN 3204 (%)	4	12	8	10	10	11	14	0
	5.80	17.39	11.59	14.49	14.49	15.94	20.29	0.00
CHEN 3231 / 3232 / 3233 (%)	10	10	11	9	10	6	13	0
	14.49	14.49	15.94	13.04	14.49	8.70	18.84	0.00

LAB PAPERS

Paper Code & Percentage	O (>89)	E (80-89)	A (70-79)	B (60-69)	C (50-59)	D (40-49)	F (<40)	FA/FC
CHEN 3211 (%)	5	14	21	18	9	2	0	0
	7.25	20.29	30.43	26.09	13.04	2.90	0.00	0.00
CHEN 3212 (%)	15	19	19	2	7	4	3	0
	21.74	27.54	27.54	2.90	10.14	5.80	4.35	0.00
HMTS 3221 (%)	0	12	25	20	8	3	1	0
	0.00	17.39	36.23	28.99	11.59	4.35	1.45	0.00
CHEN 3221 (%)	2	27	33	6	1	0	0	0
	2.90	39.13	47.83	8.70	1.45	0.00	0.00	0.00

Mechanical Engineering

No. of students = 141

THEORY PAPERS

Paper Code & Percentage	O (>89)	E (80-89)	A (70-79)	B (60-69)	C (50-59)	D (40-49)	F (<40)	FA/FC
HMTS 3201 (%)	0	6	20	39	31	33	9	3
	0.00	4.26	14.18	27.66	21.99	23.40	6.38	2.13
CSEN 3206 (%)	2	12	8	24	28	52	13	2
	1.42	8.51	5.67	17.02	19.86	36.88	9.22	1.42
MECH 3201 (%)	7	10	15	26	37	29	10	7
	4.96	7.09	10.64	18.44	26.24	20.57	7.09	4.96
MECH 3202 (%)	9	15	28	35	17	20	10	7
	6.38	10.64	19.86	24.82	12.06	14.18	7.09	4.96
MECH 3251 / 3252 / 3253 (%)	5	13	23	29	28	29	7	7
	3.55	9.22	16.31	20.57	19.86	20.57	4.96	4.96
MECH 3261 / 3262 / 3263 / 3264 (%)	9	27	38	19	21	17	3	7
	6.38	19.15	26.95	13.48	14.89	12.06	2.13	4.96

LAB PAPERS

Paper Code & Percentage	O (>89)	E (80-89)	A (70-79)	B (60-69)	C (50-59)	D (40-49)	F (<40)	FA/FC
MECH 3211 (%)	5	34	31	29	20	15	3	4
	3.55	24.11	21.99	20.57	14.18	10.64	2.13	2.84
MECH 3212 (%)	9	27	41	25	20	15	0	4
	6.38	19.15	29.08	17.73	14.18	10.64	0.00	2.84
CSEN 3216 (%)	12	22	21	28	30	18	5	5
	8.51	15.60	14.89	19.86	21.28	12.77	3.55	3.55
MECH 3256 / 3257 / 3258 (%)	10	24	29	34	23	15	2	4
	7.09	17.02	20.57	24.11	16.31	10.64	1.42	2.84
HMTS 3221 (%)	0	12	30	34	36	25	0	4
	0.00	8.51	21.28	24.11	25.53	17.73	0.00	2.84
MECH 3221 (%)	25	53	38	11	0	9	1	4
	17.73	37.59	26.95	7.80	0.00	6.38	0.71	2.84

Civil Engineering
No. of students = 139
THEORY PAPERS

Paper Code & Percentage	O (>89)	E (80-89)	A (70-79)	B (60-69)	C (50-59)	D (40-49)	F (<40)	FA/FC
HMTS 3201	0	3	15	35	35	33	14	4
(%)	0.00	2.16	10.79	25.18	25.18	23.74	10.07	2.88
CSEN 3206	1	9	18	15	26	41	25	4
(%)	0.72	6.47	12.95	10.79	18.71	29.50	17.99	2.88
CIVL 3201	27	20	20	25	19	10	14	4
(%)	19.42	14.39	14.39	17.99	13.67	7.19	10.07	2.88
CIVL 3202	0	6	11	23	42	41	12	4
(%)	0.00	4.32	7.91	16.55	30.22	29.50	8.63	2.88
CIVL 3203	22	21	27	24	18	7	16	4
(%)	15.83	15.11	19.42	17.27	12.95	5.04	11.51	2.88
CIVL 3231	13	22	33	27	23	11	1	9
(%)	9.35	15.83	23.74	19.42	16.55	7.91	0.72	6.47

LAB PAPERS

Paper Code & Percentage	O (>89)	E (80-89)	A (70-79)	B (60-69)	C (50-59)	D (40-49)	F (<40)	FA/FC
CIVL 3211	16	21	28	25	21	27	0	1
(%)	11.51	15.11	20.14	17.99	15.11	19.42	0.00	0.72
CIVL 3212	20	36	38	21	16	3	4	1
(%)	14.39	25.90	27.34	15.11	11.51	2.16	2.88	0.72
CSEN 3216	34	26	37	19	16	1	1	5
(%)	24.46	18.71	26.62	13.67	11.51	0.72	0.72	3.60
HMTS 3221	1	14	38	34	23	27	1	1
(%)	0.72	10.07	27.34	24.46	16.55	19.42	0.72	0.72
CIVL 3221	14	28	22	30	17	22	5	1
(%)	10.07	20.14	15.83	21.58	12.23	15.83	3.60	0.72

Electrical Engineering**No. of students = 70****THEORY PAPERS**

Paper Code & Percentage	O (>89)	E (80-89)	A (70-79)	B (60-69)	C (50-59)	D (40-49)	F (<40)	FA/FC
HMTS 3201 (%)	1	5	11	26	17	7	2	1
	1.43	7.14	15.71	37.14	24.29	10.00	2.86	1.43
ELEC 3201 (%)	8	9	15	7	16	9	5	1
	11.43	12.86	21.43	10.00	22.86	12.86	7.14	1.43
ELEC 3202 (%)	2	5	12	13	14	14	9	1
	2.86	7.14	17.14	18.57	20.00	20.00	12.86	1.43
ELEC 3203 (%)	5	15	11	12	7	13	6	1
	7.14	21.43	15.71	17.14	10.00	18.57	8.57	1.43
ELEC 3204 (%)	7	5	13	12	19	8	3	3
	10.00	7.14	18.57	17.14	27.14	11.43	4.29	4.29
ELEC 3231 (%)	2	3	8	16	16	15	8	2
	2.86	4.29	11.43	22.86	22.86	21.43	11.43	2.86

LAB PAPERS

Paper Code & Percentage	O (>89)	E (80-89)	A (70-79)	B (60-69)	C (50-59)	D (40-49)	F (<40)	FA/FC
ELEC 3211 (%)	13	25	19	7	2	2	1	1
	18.57	35.71	27.14	10.00	2.86	2.86	1.43	1.43
ELEC 3212 (%)	16	26	16	6	3	1	1	1
	22.86	37.14	22.86	8.57	4.29	1.43	1.43	1.43
ELEC 3213 (%)	9	18	19	8	4	9	2	1
	12.86	25.71	27.14	11.43	5.71	12.86	2.86	1.43
ELEC 3214 (%)	11	13	15	18	8	3	1	1
	15.71	18.57	21.43	25.71	11.43	4.29	1.43	1.43
HMTS 3221 (%)	0	0	20	29	12	8	0	1
	0.00	0.00	28.57	41.43	17.14	11.43	0.00	1.43

RESULT ANALYSIS (B.TECH / THEORY & LAB PAPERS)**4th YEAR, EVEN SEM-2019****Computer Science & Engineering****No. of students = 223****THEORY PAPERS**

Paper Code & Percentage	O (>89)	E (80-89)	A (70-79)	B (60-69)	C (50-59)	D (40-49)	F (<40)	FA
HMTS 4201 (%)	5	41	51	62	38	22	3	1
	2.24	18.39	22.87	27.80	17.04	9.87	1.35	0.45
CSEN 4244 / 4245 / 4246 (%)	23	24	45	60	46	23	0	2
	10.31	10.76	20.18	26.91	20.63	10.31	0.00	0.90
CSEN 4262 / 4263 / 4264 (%)	21	28	35	40	39	42	15	3
	9.42	12.56	15.70	17.94	17.49	18.83	6.73	1.35
BIOT4281 / ECEN 4283 / MATH 4281 / MATH4282 (%)	24	57	74	40	14	10	2	2
	10.76	25.56	33.18	17.94	6.28	4.48	0.90	0.90

LAB PAPERS

Paper Code & Percentage	O (>89)	E (80-89)	A (70-79)	B (60-69)	C (50-59)	D (40-49)	F (<40)	FA
CSEN 4272 / 4273 / 4274 (%)	56	52	30	37	27	14	1	6
	25.11	23.32	13.45	16.59	12.11	6.28	0.45	2.69
CSEN 4231 (%)	51	71	53	29	14	3	1	1
	22.87	31.84	23.77	13.00	6.28	1.35	0.45	0.45
CSEN 4291 (%)	61	85	50	14	5	3	4	1
	27.35	38.12	22.42	6.28	2.24	1.35	1.79	0.45

Information Technology**No. of students = 63****THEORY PAPERS**

Paper Code & Percentage	O (>89)	E (80-89)	A (70-79)	B (60-69)	C (50-59)	D (40-49)	F (<40)	FA
HMTS 4201 (%)	1	2	3	30	22	4	1	0
	1.59	3.17	4.76	47.62	34.92	6.35	1.59	0.00
INFO 4243 (%)	2	10	18	13	13	6	1	0
	3.17	15.87	28.57	20.63	20.63	9.52	1.59	0.00
AEIE 4282 / BIOT 4281 / MATH 4281 (%)	2	23	16	12	5	3	2	0
	3.17	36.51	25.40	19.05	7.94	4.76	3.17	0.00

LAB PAPERS

Paper Code & Percentage	O (>89)	E (80-89)	A (70-79)	B (60-69)	C (50-59)	D (40-49)	F (<40)	FA
INFFO 4231 (%)	1	13	10	15	13	10	0	1
	1.59	20.63	15.87	23.81	20.63	15.87	0.00	1.59
INFO 4291 (%)	16	22	16	5	3	0	0	1
	25.40	34.92	25.40	7.94	4.76	0.00	0.00	1.59

Electronics & Communication Engineering

No. of students = 213

THEORY PAPERS

Paper Code & Percentage	O (>89)	E (80-89)	A (70-79)	B (60-69)	C (50-59)	D (40-49)	F (<40)	FA
HMTS 4201 (%)	2	22	31	75	49	25	8	1
	0.94	10.33	14.55	35.21	23.00	11.74	3.76	0.47
ECEN 4241 / 4243 (%)	8	40	71	49	30	14	0	1
	3.76	18.78	33.33	23.00	14.08	6.57	0.00	0.47
BIOT 4282/ CSEN4281/ CSEN4282/ INFO4281/ INFO4282/ MATH 4282 (%)	10	32	68	42	36	20	4	1
	4.69	15.02	31.92	19.72	16.90	9.39	1.88	0.47

LAB PAPERS

Paper Code & Percentage	O (>89)	E (80-89)	A (70-79)	B (60-69)	C (50-59)	D (40-49)	F (<40)	FA
ECEN 4231 (%)	26	50	75	56	5	0	0	1
	12.21	23.47	35.21	26.29	2.35	0.00	0.00	0.47
ECEN 4291 (%)	124	55	28	5	0	0	1	0
	58.22	25.82	13.15	2.35	0.00	0.00	0.47	0.00

Biotechnology
No. of students = 58

THEORY PAPERS

Paper Code & Percentage	O (>89)	E (80-89)	A (70-79)	B (60-69)	C (50-59)	D (40-49)	F (<40)	FA
HMTS 4203 (%)	5	10	22	16	4	1	0	0
	8.62	17.24	37.93	27.59	6.90	1.72	0.00	0.00
BIOT 4241 / 4242 / 4246 (%)	3	12	13	11	10	8	1	0
	5.17	20.69	22.41	18.97	17.24	13.79	1.72	0.00
CHEN4281 / CHEN 4282 (%)	3	8	15	19	6	6	1	0
	5.17	13.79	25.86	32.76	10.34	10.34	1.72	0.00

LAB PAPERS

Paper Code & Percentage	O (>89)	E (80-89)	A (70-79)	B (60-69)	C (50-59)	D (40-49)	F (<40)	FA
BIOT 4231 (%)	10	21	12	14	1	0	0	0
	17.24	36.21	20.69	24.14	1.72	0.00	0.00	0.00
BIOT 4291 (%)	35	11	5	3	2	2	0	0
	60.34	18.97	8.62	5.17	3.45	3.45	0.00	0.00

Applied Electronics & Instrumentation Engineering

No. of students = 67

THEORY PAPERS

Paper Code & Percentage	O (>89)	E (80-89)	A (70-79)	B (60-69)	C (50-59)	D (40-49)	F (<40)	FA
HMTS 4201 (%)	1	6	12	17	18	8	1	4
	1.49	8.96	17.91	25.37	26.87	11.94	1.49	5.97
AEIE 4241 / 4243 (%)	5	16	17	10	13	4	0	2
	7.46	23.88	25.37	14.93	19.40	5.97	0.00	2.99
BIOT4281/ CSEN4281/ ECEN4281/ INFO4281 (%)	5	18	18	10	9	3	0	4
	7.46	26.87	26.87	14.93	13.43	4.48	0.00	5.97

LAB PAPERS

Paper Code & Percentage	O (>89)	E (80-89)	A (70-79)	B (60-69)	C (50-59)	D (40-49)	F (<40)	FA
AEIE 4231 (%)	21	38	8	0	0	0	0	0
	31.34	56.72	11.94	0.00	0.00	0.00	0.00	0.00
AEIE 4232 (%)	42	16	9	0	0	0	0	0
	62.69	23.88	13.43	0.00	0.00	0.00	0.00	0.00
AEIE 4291 (%)	20	47	0	0	0	0	0	0
	29.85	70.15	0.00	0.00	0.00	0.00	0.00	0.00

Chemical Engineering**No. of students = 72****THEORY PAPERS**

Paper Code & Percentage	O (>89)	E (80-89)	A (70-79)	B (60-69)	C (50-59)	D (40-49)	F (<40)	FA
HMTS 4201 (%)	0	8	15	22	15	7	5	0
	0.00	11.11	20.83	30.56	20.83	9.72	6.94	0.00
CHEN4242 / 4243 / 4244 (%)	2	7	19	20	15	9	0	0
	2.78	9.72	26.39	27.78	20.83	12.50	0.00	0.00
AEIE4282 / BIOT4281 / MECH4281 (%)	3	8	4	14	25	16	2	0
	4.17	11.11	5.56	19.44	34.72	22.22	2.78	0.00

LAB PAPERS

Paper Code & Percentage	O (>89)	E (80-89)	A (70-79)	B (60-69)	C (50-59)	D (40-49)	F (<40)	FA
CHEN 4221 (%)	7	45	17	2	0	0	0	1
	9.72	62.50	23.61	2.78	0.00	0.00	0.00	1.39
CHEN 4231 (%)	5	13	19	24	10	0	0	1
	6.94	18.06	26.39	33.33	13.89	0.00	0.00	1.39
CHEN 4291 (%)	12	37	18	4	0	0	0	1
	16.67	51.39	25.00	5.56	0.00	0.00	0.00	1.39

Mechanical Engineering**No. of students = 137****THEORY PAPERS**

Paper Code & Percentage	O (>89)	E (80-89)	A (70-79)	B (60-69)	C (50-59)	D (40-49)	F (<40)	FA
HMTS 4202 (%)	5	26	29	44	20	12	1	0
	3.65	18.98	21.17	32.12	14.60	8.76	0.73	0.00
AEIE 4282 / CIVL4283 (%)	9	30	39	14	20	20	5	0
	6.57	21.90	28.47	10.22	14.60	14.60	3.65	0.00

LAB PAPERS

Paper Code & Percentage	O (>89)	E (80-89)	A (70-79)	B (60-69)	C (50-59)	D (40-49)	F (<40)	FA
MECH 4211 (%)	2	23	36	38	30	8	0	0
	1.46	16.79	26.28	27.74	21.90	5.84	0.00	0.00
MECH 4221 (%)	27	49	35	24	2	0	0	0
	19.71	35.77	25.55	17.52	1.46	0.00	0.00	0.00
MECH 4231 (%)	17	28	46	38	8	0	0	0
	12.41	20.44	33.58	27.74	5.84	0.00	0.00	0.00
MECH 4291 (%)	51	51	24	8	3	0	0	0
	37.23	37.23	17.52	5.84	2.19	0.00	0.00	0.00

Civil Engineering
No. of students = 135
THEORY PAPERS

Paper Code & Percentage	O (>89)	E (80-89)	A (70-79)	B (60-69)	C (50-59)	D (40-49)	F (<40)	FA/FC
HMTS 4201 (%)	1	10	28	40	31	14	8	3
	0.74	7.41	20.74	29.63	22.96	10.37	5.93	2.22
CIVL 4201 (%)	12	50	45	17	8	1	2	0
	8.89	37.04	33.33	12.59	5.93	0.74	1.48	0.00
CIVL 4242 (%)	9	38	54	24	8	1	1	0
	6.67	28.15	40.00	17.78	5.93	0.74	0.74	0.00
BIOT4282 / CHEN4282/ MECH4281 (%)	8	25	36	28	29	6	3	0
	5.93	18.52	26.67	20.74	21.48	4.44	2.22	0.00

LAB PAPERS

Paper Code & Percentage	O (>89)	E (80-89)	A (70-79)	B (60-69)	C (50-59)	D (40-49)	F (<40)	FA
CIVL 4231 (%)	27	43	28	22	7	6	0	2
	20.00	31.85	20.74	16.30	5.19	4.44	0.00	1.48
CIVL 4291 (%)	50	38	27	12	6	1	0	1
	37.04	28.15	20.00	8.89	4.44	0.74	0.00	0.74

Electrical Engineering

No. of students = 66

THEORY PAPERS

Paper Code & Percentage	O (>89)	E (80-89)	A (70-79)	B (60-69)	C (50-59)	D (40-49)	F (<40)	FA
HMTS 4201 (%)	0	14	17	15	12	4	2	2
	0.00	21.21	25.76	22.73	18.18	6.06	3.03	3.03
BIOT4282/ CHEN4282 / INFO4282 (%)	8	25	6	12	8	3	2	2
	12.12	37.88	9.09	18.18	12.12	4.55	3.03	3.03

LAB PAPERS

Paper Code & Percentage	O (>89)	E (80-89)	A (70-79)	B (60-69)	C (50-59)	D (40-49)	F (<40)	FA
ELEC 4032 (%)	7	24	21	8	6	0	0	0
	10.61	36.36	31.82	12.12	9.09	0.00	0.00	0.00
ELEC 4221 (%)	29	16	17	1	0	3	0	0
	43.94	24.24	25.76	1.52	0.00	4.55	0.00	0.00
ELEC 4231 (%)	2	15	18	12	17	2	0	0
	3.03	22.73	27.27	18.18	25.76	3.03	0.00	0.00
ELEC 4291 (%)	4	13	31	11	7	0	0	0
	6.06	19.70	46.97	16.67	10.61	0.00	0.00	0.00

RESULT ANALYSIS (M.TECH / THEORY & LAB PAPERS)

1ST YEAR, EVEN SEM – 2019

Computer Science & Engineering

No. of students = 11

THEORY PAPERS

Paper Code & Percentage	O (>89)	E (80-89)	A (70-79)	B (60-69)	C (50-59)	D (40-49)	F (<40)	FA/FC
CSEN 5201	0	1	2	4	1	1	2	0
(%)	0.00	9.09	18.18	36.36	9.09	9.09	18.18	0.00
CSEN 5202	1	3	3	2	1	1	0	0
(%)	9.09	27.27	27.27	18.18	9.09	9.09	0.00	0.00
CSEN 5234	0	2	3	0	3	1	2	0
(%)	0.00	18.18	27.27	0.00	27.27	9.09	18.18	0.00
CSEN 5243	0	1	2	3	3	1	1	0
(%)	0.00	9.09	18.18	27.27	27.27	9.09	9.09	0.00

LAB PAPERS

Paper Code & Percentage	O (>89)	E (80-89)	A (70-79)	B (60-69)	C (50-59)	D (40-49)	F (<40)	FA
CSEN 5251	3	2	2	3	1	0	0	0
(%)	27.27	18.18	18.18	27.27	9.09	0.00	0.00	0.00
CSEN 5252	2	4	3	0	1	1	0	0
(%)	18.18	36.36	27.27	0.00	9.09	9.09	0.00	0.00
CSEN 5293	1	3	7	0	0	0	0	0
(%)	9.09	27.27	63.64	0.00	0.00	0.00	0.00	0.00

Electronics & Communication & Engineering

No. of students = 4

THEORY PAPERS

Paper Code & Percentage	O (>89)	E (80-89)	A (70-79)	B (60-69)	C (50-59)	D (40-49)	F (<40)	FA/FC
ECEN 5201 (%)	2	1	1	0	0	0	0	0
	50.00	25.00	25.00	0.00	0.00	0.00	0.00	0.00
ECEN 5202 (%)	1	1	2	0	0	0	0	0
	25.00	25.00	50.00	0.00	0.00	0.00	0.00	0.00
ECEN 5231 (%)	2	1	1	0	0	0	0	0
	50.00	25.00	25.00	0.00	0.00	0.00	0.00	0.00
ECEN 5241 (%)	0	2	1	1	0	0	0	0
	0.00	50.00	25.00	25.00	0.00	0.00	0.00	0.00
ECEN 5242 (%)	0	1	1	0	1	1	0	0
	0.00	25.00	25.00	0.00	25.00	25.00	0.00	0.00

LAB PAPERS

Paper Code & Percentage	O (>89)	E (80-89)	A (70-79)	B (60-69)	C (50-59)	D (40-49)	F (<40)	FA
ECEN 5252 (%)	1	3	0	0	0	0	0	0
	25.00	75.00	0.00	0.00	0.00	0.00	0.00	0.00
ECEN 5253 (%)	1	3	0	0	0	0	0	0
	25.00	75.00	0.00	0.00	0.00	0.00	0.00	0.00
ECEN 5293 (%)	4	0	0	0	0	0	0	0
	100.00	0.00	0.00	0.00	0.00	0.00	0.00	0.00

VLSI
No. of students = 9

THEORY PAPERS

Paper Code & Percentage	O (>89)	E (80-89)	A (70-79)	B (60-69)	C (50-59)	D (40-49)	F (<40)	FA/FC
VLSI 5201	0	1	3	2	1	1	0	1
(%)	0.00	11.11	33.33	22.22	11.11	11.11	0.00	11.11
VLSI 5202	6	1	2	0	0	0	0	0
(%)	66.67	11.11	22.22	0.00	0.00	0.00	0.00	0.00
VLSI 5232	1	5	1	2	0	0	0	0
(%)	11.11	55.56	11.11	22.22	0.00	0.00	0.00	0.00
VLSI 5241	4	3	2	0	0	0	0	0
(%)	44.44	33.33	22.22	0.00	0.00	0.00	0.00	0.00
VLSI 5242	0	2	0	0	7	0	0	0
(%)	0.00	22.22	0.00	0.00	77.78	0.00	0.00	0.00

LAB PAPERS

Paper Code & Percentage	O (>89)	E (80-89)	A (70-79)	B (60-69)	C (50-59)	D (40-49)	F (<40)	FA
VLSI 5251	1	6	2	0	0	0	0	0
(%)	11.11	66.67	22.22	0.00	0.00	0.00	0.00	0.00
VLSI 5252	5	4	0	0	0	0	0	0
(%)	55.56	44.44	0.00	0.00	0.00	0.00	0.00	0.00
VLSI 5293	7	2	0	0	0	0	0	0
(%)	77.78	22.22	0.00	0.00	0.00	0.00	0.00	0.00

Biotechnology
No. of students = 8

THEORY PAPERS

Paper Code & Percentage	O (>89)	E (80-89)	A (70-79)	B (60-69)	C (50-59)	D (40-49)	F (<40)	FA/FC
BIOT 5201 (%)	1	1	1	0	5	0	0	0
	12.50	12.50	12.50	0.00	62.50	0.00	0.00	0.00
BIOT 5202 (%)	0	2	1	2	1	2	0	0
	0.00	25.00	12.50	25.00	12.50	25.00	0.00	0.00
BIOT 5231 (%)	2	0	0	1	1	3	1	0
	25.00	0.00	0.00	12.50	12.50	37.50	12.50	0.00
BIOT 5232 (%)	0	2	0	1	0	0	0	0
	0.00	66.67	0.00	33.33	0.00	0.00	0.00	0.00
BIOT 5241 (%)	4	1	2	0	0	0	0	0
	57.14	14.29	28.57	0.00	0.00	0.00	0.00	0.00
BIOT 5242 (%)	0	2	3	1	0	0	0	0
	0.00	33.33	50.00	16.67	0.00	0.00	0.00	0.00

LAB PAPERS

Paper Code & Percentage	O (>89)	E (80-89)	A (70-79)	B (60-69)	C (50-59)	D (40-49)	F (<40)	FA
BIOT 5251 (%)	1	1	3	3	0	0	0	0
	12.50	12.50	37.50	37.50	0.00	0.00	0.00	0.00
BIOT 5252 (%)	1	1	3	2	1	0	0	0
	12.50	12.50	37.50	25.00	12.50	0.00	0.00	0.00
BIOT 5293 (%)	2	5	1	0	0	0	0	0
	25.00	62.50	12.50	0.00	0.00	0.00	0.00	0.00

Applied Electronics & Instrumentation Engineering

No. of students = 3

THEORY PAPERS

Paper Code & Percentage	O (>89)	E (80-89)	A (70-79)	B (60-69)	C (50-59)	D (40-49)	F (<40)	FA/FC
AEIE 5201	0	0	0	0	2	0	0	1
(%)	0.00	0.00	0.00	0.00	66.67	0.00	0.00	33.33
AEIE 5202	0	1	2	0	0	0	0	0
(%)	0.00	33.33	66.67	0.00	0.00	0.00	0.00	0.00
AEIE 5231	0	1	1	1	0	0	0	0
(%)	0.00	33.33	33.33	33.33	0.00	0.00	0.00	0.00
AEIE 5241	0	0	0	3	0	0	0	0
(%)	0.00	0.00	0.00	100.00	0.00	0.00	0.00	0.00
AEIE 5243	0	0	2	1	0	0	0	0
(%)	0.00	0.00	66.67	33.33	0.00	0.00	0.00	0.00

LAB PAPERS

Paper Code & Percentage	O (>89)	E (80-89)	A (70-79)	B (60-69)	C (50-59)	D (40-49)	F (<40)	FA
AEIE 5251	2	1	0	0	0	0	0	0
(%)	66.67	33.33	0.00	0.00	0.00	0.00	0.00	0.00
AEIE 5252	3	0	0	0	0	0	0	0
(%)	100.00	0.00	0.00	0.00	0.00	0.00	0.00	0.00
AEIE 5293	0	3	0	0	0	0	0	0
(%)	0.00	100.00	0.00	0.00	0.00	0.00	0.00	0.00

RESULT ANALYSIS (M.TECH)
2nd YEAR, EVEN SEM – 2019

Computer Science & Engineering
No. of students = 10

Paper Code & Percentage	O (>89)	E (80-89)	A (70-79)	B (60-69)	C (50-59)	D (40-49)	F (<40)	FA/FC
CSEN 6295 (%)	3	6	0	1	0	0	0	0
	30.00	60.00	0.00	10.00	0.00	0.00	0.00	0.00
CSEN 6296 (%)	3	6	0	1	0	0	0	0
	30.00	60.00	0.00	10.00	0.00	0.00	0.00	0.00
CSEN 6297 (%)	1	3	2	4	0	0	0	0
	10.00	30.00	20.00	40.00	0.00	0.00	0.00	0.00

Renewable Energy
No. of students = 2

Paper Code & Percentage	O (>89)	E (80-89)	A (70-79)	B (60-69)	C (50-59)	D (40-49)	F (<40)	FA/FC
REEN 6221 (%)	0	0	2	0	0	0	0	0
	0.00	0.00	100.00	0.00	0.00	0.00	0.00	0.00
REEN 6222 (%)	0	0	1	1	0	0	0	0
	0.00	0.00	50.00	50.00	0.00	0.00	0.00	0.00

Electronics & Communication & Engineering
No. of students = 4

Paper Code & Percentage	O (>89)	E (80-89)	A (70-79)	B (60-69)	C (50-59)	D (40-49)	F (<40)	FA/FC
ECEN 6221 (%)	3	1	0	0	0	0	0	0
	75.00	25.00	0.00	0.00	0.00	0.00	0.00	0.00
ECEN 6222 (%)	2	2	0	0	0	0	0	0
	50.00	50.00	0.00	0.00	0.00	0.00	0.00	0.00
ECEN 6223 (%)	2	2	0	0	0	0	0	0
	50.00	50.00	0.00	0.00	0.00	0.00	0.00	0.00

VLSI
No. of students = 10

Paper Code & Percentage	O (>89)	E (80-89)	A (70-79)	B (60-69)	C (50-59)	D (40-49)	F (<40)	FA/FC
VLSI 6221 (%)	3	5	1	1	0	0	0	0
	30.00	50.00	10.00	10.00	0.00	0.00	0.00	0.00
VLSI 6222 (%)	0	5	1	0	4	0	0	0
	0.00	50.00	10.00	0.00	40.00	0.00	0.00	0.00
VLSI 6223 (%)	0	0	0	5	5	0	0	0
	0.00	0.00	0.00	50.00	50.00	0.00	0.00	0.00

Biotechnology
No. of students = 5

Paper Code & Percentage	O (>89)	E (80-89)	A (70-79)	B (60-69)	C (50-59)	D (40-49)	F (<40)	FA/FC
BIOT 6221 (%)	3	1	1	0	0	0	0	0
	60.00	20.00	20.00	0.00	0.00	0.00	0.00	0.00
BIOT 6222 (%)	0	3	2	0	0	0	0	0
	0.00	60.00	40.00	0.00	0.00	0.00	0.00	0.00
BIOT 6223 (%)	0	1	4	0	0	0	0	0
	0.00	20.00	80.00	0.00	0.00	0.00	0.00	0.00

Applied Electronics & Instrumentation Engineering
No. of students = 5

Paper Code & Percentage	O (>89)	E (80-89)	A (70-79)	B (60-69)	C (50-59)	D (40-49)	F (<40)	FA/FC
AEIE 6221 (%)	2	3	0	0	0	0	0	0
	40.00	60.00	0.00	0.00	0.00	0.00	0.00	0.00
AEIE 6222 (%)	2	3	0	0	0	0	0	0
	40.00	60.00	0.00	0.00	0.00	0.00	0.00	0.00
AEIE 6223 (%)	1	2	2	0	0	0	0	0
	20.00	40.00	40.00	0.00	0.00	0.00	0.00	0.00

RESULT ANALYSIS (MCA / THEORY & LAB PAPERS)**1st YEAR, EVEN SEM – 2019****NO. OF STUDENTS = 48****THEORY PAPERS**

Paper Code & Percentage	O (>89)	E (80-89)	A (70-79)	B (60-69)	C (50-59)	D (40-49)	F (<40)	FA/FC
HMTS 1201 (%)	12	5	15	7	5	1	1	2
	25.00	10.42	31.25	14.58	10.42	2.08	2.08	4.17
MCAP 1201 (%)	7	10	9	7	4	4	5	2
	14.58	20.83	18.75	14.58	8.33	8.33	10.42	4.17
MCAP 1202 (%)	8	13	8	5	4	5	3	2
	16.67	27.08	16.67	10.42	8.33	10.42	6.25	4.17
MCAP 1203 (%)	10	13	8	4	5	3	3	2
	20.83	27.08	16.67	8.33	10.42	6.25	6.25	4.17
MCAP 1204 (%)	12	10	8	4	6	4	2	2
	25.00	20.83	16.67	8.33	12.50	8.33	4.17	4.17
MCAP 1205 (%)	3	11	9	8	7	5	3	2
	6.25	22.92	18.75	16.67	14.58	10.42	6.25	4.17

LAB PAPERS

Paper Code & Percentage	O (>89)	E (80-89)	A (70-79)	B (60-69)	C (50-59)	D (40-49)	F (<40)	FA/FC
MCAP 1211 (%)	19	17	4	3	1	1	1	2
	39.58	35.42	8.33	6.25	2.08	2.08	2.08	4.17
MCAP 1212 (%)	17	15	5	6	2	0	1	2
	35.42	31.25	10.42	12.50	4.17	0.00	2.08	4.17
MCAP 1213 (%)	17	5	10	9	2	3	0	2
	35.42	10.42	20.83	18.75	4.17	6.25	0.00	4.17

RESULT ANALYSIS (MCA / THEORY & LAB PAPERS)**2nd YEAR, EVEN SEM – 2019****NO. OF STUDENTS = 49****THEORY PAPERS**

Paper Code & Percentage	O (>89)	E (80-89)	A (70-79)	B (60-69)	C (50-59)	D (40-49)	F (<40)	FA/FC
HMTS 2201 (%)	1	10	16	15	4	3	0	0
	2.04	20.41	32.65	30.61	8.16	6.12	0.00	0.00
MCAP 2201 (%)	1	2	7	17	11	8	3	0
	2.04	4.08	14.29	34.69	22.45	16.33	6.12	0.00
MCAP 2202 (%)	2	6	9	11	11	5	5	0
	4.08	12.24	18.37	22.45	22.45	10.20	10.20	0.00
MCAP 2203 (%)	0	9	9	12	12	6	1	0
	0.00	18.37	18.37	24.49	24.49	12.24	2.04	0.00
MCAP 2204 (%)	1	6	8	12	12	8	2	0
	2.04	12.24	16.33	24.49	24.49	16.33	4.08	0.00

LAB PAPERS

Paper Code & Percentage	O (>89)	E (80-89)	A (70-79)	B (60-69)	C (50-59)	D (40-49)	F (<40)	FA/FC
MCAP 2211 (%)	7	25	10	5	1	0	1	0
	14.29	51.02	20.41	10.20	2.04	0.00	2.04	0.00
MCAP 2212 (%)	8	6	13	15	4	3	0	0
	16.33	12.24	26.53	30.61	8.16	6.12	0.00	0.00
MCAP 2213 (%)	26	9	9	4	1	0	0	0
	53.06	18.37	18.37	8.16	2.04	0.00	0.00	0.00
MCAP 2221 (%)	0	16	20	13	0	0	0	0
	0.00	32.65	40.82	26.53	0.00	0.00	0.00	0.00

RESULT ANALYSIS (MCA)
3rd YEAR, EVEN SEM – 2019

NO. OF STUDENTS = 56

Paper Code & Percentage	O (>89)	E (80-89)	A (70-79)	B (60-69)	C (50-59)	D (40-49)	F (<40)	FA/FC
MCAP 3221	4	15	22	14	1	0	0	0
(%)	7	27	39	25	2	0	0	0
MCAP 3295	5	13	31	7	0	0	0	0
(%)	9	23	55	13	0	0	0	0



HERITAGE INSTITUTE OF TECHNOLOGY


RESULT OF ODD SEMESTER EXAMINATIONS, 2018-19

Placed for

Approval of
Academic Council

In its meeting dated 25.02.2019


Principal
Heritage Institute of Technology


25/2/19
Controller of Examinations
Heritage Institute of Technology

Result Analysis - Odd Sem, 2018
1st Year- B.Tech (Theory)

Mathematics-I										
MATH 1101										
Letter Grade	CSE	IT	ECE	BT	AEIE	ChE	ME	CE	EE	Total
O (>89)	18	7	23	0	6	9	6	8	3	80
(%)	9.73	11.29	12.23	0.00	10.53	16.36	5.50	7.41	5.00	9.06
E (80-89)	38	11	34	3	13	7	11	12	12	141
(%)	20.54	17.74	18.09	5.08	22.81	12.73	10.09	11.11	20.00	15.97
A (70-79)	34	14	38	15	5	7	18	15	12	158
(%)	18.38	22.58	20.21	25.42	8.77	12.73	16.51	13.89	20.00	17.89
B (60-69)	29	11	43	12	8	11	26	23	14	177
(%)	15.68	17.74	22.87	20.34	14.04	20.00	23.85	21.30	23.33	20.05
C (50-59)	37	9	27	10	9	8	22	20	10	152
(%)	20.00	14.52	14.36	16.95	15.79	14.55	20.18	18.52	16.67	17.21
D (40-49)	14	6	14	12	12	6	14	17	5	100
(%)	7.57	9.68	7.45	20.34	21.05	10.91	12.84	15.74	8.33	11.33
F (<40)	14	4	8	6	3	5	12	13	3	68
(%)	7.57	6.45	4.26	10.17	5.26	9.09	11.01	12.04	5.00	7.70
FA	1	0	1	1	1	2	0	0	1	7
(%)	0.54	0.00	0.53	1.69	1.75	3.64	0.00	0.00	1.67	0.79
Total Students	185	62	188	59	57	55	109	108	60	883

Chemistry-I					
CHEM 1001					
Letter Grade	CSE	IT	ECE	AEIE	Total
O (>89)	1	0	3	1	5
(%)	0.54	0.00	1.60	1.75	1.02
E (80-89)	18	2	11	2	33
(%)	9.73	3.23	5.85	3.51	6.71
A (70-79)	30	7	23	7	67
(%)	16.22	11.29	12.23	12.28	13.62
B (60-69)	35	13	40	6	94
(%)	18.92	20.97	21.28	10.53	19.11
C (50-59)	42	13	51	10	116
(%)	22.70	20.97	27.13	17.54	23.58
D (40-49)	44	17	43	24	128
(%)	23.78	27.42	22.87	42.11	26.02
F (<40)	14	10	16	6	46
(%)	7.57	16.13	8.51	10.53	9.35
FA	1	0	1	1	3
(%)	0.54	0.00	0.53	1.75	0.61
Total Students	185	62	188	57	492

Physics-I						
PHYS 1001						
Letter Grade	BT	ChE	ME	CE	EE	Total
O (>89)	2	1	1	5	5	14
(%)	3.39	1.82	0.92	4.63	8.33	3.58
E (80-89)	7	9	14	8	15	53
(%)	11.86	16.36	12.84	7.41	25.00	13.55
A (70-79)	11	14	20	18	11	74
(%)	18.64	25.45	18.35	16.67	18.33	18.93
B (60-69)	16	7	19	22	9	73
(%)	27.12	12.73	17.43	20.37	15.00	18.67
C (50-59)	8	6	20	20	8	62
(%)	13.56	10.91	18.35	18.52	13.33	15.86
D (40-49)	9	11	23	13	6	62
(%)	15.25	20.00	21.10	12.04	10.00	15.86
F (<40)	5	5	12	21	5	48
(%)	8.47	9.09	11.01	19.44	8.33	12.28
FA	1	2	0	1	1	5
(%)	1.69	3.64	0.00	0.93	1.67	1.28
Total Students	59	55	109	108	60	391

Basic Electrical Engineering					
ELEC 1001					
Letter Grade	CSE	IT	ECE	AEIE	Total
O (>89)	22	7	15	0	44
(%)	11.89	11.29	7.98	0.00	8.94
E (80-89)	24	9	31	8	72
(%)	12.97	14.52	16.49	14.04	14.63
A (70-79)	34	12	39	5	90
(%)	18.38	19.35	20.74	8.77	18.29
B (60-69)	38	14	38	6	96
(%)	20.54	22.58	20.21	10.53	19.51
C (50-59)	32	9	31	11	83
(%)	17.30	14.52	16.49	19.30	16.87
D (40-49)	23	6	22	17	68
(%)	12.43	9.68	11.70	29.82	13.82
F (<40)	11	5	11	9	36
(%)	5.95	8.06	5.85	15.79	7.32
FA	1	0	1	1	3
(%)	0.54	0.00	0.53	1.75	0.61
Total Students	185	62	188	57	492

Programming for Problem Solving						
CSEN 1001						
Letter Grade	BT	ChE	ME	CE	EE	Total
O (>89)	0	0	1	3	3	7
(%)	0.00	0.00	0.92	2.78	5.00	1.79
E (80-89)	4	6	8	10	4	32
(%)	6.78	10.91	7.34	9.26	6.67	8.18
A (70-79)	8	13	14	9	5	49
(%)	13.56	23.64	12.84	8.33	8.33	12.53
B (60-69)	13	9	8	15	7	52
(%)	22.03	16.36	7.34	13.89	11.67	13.30
C (50-59)	11	9	21	21	9	71
(%)	18.64	16.36	19.27	19.44	15.00	18.16
D (40-49)	15	11	40	38	25	129
(%)	25.42	20.00	36.70	35.19	41.67	32.99
F (<40)	7	5	16	11	6	45
(%)	11.86	9.09	14.68	10.19	10.00	11.51
FA	1	2	1	1	1	6
(%)	1.69	3.64	0.92	0.93	1.67	1.53
Total Students	59	55	109	108	60	391

Communication for Professionals					
HMTS 1011					
Letter Grade	CSE	IT	ECE	AEIE	Total
O (>89)	4	0	1	2	7
(%)	2.16	0.00	0.53	3.51	1.42
E (80-89)	25	10	38	14	87
(%)	13.51	16.13	20.21	24.56	17.68
A (70-79)	63	19	62	16	160
(%)	34.05	30.65	32.98	28.07	32.52
B (60-69)	51	21	48	14	134
(%)	27.57	33.87	25.53	24.56	27.24
C (50-59)	27	10	29	6	72
(%)	14.59	16.13	15.43	10.53	14.63
D (40-49)	11	1	9	4	25
(%)	5.95	1.61	4.79	7.02	5.08
F (<40)	3	1	0	0	4
(%)	1.62	1.61	0.00	0.00	0.81
FA	1	0	1	1	3
(%)	0.54	0.00	0.53	1.75	0.61
Total Students	185	62	188	57	492

Basic Electronics						
ECEN 1011						
Letter Grade	BT	ChE	ME	CE	EE	Total
O (>89)	0	4	11	3	1	19
(%)	0.00	7.27	10.09	2.78	1.67	4.86
E (80-89)	4	9	14	10	9	46
(%)	6.78	16.36	12.84	9.26	15.00	11.76
A (70-79)	10	15	18	14	8	65
(%)	16.95	27.27	16.51	12.96	13.33	16.62
B (60-69)	20	8	21	29	9	87
(%)	33.90	14.55	19.27	26.85	15.00	22.25
C (50-59)	14	3	13	21	10	61
(%)	23.73	5.45	11.93	19.44	16.67	15.60
D (40-49)	6	13	21	18	11	69
(%)	10.17	23.64	19.27	16.67	18.33	17.65
F (<40)	4	1	11	11	11	38
(%)	6.78	1.82	10.09	10.19	18.33	9.72
FA	1	2	0	2	1	6
(%)	1.69	3.64	0.00	1.85	1.67	1.53
Total Students	59	55	109	108	60	391

Result Analysis - Odd Sem, 2018

1st Year- B.Tech (Lab)

Chemistry Lab					
CHEM 1051					
Letter Grade	CSE	IT	ECE	AEIE	Total
O (>89)	61	28	59	28	176
(%)	32.97	45.16	31.38	49.12	35.77
E (80-89)	89	15	79	16	199
(%)	48.11	24.19	42.02	28.07	40.45
A (70-79)	24	13	28	11	76
(%)	12.97	20.97	14.89	19.30	15.45
B (60-69)	6	4	14	1	25
(%)	3.24	6.45	7.45	1.75	5.08
C (50-59)	1	2	6	0	9
(%)	0.54	3.23	3.19	0.00	1.83
D (40-49)	0	0	0	0	0
(%)	0.00	0.00	0.00	0.00	0.00
F (<40)	2	0	0	0	2
(%)	1.08	0.00	0.00	0.00	0.41
FA	2	0	2	1	5
(%)	1.08	0.00	1.06	1.75	1.02
Total Students	185	62	188	57	492

Basic Electrical Engineering Lab					
ELEC 1051					
Letter Grade	CSE	IT	ECE	AEIE	Total
O (>89)	23	3	25	12	63
(%)	12.43	4.84	13.30	21.05	12.80
E (80-89)	61	23	76	21	181
(%)	32.97	37.10	40.43	36.84	36.79
A (70-79)	55	27	41	12	135
(%)	29.73	43.55	21.81	21.05	27.44
B (60-69)	29	7	23	4	63
(%)	15.68	11.29	12.23	7.02	12.80
C (50-59)	9	2	11	3	25
(%)	4.86	3.23	5.85	5.26	5.08
D (40-49)	4	0	7	3	14
(%)	2.16	0.00	3.72	5.26	2.85
F (<40)	0	0	2	0	2
(%)	0.00	0.00	1.06	0.00	0.41
FA	4	0	3	2	9
(%)	2.16	0.00	1.60	3.51	1.83
Total Students	185	62	188	57	492

Engineering Graphics & Design					
MECH 1052					
Letter Grade	CSE	IT	ECE	AEIE	Total
O (>89)	13	0	6	2	21
(%)	7.03	0.00	3.19	3.51	4.27
E (80-89)	32	6	32	9	79
(%)	17.30	9.68	17.02	15.79	16.06
A (70-79)	49	18	53	13	133
(%)	26.49	29.03	28.19	22.81	27.03
B (60-69)	34	20	50	12	116
(%)	18.38	32.26	26.60	21.05	23.58
C (50-59)	26	11	26	13	76
(%)	14.05	17.74	13.83	22.81	15.45
D (40-49)	20	7	15	5	47
(%)	10.81	11.29	7.98	8.77	9.55
F (<40)	5	0	4	1	10
(%)	2.70	0.00	2.13	1.75	2.03
FA	6	0	2	2	10
(%)	3.24	0.00	1.06	3.51	2.03
Total Students	185	62	188	57	492

Professional Communication Lab					
HMTS 1061					
Letter Grade	CSE	IT	ECE	AEIE	Total
O (>89)	9	0	0	8	17
(%)	4.86	0.00	0.00	14.04	3.46
E (80-89)	57	13	11	17	98
(%)	30.81	20.97	5.85	29.82	19.92
A (70-79)	48	23	36	22	129
(%)	25.95	37.10	19.15	38.60	26.22
B (60-69)	27	18	45	9	99
(%)	14.59	29.03	23.94	15.79	20.12
C (50-59)	20	8	34	0	62
(%)	10.81	12.90	18.09	0.00	12.60
D (40-49)	12	0	44	0	56
(%)	6.49	0.00	23.40	0.00	11.38
F (<40)	12	0	18	1	31
(%)	6.49	0.00	9.57	1.75	6.30
FA	0	0	0	0	0
(%)	0.00	0.00	0.00	0.00	0.00
Total Students	185	62	188	57	492

Physics Lab PHYS 1051						
Letter Grade	BT	ChE	ME	CE	EE	Total
O (>89)	18	14	25	18	16	91
(%)	30.51	25.45	22.94	16.67	26.67	27.49
E (80-89)	23	20	44	30	14	131
(%)	38.98	36.36	40.37	27.78	23.33	39.58
A (70-79)	9	15	15	30	17	86
(%)	15.25	27.27	13.76	27.78	28.33	25.98
B (60-69)	4	3	11	16	6	40
(%)	6.78	5.45	10.09	14.81	10.00	12.08
C (50-59)	4	2	10	4	4	24
(%)	6.78	3.64	9.17	3.70	6.67	7.25
D (40-49)	0	1	1	9	2	13
(%)	0.00	1.82	0.92	8.33	3.33	3.93
F (<40)	0	0	0	0	0	0
(%)	0.00	0.00	0.00	0.00	0.00	0.00
FA	1	0	3	1	1	6
(%)	1.69	0.00	2.75	0.93	1.67	1.81
Total Students	59	55	109	108	60	331

Programming for Problem Solving Lab CSEN 1051						
Letter Grade	BT	ChE	ME	CE	EE	Total
O (>89)	8	19	17	30	9	83
(%)	13.56	34.55	15.60	27.78	15.00	25.08
E (80-89)	8	15	25	27	9	84
(%)	13.56	27.27	22.94	25.00	15.00	25.38
A (70-79)	15	7	19	14	10	65
(%)	25.42	12.73	17.43	12.96	16.67	19.64
B (60-69)	14	6	12	8	5	45
(%)	23.73	10.91	11.01	7.41	8.33	13.60
C (50-59)	2	6	19	15	8	50
(%)	3.39	10.91	17.43	13.89	13.33	15.11
D (40-49)	12	1	14	12	18	57
(%)	20.34	1.82	12.84	11.11	30.00	17.22
F (<40)	0	1	0	1	0	2
(%)	0.00	1.82	0.00	0.93	0.00	0.60
FA	0	0	3	1	1	5
(%)	0.00	0.00	2.75	0.93	1.67	1.51
Total Students	59	55	109	108	60	331

Workshop / Manufacturing Practices						
MECH 1051						
Letter Grade	BT	ChE	ME	CE	EE	Total
O (>89)	2	3	4	3	3	15
(%)	3.39	5.45	3.67	2.78	5.00	4.53
E (80-89)	16	14	34	20	10	94
(%)	27.12	25.45	31.19	18.52	16.67	28.40
A (70-79)	22	19	25	38	26	130
(%)	37.29	34.55	22.94	35.19	43.33	39.27
B (60-69)	11	14	19	24	14	82
(%)	18.64	25.45	17.43	22.22	23.33	24.77
C (50-59)	4	4	18	17	5	48
(%)	6.78	7.27	16.51	15.74	8.33	14.50
D (40-49)	3	0	6	4	1	14
(%)	5.08	0.00	5.50	3.70	1.67	4.23
F (<40)	1	0	0	1	0	2
(%)	1.69	0.00	0.00	0.93	0.00	0.60
FA	0	1	3	1	1	6
(%)	0.00	1.82	2.75	0.93	1.67	1.81
Total Students	59	55	109	108	60	331

Basic Electronics Lab						
ECEN 1061						
Letter Grade	BT	ChE	ME	CE	EE	Total
O (>89)	11	16	36	21	4	88
(%)	18.64	29.09	33.03	19.44	6.67	26.59
E (80-89)	31	19	34	57	23	164
(%)	52.54	34.55	31.19	52.78	38.33	49.55
A (70-79)	4	8	36	19	12	79
(%)	6.78	14.55	33.03	17.59	20.00	23.87
B (60-69)	11	8	0	8	9	36
(%)	18.64	14.55	0.00	7.41	15.00	10.88
C (50-59)	2	2	0	1	5	10
(%)	3.39	3.64	0.00	0.93	8.33	3.02
D (40-49)	0	0	0	0	3	3
(%)	0.00	0.00	0.00	0.00	5.00	0.91
F (<40)	0	0	0	0	1	1
(%)	0.00	0.00	0.00	0.00	1.67	0.30
FA	0	2	3	2	3	10
(%)	0.00	3.64	2.75	1.85	5.00	3.02
Total Students	59	55	109	108	60	331

RESULT ANALYSIS (M.TECH / THEORY & LAB PAPERS)**1ST YEAR, ODD SEM – 2018****Computer Science & Engineering****No. of students = 12****THEORY PAPERS**

Paper Code & Percentage	O (>89)	E (80-89)	A (70-79)	B (60-69)	C (50-59)	D (40-49)	F (<40)	FA
CSEN 5101 (%)	1	1	1	2	4	2	1	0
	8.33	8.33	8.33	16.67	33.33	16.67	8.33	0.00
CSEN 5102 (%)	0	6	2	2	1	1	0	0
	0.00	50.00	16.67	16.67	8.33	8.33	0.00	0.00
MATH 5101 (%)	0	1	2	2	3	3	1	0
	0.00	8.33	16.67	16.67	25.00	25.00	8.33	0.00
CSEN 5131/5132 (%)	1	3	2	1	2	2	1	0
	8.33	25.00	16.67	8.33	16.67	16.67	8.33	0.00
CSEN 5141 /5142 (%)	2	2	3	2	0	3	0	0
	16.67	16.67	25.00	16.67	0.00	25.00	0.00	0.00
DIMA 5116 (%)	1	0	0	1	3	7	0	0
	8.33	0.00	0.00	8.33	25.00	58.33	0.00	0.00

LAB PAPERS

Paper Code & Percentage	O (>89)	E (80-89)	A (70-79)	B (60-69)	C (50-59)	D (40-49)	F (<40)	FA
CSEN 5151 (%)	2	1	0	3	3	3	0	0
	16.67	8.33	0.00	25.00	25.00	25.00	0.00	0.00
CSEN 5181/ 5182 (%)	1	2	4	2	1	1	0	1
	8.33	16.67	33.33	16.67	8.33	8.33	0.00	8.33

No. of students = 9

THEORY PAPERS

Paper Code & Percentage	O (>89)	E (80-89)	A (70-79)	B (60-69)	C (50-59)	D (40-49)	F (<40)	FA
VLSI 5101 (%)	5	3	1	0	0	0	0	0
	55.56	33.33	11.11	0.00	0.00	0.00	0.00	0.00
VLSI 5102 (%)	4	3	2	0	0	0	0	0
	44.44	33.33	22.22	0.00	0.00	0.00	0.00	0.00
ECEN 5103 (%)	1	1	5	1	1	0	0	0
	11.11	11.11	55.56	11.11	11.11	0.00	0.00	0.00
VLSI 5132 (%)	0	3	0	3	3	0	0	0
	0.00	33.33	0.00	33.33	33.33	0.00	0.00	0.00
VLSI 5142 (%)	0	3	3	1	1	1	0	0
	0.00	33.33	33.33	11.11	11.11	11.11	0.00	0.00
DIMA 5116 (%)	0	2	1	2	4	0	0	0
	0.00	16.67	8.33	16.67	33.33	0.00	0.00	0.00

LAB PAPERS

Paper Code & Percentage	O (>89)	E (80-89)	A (70-79)	B (60-69)	C (50-59)	D (40-49)	F (<40)	FA
VLSI 5151 (%)	5	3	1	0	0	0	0	0
	55.56	33.33	11.11	0.00	0.00	0.00	0.00	0.00
VLSI 5152 (%)	9	0	0	0	0	0	0	0
	100.00	0.00	0.00	0.00	0.00	0.00	0.00	0.00

No. of students = 4

THEORY PAPERS

Paper Code & Percentage	O (>89)	E (80-89)	A (70-79)	B (60-69)	C (50-59)	D (40-49)	F (<40)	FA
ECEN 5101	0	1	0	1	2	0	0	0
(%)	0.00	25.00	0.00	25.00	50.00	0.00	0.00	0.00
ECEN 5102	1	1	1	1	0	0	0	0
(%)	25.00	25.00	25.00	25.00	0.00	0.00	0.00	0.00
ECEN 5103	2	1	1	0	0	0	0	0
(%)	50.00	25.00	25.00	0.00	0.00	0.00	0.00	0.00
ECEN 5131	1	2	1	0	0	0	0	0
(%)	25.00	50.00	25.00	0.00	0.00	0.00	0.00	0.00
ECEN 5141	2	1	0	1	0	0	0	0
(%)	50.00	25.00	0.00	25.00	0.00	0.00	0.00	0.00
DIMA 5116	0	1	1	2	0	0	0	0
(%)	0.00	25.00	25.00	50.00	0.00	0.00	0.00	0.00

LAB PAPERS

Paper Code & Percentage	O (>89)	E (80-9)	A (70-79)	B (60-69)	C (50-59)	D (40-49)	F (<40)	FA
ECEN 5151	2	2	0	0	0	0	0	0
(%)	22.22	22.22	0.00	0.00	0.00	0.00	0.00	0.00
ECEN 5152	2	2	0	0	0	0	0	0
(%)	22.22	22.22	0.00	0.00	0.00	0.00	0.00	0.00

Biotechnology

No. of students = 8

THEORY PAPERS

Paper Code & Percentage	O (>89)	E (80-89)	A (70-79)	B (60-69)	C (50-59)	D (40-49)	F (<40)	FA
BIOT 5101 (%)	1	0	1	3	1	2	0	0
	12.50	0.00	12.50	37.50	12.50	25.00	0.00	0.00
BIOT 5102 (%)	1	1	0	2	2	2	0	0
	12.50	12.50	0.00	25.00	25.00	25.00	0.00	0.00
BIOT 5103 (%)	2	2	1	2	1	0	0	0
	25.00	25.00	12.50	25.00	12.50	0.00	0.00	0.00
BIOT 5131 (%)	3	1	2	0	1	1	0	0
	37.50	12.50	25.00	0.00	12.50	12.50	0.00	0.00
BIOT 5141/5142 (%)	2	3	1	1	1	0	0	0
	25.00	37.50	12.50	12.50	12.50	0.00	0.00	0.00
DIMA 5116 (%)	0	1	3	0	2	2	0	0
	0.00	25.00	75.00	0.00	50.00	50.00	0.00	0.00

LAB PAPERS

Paper Code & Percentage	O (>89)	E (80-89)	A (70-79)	B (60-69)	C (50-59)	D (40-49)	F (<40)	FA
BIOT 5151 (%)	1	5	2	0	0	0	0	0
	11.11	55.56	22.22	0.00	0.00	0.00	0.00	0.00
BIOT 5152 (%)	2	0	2	2	2	0	0	0
	22.22	0.00	22.22	22.22	22.22	0.00	0.00	0.00

Applied Electronics & Instrumentation Engineering

No. of students = 4

THEORY PAPERS

Paper Code & Percentage	O (>89)	E (80-89)	A (70-79)	B (60-69)	C (50-59)	D (40-49)	F (<40)	FA
AEIE 5101	0	0	2	0	2	0	0	0
(%)	0.00	0.00	50.00	0.00	50.00	0.00	0.00	0.00
AEIE 5102	0	0	1	3	0	0	0	0
(%)	0.00	0.00	25.00	75.00	0.00	0.00	0.00	0.00
AEIE 5103	0	0	4	0	0	0	0	0
(%)	0.00	0.00	100.00	0.00	0.00	0.00	0.00	0.00
AEIE 5131	0	0	0	2	2	0	0	0
(%)	0.00	0.00	0.00	50.00	50.00	0.00	0.00	0.00
AEIE 5141	0	0	2	0	2	0	0	0
(%)	0.00	0.00	50.00	0.00	50.00	0.00	0.00	0.00
DIMA 5116	0	0	0	2	0	2	0	0
(%)	0.00	0.00	0.00	50.00	0.00	50.00	0.00	0.00

LAB PAPERS

Paper Code & Percentage	O (>89)	E (80-89)	A (70-79)	B (60-69)	C (50-59)	D (40-49)	F (<40)	FA
AEIE 5151	2	2	0	0	0	0	0	0
(%)	22.22	22.22	0.00	0.00	0.00	0.00	0.00	0.00
AEIE 5152	2	2	0	0	0	0	0	0
(%)	22.22	22.22	0.00	0.00	0.00	0.00	0.00	0.00

RESULT ANALYSIS (MCA / THEORY & LAB PAPERS)
1st YEAR, ODD SEM – 2018

NO. OF STUDENTS = 50

THEORY PAPERS

Paper Code & Percentage	O (>89)	E (80-89)	A (70-79)	B (60-69)	C (50-59)	D (40-49)	F (<40)	FA
HMTS 1102	1	4	21	16	2	4	1	1
(%)	2.00	8.00	42.00	32.00	4.00	8.00	2.00	2.00
MCAP 1101	7	18	12	2	5	3	2	1
(%)	14.00	36.00	24.00	4.00	10.00	6.00	4.00	2.00
MCAP 1102	3	10	5	5	12	12	2	1
(%)	6.00	20.00	10.00	10.00	24.00	24.00	4.00	2.00
MCAP 1103	3	2	9	4	13	13	5	1
(%)	6.00	4.00	18.00	8.00	26.00	26.00	10.00	2.00
MCAP 1104	2	4	10	9	7	12	5	1
(%)	4.00	8.00	20.00	18.00	14.00	24.00	10.00	2.00
MCAP 1105	0	5	20	15	2	5	1	2
(%)	0.00	10.00	40.00	30.00	4.00	10.00	2.00	4.00

LAB PAPERS

Paper Code & Percentage	O (>89)	E (80-89)	A (70-79)	B (60-69)	C (50-59)	D (40-49)	F (<40)	FA
HMTS 1112	0	0	2	25	19	4	0	0
(%)	0.00	0.00	4.00	50.00	38.00	8.00	0.00	0.00
MCAP 1111	22	15	5	2	1	2	2	1
(%)	44.00	30.00	10.00	4.00	2.00	4.00	4.00	2.00
MCAP 1112	12	6	8	7	8	7	2	0
(%)	24.00	12.00	16.00	14.00	16.00	14.00	4.00	0.00

RESULT ANALYSIS (B.TECH / THEORY & LAB PAPERS)
2nd YEAR, ODD SEM-2018

Computer Science & Engineering

No. of students = 230

THEORY PAPERS

Paper Code & Percentage	O (>89)	E (80-89)	A (70-79)	B (60-69)	C (50-59)	D (40-49)	F (<40)	FA/FC
CSEN 2101 (%)	13	17	28	34	33	80	25	0
	5.65	7.39	12.17	14.78	14.35	34.78	10.87	0.00
CSEN 2102 (%)	38	48	28	42	27	33	14	0
	16.52	20.87	12.17	18.26	11.74	14.35	6.09	0.00
CSEN 2103 (%)	19	32	41	29	39	50	20	0
	8.26	13.91	17.83	12.61	16.96	21.74	8.70	0.00
ECEN 2104 (%)	6	24	44	40	36	57	23	0
	2.61	10.43	19.13	17.39	15.65	24.78	10.00	0.00
CHEM 2001 (%)	5	19	23	50	59	66	7	1
	2.17	8.26	10.00	21.74	25.65	28.70	3.04	0.43
HMTS 2001 (%)	6	62	54	59	30	15	4	0
	2.61	26.96	23.48	25.65	13.04	6.52	1.74	0.00

LAB PAPERS

Paper Code & Percentage	O (>89)	E (80-89)	A (70-79)	B (60-69)	C (50-59)	D (40-49)	F (<40)	FA/FC
CSEN 2111 (%)	43	31	41	46	37	29	2	1
	18.70	13.48	17.83	20.00	16.09	12.61	0.87	0.43
CSEN 2112 (%)	64	37	47	29	23	29	1	0
	27.83	16.09	20.43	12.61	10.00	12.61	0.43	0.00
CSEN 2113 (%)	44	38	47	33	40	25	2	1
	19.13	16.52	20.43	14.35	17.39	10.87	0.87	0.43
ECEN 2114 (%)	106	56	41	15	4	5	2	1
	46.09	24.35	17.83	6.52	1.74	2.17	0.87	0.43

Information Technology

No. of students =64

THEORY PAPERS

Paper Code & Percentage	O (>89)	E (80-89)	A (70-79)	B (60-69)	C (50-59)	D (40-49)	F (<40)	FA/FC
PHYS 2001 (%)	0	6	6	9	9	25	8	1
	0.00	9.38	9.38	14.06	14.06	39.06	12.50	1.56
MATH 2002 (%)	4	9	10	13	10	12	3	3
	6.25	14.06	15.63	20.31	15.63	18.75	4.69	4.69
CHEM 2001 (%)	0	0	4	17	23	19	0	1
	0.00	0.00	6.25	26.56	35.94	29.69	0.00	1.56
CSEN 2001 (%)	1	1	9	9	17	17	8	2
	1.56	1.56	14.06	14.06	26.56	26.56	12.50	3.13
INFO 2101 (%)	1	3	4	9	18	18	10	1
	1.56	4.69	6.25	14.06	28.13	28.13	15.63	1.56
INFO 2102 (%)	0	4	7	12	14	18	7	2
	0.00	6.25	10.94	18.75	21.88	28.13	10.94	3.13
HMTS 2001 (%)	0	0	6	18	27	8	3	2
	0.00	0.00	9.38	28.13	42.19	12.50	4.69	3.13

LAB PAPERS

Paper Code & Percentage	O (>89)	E (80-89)	A (70-79)	B (60-69)	C (50-59)	D (40-49)	F (<40)	FA/FC
MATH 2012 (%)	12	15	15	19	1	0	0	2
	18.75	23.44	23.44	29.69	1.56	0.00	0.00	3.13
PHYS 2011 (%)	3	17	12	12	5	13	1	1
	4.69	26.56	18.75	18.75	7.81	20.31	1.56	1.56
CSEN 2011 (%)	9	12	12	6	8	15	0	2
	14.06	18.75	18.75	9.38	12.50	23.44	0.00	3.13
INFO 2112 (%)	9	17	19	9	5	2	1	2
	14.06	26.56	29.69	14.06	7.81	3.13	1.56	3.13

Electronics & Communication Engineering
No. of students = 219

THEORY PAPERS

Paper Code & Percentage	O (>89)	E (80-89)	A (70-79)	B (60-69)	C (50-59)	D (40-49)	F (<40)	FA/FC
MATH 2001	16	20	22	35	35	61	30	0
(%)	7.31	9.13	10.05	15.98	15.98	27.85	13.70	0.00
MATH 2002	17	39	27	39	40	37	20	0
(%)	7.76	17.81	12.33	17.81	18.26	16.89	9.13	0.00
ECEN 2101	10	26	21	32	28	76	26	0
(%)	4.57	11.87	9.59	14.61	12.79	34.70	11.87	0.00
ECEN 2102	9	26	50	41	43	33	17	0
(%)	4.11	11.87	22.83	18.72	19.63	15.07	7.76	0.00
ECEN 2103	5	9	24	42	33	83	23	0
(%)	2.28	4.11	10.96	19.18	15.07	37.90	10.50	0.00
ECEN 2105	11	17	26	27	42	69	26	1
(%)	5.02	7.76	11.87	12.33	19.18	31.51	11.87	0.46
HMTS 2001	5	31	48	55	37	35	7	1
(%)	2.28	14.16	21.92	25.11	16.89	15.98	3.20	0.46

LAB PAPERS

Paper Code & Percentage	O (>89)	E (80-89)	A (70-79)	B (60-69)	C (50-59)	D (40-49)	F (<40)	FA/FC
MATH 2012	53	45	45	44	19	12	0	1
(%)	24.20	20.55	20.55	20.09	8.68	5.48	0.00	0.46
ECEN 2111	55	89	48	23	1	0	0	3
(%)	25.11	40.64	21.92	10.50	0.46	0.00	0.00	1.37
ECEN 2112	43	57	63	26	15	10	5	0
(%)	19.63	26.03	28.77	11.87	6.85	4.57	2.28	0.00
ECEN 2113	44	63	45	45	20	1	1	0
(%)	20.09	28.77	20.55	20.55	9.13	0.46	0.46	0.00
ECEN 2115	101	56	44	14	3	0	1	0
(%)	46.12	25.57	20.09	6.39	1.37	0.00	0.46	0.00

Biotechnology
No. of students = 53

THEORY PAPERS

Paper Code & Percentage	O (>89)	E (80-89)	A (70-79)	B (60-69)	C (50-59)	D (40-49)	F (<40)	FA/FC
CHEM 2001 (%)	1	13	14	13	8	4	0	0
	1.89	24.53	26.42	24.53	15.09	7.55	0.00	0.00
BIOT 2101 (%)	4	9	7	8	11	10	4	0
	7.55	16.98	13.21	15.09	20.75	18.87	7.55	0.00
BIOT 2102 (%)	10	10	6	7	7	9	3	1
	18.87	18.87	11.32	13.21	13.21	16.98	5.66	1.89
BIOT 2103 (%)	0	4	15	11	12	10	0	1
	0.00	7.55	28.30	20.75	22.64	18.87	0.00	1.89
BIOT 2104 (%)	4	14	8	12	9	5	0	1
	7.55	26.42	15.09	22.64	16.98	9.43	0.00	1.89
HMTS 2002 (%)	1	6	5	6	16	18	1	0
	1.89	11.32	9.43	11.32	30.19	33.96	1.89	0.00

LAB PAPERS

Paper Code & Percentage	O (>89)	E (80-89)	A (70-79)	B (60-69)	C (50-59)	D (40-49)	F (<40)	FA/FC
BIOT 2111 (%)	25	26	2	0	0	0	0	0
	47.17	49.06	3.77	0.00	0.00	0.00	0.00	0.00
BIOT 2112 (%)	18	29	6	0	0	0	0	0
	33.96	54.72	11.32	0.00	0.00	0.00	0.00	0.00
BIOT 2113 (%)	23	23	4	3	0	0	0	0
	43.40	43.40	7.55	5.66	0.00	0.00	0.00	0.00

Applied Electronics & Instrumentation Engineering
No. of students = 62

THEORY PAPERS

Paper Code & Percentage	O (>89)	E (80-89)	A (70-79)	B (60-69)	C (50-59)	D (40-49)	F (<40)	FA/FC
MATH 2001 (%)	2	5	4	8	21	16	6	0
	3.23	8.06	6.45	12.90	33.87	25.81	9.68	0.00
MATH 2002 (%)	1	10	16	5	15	10	5	0
	1.61	16.13	25.81	8.06	24.19	16.13	8.06	0.00
CSEN 2001 (%)	2	8	7	16	9	16	4	0
	3.23	12.90	11.29	25.81	14.52	25.81	6.45	0.00
AEIE 2101 (%)	1	2	2	14	14	23	6	0
	1.61	3.23	3.23	22.58	22.58	37.10	9.68	0.00
AEIE 2102 (%)	4	11	9	9	12	11	6	0
	6.45	17.74	14.52	14.52	19.35	17.74	9.68	0.00
HMTS 2001 (%)	3	20	16	11	8	4	0	0
	4.84	32.26	25.81	17.74	12.90	6.45	0.00	0.00

LAB PAPERS

Paper Code & Percentage	O (>89)	E (80-89)	A (70-79)	B (60-69)	C (50-59)	D (40-49)	F (<40)	FA/FC
MATH 2012 (%)	11	17	14	13	2	3	0	2
	17.74	27.42	22.58	20.97	3.23	4.84	0.00	3.23
CSEN 2011 (%)	10	14	10	19	7	0	0	2
	16.13	22.58	16.13	30.65	11.29	0.00	0.00	3.23
AEIE 2111 (%)	4	13	22	16	6	0	0	1
	6.45	20.97	35.48	25.81	9.68	0.00	0.00	1.61
AEIE 2112 (%)	17	21	18	3	1	1	0	1
	27.42	33.87	29.03	4.84	1.61	1.61	0.00	1.61

Chemical Engineering
No. of students = 64

THEORY PAPERS

Paper Code & Percentage	O (>89)	E (80-89)	A (70-79)	B (60-69)	C (50-59)	D (40-49)	F (<40)	FA/FC
CHEM 2001 (%)	3	4	13	14	18	11	1	0
	4.69	6.25	20.31	21.88	28.13	17.19	1.56	0.00
CHEN 2101 (%)	1	7	22	12	12	7	3	0
	1.56	10.94	34.38	18.75	18.75	10.94	4.69	0.00
CHEN 2102 (%)	7	10	16	9	8	11	3	0
	10.94	15.63	25.00	14.06	12.50	17.19	4.69	0.00
CHEN 2103 (%)	2	11	22	16	7	3	3	0
	3.13	17.19	34.38	25.00	10.94	4.69	4.69	0.00
CHEN 2104 (%)	0	2	7	14	17	21	3	0
	0.00	3.13	10.94	21.88	26.56	32.81	4.69	0.00
HMTS 2002 (%)	1	2	0	9	18	29	5	0
	1.56	3.13	0.00	14.06	28.13	45.31	7.81	0.00

LAB PAPERS

Paper Code & Percentage	O (>89)	E (80-89)	A (70-79)	B (60-69)	C (50-59)	D (40-49)	F (<40)	FA/FC
CHEN 2111 (%)	23	31	6	4	0	0	0	0
	35.94	48.44	9.38	6.25	0.00	0.00	0.00	0.00
CHEN 2112 (%)	45	19	0	0	0	0	0	0
	70.31	29.69	0.00	0.00	0.00	0.00	0.00	0.00
CHEN 2113 (%)	12	34	18	0	0	0	0	0
	18.75	53.13	28.13	0.00	0.00	0.00	0.00	0.00
CHEN 2114 (%)	17	16	23	7	1	0	0	0
	26.56	25.00	35.94	10.94	1.56	0.00	0.00	0.00

Mechanical Engineering
No. of students = 143

THEORY PAPERS

Paper Code & Percentage	O (>89)	E (80-89)	A (70-79)	B (60-69)	C (50-59)	D (40-49)	F (<40)	FA/FC
PHYS 2001 (%)	3	5	8	21	21	55	27	3
	2.10	3.50	5.59	14.69	14.69	38.46	18.88	2.10
MECH 2101 (%)	0	2	8	12	13	81	24	3
	0.00	1.40	5.59	8.39	9.09	56.64	16.78	2.10
MECH 2102 (%)	0	2	3	23	29	59	26	1
	0.00	1.40	2.10	16.08	20.28	41.26	18.18	0.70
MECH 2103 (%)	7	18	25	23	22	27	19	2
	4.90	12.59	17.48	16.08	15.38	18.88	13.29	1.40
MECH 2104 (%)	2	10	16	22	37	44	7	5
	1.40	6.99	11.19	15.38	25.87	30.77	4.90	3.50
MECH 2105 (%)	6	15	30	32	21	28	9	2
	4.20	10.49	20.98	22.38	14.69	19.58	6.29	1.40
HMTS 2002 (%)	1	2	6	19	26	81	7	1
	0.70	1.40	4.20	13.29	18.18	56.64	4.90	0.70

LAB PAPERS

Paper Code & Percentage	O (>89)	E (80-89)	A (70-79)	B (60-69)	C (50-59)	D (40-49)	F (<40)	FA/FC
HMTS 2011 (%)	12	28	52	24	14	7	6	0
	8.39	19.58	36.36	16.78	9.79	4.90	4.20	0.00
MECH 2111 (%)	4	9	24	47	28	23	6	2
	2.80	6.29	16.78	32.87	19.58	16.08	4.20	1.40
MECH 2112 (%)	3	25	33	38	24	14	4	2
	2.10	17.48	23.08	26.57	16.78	9.79	2.80	1.40
MECH 2113 (%)	1	18	45	37	25	13	2	2
	0.70	12.59	31.47	25.87	17.48	9.09	1.40	1.40

Civil Engineering
No. of students = 144

THEORY PAPERS

Paper Code & Percentage	O (>89)	E (80-89)	A (70-79)	B (60-69)	C (50-59)	D (40-49)	F (<40)	FA/FC
MATH 2001 (%)	3	13	21	19	17	37	34	0
	2.08	9.03	14.58	13.19	11.81	25.69	23.61	0.00
CIVL 2101 (%)	14	42	31	30	13	12	1	1
	9.72	29.17	21.53	20.83	9.03	8.33	0.69	0.69
CIVL 2102 (%)	2	9	20	27	36	36	14	0
	1.39	6.25	13.89	18.75	25.00	25.00	9.72	0.00
CIVL 2103 (%)	12	51	37	25	13	3	2	1
	8.33	35.42	25.69	17.36	9.03	2.08	1.39	0.69
CIVL 2104 (%)	1	18	28	39	31	24	3	0
	0.69	12.50	19.44	27.08	21.53	16.67	2.08	0.00
HMTS 2002 (%)	2	11	11	20	35	58	7	0
	1.39	7.64	7.64	13.89	24.31	40.28	4.86	0.00

LAB PAPERS

Paper Code & Percentage	O (>89)	E (80-89)	A (70-79)	B (60-69)	C (50-59)	D (40-49)	F (<40)	FA/FC
HMTS 2011 (%)	0	34	67	26	7	6	4	0
	0.00	23.61	46.53	18.06	4.86	4.17	2.78	0.00
CIVL 2111 (%)	16	17	29	39	20	19	3	1
	11.11	11.81	20.14	27.08	13.89	13.19	2.08	0.69
CIVL 2112 (%)	10	46	49	24	13	1	0	1
	6.94	31.94	34.03	16.67	9.03	0.69	0.00	0.69
CIVL 2121 (%)	11	31	42	39	15	2	2	2
	7.64	21.53	29.17	27.08	10.42	1.39	1.39	1.39
CIVL 2122 (%)	44	48	16	14	11	8	2	1
	30.56	33.33	11.11	9.72	7.64	5.56	1.39	0.69

Electrical Engineering
No. of students = 75

THEORY PAPERS

Paper Code & Percentage	O (>89)	E (80-89)	A (70-79)	B (60-69)	C (50-59)	D (40-49)	F (<40)	FA/FC
MATH 2001 (%)	5	14	5	11	8	20	10	2
	6.67	18.67	6.67	14.67	10.67	26.67	13.33	2.67
PHYS 2001 (%)	3	9	8	10	17	21	7	0
	4.00	12.00	10.67	13.33	22.67	28.00	9.33	0.00
ELEC 2101 (%)	1	9	11	13	9	24	6	2
	1.33	12.00	14.67	17.33	12.00	32.00	8.00	2.67
ELEC 2102 (%)	7	8	3	13	11	24	8	1
	9.33	10.67	4.00	17.33	14.67	32.00	10.67	1.33
ELEC 2103 (%)	1	2	12	8	16	26	10	0
	1.33	2.67	16.00	10.67	21.33	34.67	13.33	0.00
HMTS 2002 (%)	2	5	7	17	18	25	1	0
	2.67	6.67	9.33	22.67	24.00	33.33	1.33	0.00

LAB PAPERS

Paper Code & Percentage	O (>89)	E (80-89)	A (70-79)	B (60-69)	C (50-59)	D (40-49)	F (<40)	FA/FC
PHYS 2111 (%)	16	28	12	8	4	7	0	0
	21.33	37.33	16.00	10.67	5.33	9.33	0.00	0.00
ELEC 2111 (%)	8	30	25	6	5	1	0	0
	10.67	40.00	33.33	8.00	6.67	1.33	0.00	0.00
ELEC 2112 (%)	8	26	31	7	3	0	0	0
	10.67	34.67	41.33	9.33	4.00	0.00	0.00	0.00
HMTS 2011 (%)	1	28	32	14	0	0	0	0
	1.33	37.33	42.67	18.67	0.00	0.00	0.00	0.00

RESULT ANALYSIS (M.TECH / THEORY & SESSIONAL PAPERS)
2ND YEAR, ODD SEM – 2018

Computer Science & Engineering

No. of students = 10

Paper Code & Percentage	O (>89)	E (80-89)	A (70-79)	B (60-69)	C (50-59)	D (40-49)	F (<40)	FA
CSEN 6101	1	3	2	3	1	0	0	0
(%)	10.00	30.00	20.00	30.00	10.00	0.00	0.00	0.00
CSEN 6141 / 6148	0	1	4	3	1	1	0	0
(%)	0.00	10.00	40.00	30.00	10.00	10.00	0.00	0.00
CSEN 6159	0	3	4	3	0	0	0	0
(%)	0.00	30.00	40.00	30.00	0.00	0.00	0.00	0.00
CSEN 6195 Thesis	0	2	6	2	0	0	0	0
(%)	0.00	20.00	60.00	20.00	0.00	0.00	0.00	0.00

VLSI

No. of students = 10

Paper Code & Percentage	O (>89)	E (80-89)	A (70-79)	B (60-69)	C (50-59)	D (40-49)	F (<40)	FA
HMTS 6101	0	0	1	0	6	3	0	0
(%)	0.00	0.00	10.00	0.00	60.00	30.00	0.00	0.00
VLSI 6101	0	0	1	1	3	5	0	0
(%)	0.00	0.00	10.00	10.00	30.00	50.00	0.00	0.00
VLSI 6111 (LAB)	2	4	0	4	0	0	0	0
(%)	20.00	40.00	0.00	40.00	0.00	0.00	0.00	0.00
VLSI 6121 (Thesis)	6	4	0	0	0	0	0	0
(%)	60.00	40.00	0.00	0.00	0.00	0.00	0.00	0.00

Electronics & Communication Engineering

No. of students = 4

Paper Code & Percentage	O (>89)	E (80-89)	A (70-79)	B (60-69)	C (50-59)	D (40-49)	F (<40)	FA
HMTS 6101	2	1	0	0	1	0	0	0
(%)	50.00	25.00	0.00	0.00	25.00	0.00	0.00	0.00
ECEN 6132	2	1	0	1	0	0	0	0
(%)	50.00	25.00	0.00	25.00	0.00	0.00	0.00	0.00
ECEN 6141	0	2	1	0	1	0	0	0
(%)	0.00	50.00	25.00	0.00	25.00	0.00	0.00	0.00
ECEN 6121 (Thesis)	4	0	0	0	0	0	0	0
(%)	100.00	0.00	0.00	0.00	0.00	0.00	0.00	0.00

Biotechnology

No. of students = 5

Paper Code & Percentage	O (>89)	E (80-89)	A (70-79)	B (60-69)	C (50-59)	D (40-49)	F (<40)	FA
BIOT 6101 (%)	0	0	2	2	1	0	0	0
	0.00	0.00	40.00	40.00	20.00	0.00	0.00	0.00
BIOT 6102 (%)	0	0	1	4	0	0	0	0
	0.00	0.00	20.00	80.00	0.00	0.00	0.00	0.00
BIOT 6152/ 6153 (%)	2	0	2	1	0	0	0	0
	40.00	0.00	40.00	20.00	0.00	0.00	0.00	0.00
BIOT 6111 (LAB) (%)	1	3	1	0	0	0	0	0
	20.00	60.00	20.00	0.00	0.00	0.00	0.00	0.00
BIOT 6121 (Thesis) (%)	3	2	0	0	0	0	0	0
	60.00	40.00	0.00	0.00	0.00	0.00	0.00	0.00

Applied Electronics & Instrumentation Engineering

No. of students = 5

Paper Code & Percentage	O (>89)	E (80-89)	A (70-79)	B (60-69)	C (50-59)	D (40-49)	F (<40)	FA
AEIE 6133 (%)	0	2	2	0	1	0	0	0
	0.00	40.00	40.00	0.00	20.00	0.00	0.00	0.00
AEIE 6143 (%)	0	1	2	1	1	0	0	0
	0.00	20.00	40.00	20.00	20.00	0.00	0.00	0.00
AEIE 6151 (%)	0	3	0	1	1	0	0	0
	0.00	60.00	0.00	20.00	20.00	0.00	0.00	0.00
AEIE 6121 (Thesis) (%)	1	2	2	0	0	0	0	0
	20.00	40.00	40.00	0.00	0.00	0.00	0.00	0.00

Renewable Energy

No. of students = 2

Paper Code & Percentage	O (>89)	E (80-89)	A (70-79)	B (60-69)	C (50-59)	D (40-49)	F (<40)	FA
REEN 6101 (%)	0	0	0	1	1	0	0	0
	0.00	0.00	0.00	50.00	50.00	0.00	0.00	0.00
REEN 6102 (%)	0	1	0	0	1	0	0	0
	0.00	50.00	0.00	0.00	50.00	0.00	0.00	0.00
REEN 6142 (%)	0	0	1	0	0	1	0	0
	0.00	0.00	50.00	0.00	0.00	50.00	0.00	0.00
REEN 6111 (LAB) (%)	1	1	0	0	0	0	0	0
	50.00	50.00	0.00	0.00	0.00	0.00	0.00	0.00
REEN 6121 (Thesis) (%)	0	1	1	0	0	0	0	0
	0.00	50.00	50.00	0.00	0.00	0.00	0.00	0.00

RESULT ANALYSIS (MCA / THEORY & LAB PAPERS)

2nd YEAR, ODD SEM – 2018

NO. OF STUDENTS = 49

THEORY PAPERS

Paper Code & Percentage	O (>89)	E (80-89)	A (70-79)	B (60-69)	C (50-59)	D (40-49)	F (<40)	FA
MCAP 2101 (%)	6	9	20	5	4	3	2	0
	12.24	18.37	40.82	10.20	8.16	6.12	4.08	0.00
MCAP 2102 (%)	0	6	16	12	10	5	0	0
	0.00	12.24	32.65	24.49	20.41	10.20	0.00	0.00
MCAP 2103 (%)	3	12	5	15	8	6	0	0
	6.12	24.49	10.20	30.61	16.33	12.24	0.00	0.00
MCAP 2104 (%)	2	8	17	12	5	5	0	0
	4.08	16.33	34.69	24.49	10.20	10.20	0.00	0.00
CHEM 2101 (%)	1	5	8	11	14	8	2	0
	2.04	10.20	16.33	22.45	28.57	16.33	4.08	0.00

LAB PAPERS

Paper Code & Percentage	O (>89)	E (80-89)	A (70-79)	B (60-69)	C (50-59)	D (40-49)	F (<40)	FA
MCAP 2111 (%)	15	16	8	6	2	1	1	0
	30.61	32.65	16.33	12.24	4.08	2.04	2.04	0.00
MCAP 2112 (%)	9	12	15	5	4	4	0	0
	18.37	24.49	30.61	10.20	8.16	8.16	0.00	0.00
MCAP 2113 (%)	12	11	10	8	5	3	0	0
	24.49	22.45	20.41	16.33	10.20	6.12	0.00	0.00

RESULT ANALYSIS (B.TECH / THEORY & LAB PAPERS)
3rd YEAR, ODD SEM-2018

Computer Science & Engineering

No. of students = 229

THEORY PAPERS

Paper Code & Percentage	O (>89)	E (80-89)	A (70-79)	B (60-69)	C (50-59)	D (40-49)	F (<40)	FA / FC
HMTS 3101 (%)	18	36	35	53	37	36	12	2
	7.86	15.72	15.28	23.14	16.16	15.72	5.24	0.87
CSEN 3101 (%)	5	20	41	38	56	42	23	4
	2.18	8.73	17.90	16.59	24.45	18.34	10.04	1.75
CSEN 3102 (%)	4	27	50	53	43	44	5	3
	1.75	11.79	21.83	23.14	18.78	19.21	2.18	1.31
CSEN 3103 (%)	10	43	60	45	38	24	4	5
	4.37	18.78	26.20	19.65	16.59	10.48	1.75	2.18
CSEN 3104 (%)	22	42	50	43	29	31	8	4
	9.61	18.34	21.83	18.78	12.66	13.54	3.49	1.75
AEIE 3105 (%)	29	40	45	46	27	27	9	6
	12.66	17.47	19.65	20.09	11.79	11.79	3.93	2.62

LAB PAPERS

Paper Code & Percentage	O (>89)	E (80-89)	A (70-79)	B (60-69)	C (50-59)	D (40-49)	F (<40)	FA /FC
CSEN 3112 (%)	55	54	46	38	16	16	0	4
	24.02	23.58	20.09	16.59	6.99	6.99	0.00	1.75
CSEN 3113 (%)	86	66	46	13	11	6	0	1
	37.55	28.82	20.09	5.68	4.80	2.62	0.00	0.44
CSEN 3114 (%)	64	60	38	22	24	16	1	4
	27.95	26.20	16.59	9.61	10.48	6.99	0.44	1.75
AEIE 3115 (%)	104	70	36	11	3	0	0	5
	45.41	30.57	15.72	4.80	1.31	0.00	0.00	2.18

Information Technology

No. of students = 63

THEORY PAPERS

Paper Code & Percentage	O (>89)	E (80-89)	A (70-79)	B (60-69)	C (50-59)	D (40-49)	F (<40)	FA/FC
HMTS 3101	0	4	19	11	12	11	4	2
(%)	0.00	6.35	30.16	17.46	19.05	17.46	6.35	3.17
INFO 3101	6	15	12	16	4	6	2	2
(%)	9.52	23.81	19.05	25.40	6.35	9.52	3.17	3.17
INFO 3102	3	11	21	9	7	8	2	2
(%)	4.76	17.46	33.33	14.29	11.11	12.70	3.17	3.17
INFO 3103	4	14	11	8	10	12	2	2
(%)	6.35	22.22	17.46	12.70	15.87	19.05	3.17	3.17
INFO 3104	7	19	14	6	7	8	0	2
(%)	11.11	30.16	22.22	9.52	11.11	12.70	0.00	3.17
INFO 3132	2	5	5	3	2	0	0	1
(%)	3.17	7.94	7.94	4.76	3.17	0.00	0.00	1.59
INFO 3133	0	10	13	7	4	8	2	1
(%)	0.00	15.87	20.63	11.11	6.35	12.70	3.17	1.59

LAB PAPERS

Paper Code & Percentage	O (>89)	E (80-89)	A (70-79)	B (60-69)	C (50-59)	D (40-49)	F (<40)	FA
INFO 3111	20	9	13	5	9	4	2	1
(%)	31.75	14.29	20.63	7.94	14.29	6.35	3.17	1.59
INFO 3112	17	11	6	5	4	11	7	2
(%)	26.98	17.46	9.52	7.94	6.35	17.46	11.11	3.17
INFO 3113	9	14	13	10	4	7	5	1
(%)	14.29	22.22	20.63	15.87	6.35	11.11	7.94	1.59
INFO 3114	20	16	15	4	3	3	0	2
(%)	31.75	25.40	23.81	6.35	4.76	4.76	0.00	3.17

Electronics and Communication Engineering
No. of students = 212

THEORY PAPERS

Paper Code & Percentage	O (>89)	E (80-89)	A (70-79)	B (60-69)	C (50-59)	D (40-49)	F (<40)	FA/FC
HMTS 3101	7	37	36	45	39	37	10	1
(%)	3.30	17.45	16.98	21.23	18.40	17.45	4.72	0.47
ECEN 3102	26	52	47	25	27	21	12	2
(%)	12.26	24.53	22.17	11.79	12.74	9.91	5.66	0.94
ECEN 3103	8	19	27	33	49	52	19	5
(%)	3.77	8.96	12.74	15.57	23.11	24.53	8.96	2.36
ECEN 3104	18	29	49	42	31	24	14	5
(%)	8.49	13.68	23.11	19.81	14.62	11.32	6.60	2.36
ECEN 3105	6	27	35	44	31	44	21	4
(%)	2.83	12.74	16.51	20.75	14.62	20.75	9.91	1.89

LAB PAPERS

Paper Code & Percentage	O (>89)	E (80-89)	A (70-79)	B (60-69)	C (50-59)	D (40-49)	F (<40)	FA
ECEN 3112	78	49	56	22	4	2	1	0
(%)	36.79	23.11	26.42	10.38	1.89	0.94	0.47	0.00
ECEN 3113	56	34	49	43	29	1	0	0
(%)	26.42	16.04	23.11	20.28	13.68	0.47	0.00	0.00
ECEN 3114	75	65	36	34	2	0	0	0
(%)	35.38	30.66	16.98	16.04	0.94	0.00	0.00	0.00
ECEN 3115	76	79	49	7	0	0	1	0
(%)	35.85	37.26	23.11	3.30	0.00	0.00	0.47	0.00

Biotechnology
No. of students = 49

THEORY PAPERS

Paper Code & Percentage	O (>89)	E (80-89)	A (70-79)	B (60-69)	C (50-59)	D (40-49)	F (<40)	FA
HMTS 3101	2	3	3	10	16	14	1	0
(%)	4.08	6.12	6.12	20.41	32.65	28.57	2.04	0.00
BIOT 3101	19	8	8	7	6	1	0	0
(%)	38.78	16.33	16.33	14.29	12.24	2.04	0.00	0.00
BIOT 3102	2	9	11	15	6	6	0	0
(%)	4.08	18.37	22.45	30.61	12.24	12.24	0.00	0.00
BIOT 3103	2	8	15	7	10	6	0	1
(%)	4.08	16.33	30.61	14.29	20.41	12.24	0.00	2.04
BIOT 3104	7	10	10	8	10	4	0	0
(%)	14.29	20.41	20.41	16.33	20.41	8.16	0.00	0.00
CSEN 3106	7	7	8	8	8	11	0	0
(%)	14.29	14.29	16.33	16.33	16.33	22.45	0.00	0.00

LAB PAPERS

Paper Code & Percentage	O (>89)	E (80-89)	A (70-79)	B (60-69)	C (50-59)	D (40-49)	F (<40)	FA
BIOT 3111	15	17	11	2	4	0	0	0
(%)	30.61	34.69	22.45	4.08	8.16	0.00	0.00	0.00
BIOT 3112	11	16	11	3	5	3	0	0
(%)	22.45	32.65	22.45	6.12	10.20	6.12	0.00	0.00
BIOT 3113	10	21	10	3	5	0	0	0
(%)	20.41	42.86	20.41	6.12	10.20	0.00	0.00	0.00
BIOT 3114	31	15	3	0	0	0	0	0
(%)	63.27	30.61	6.12	0.00	0.00	0.00	0.00	0.00
CSEN 3116	9	9	13	12	4	2	0	0
(%)	18.37	18.37	26.53	24.49	8.16	4.08	0.00	0.00

**Applied Electronics and Instrumentation Engineering
No. of students = 69**

THEORY PAPERS

Paper Code & Percentage	O (>89)	E (80-89)	A (70-79)	B (60-69)	C (50-59)	D (40-49)	F (<40)	FA
HMTS 3101	0	3	11	17	14	22	1	1
(%)	0.00	4.35	15.94	24.64	20.29	31.88	1.45	1.45
AEIE 3101	1	14	17	14	12	9	1	1
(%)	1.45	20.29	24.64	20.29	17.39	13.04	1.45	1.45
AEIE 3102	11	7	17	17	7	8	1	1
(%)	15.94	10.14	24.64	24.64	10.14	11.59	1.45	1.45
AEIE 3103	6	9	11	15	12	14	1	1
(%)	8.70	13.04	15.94	21.74	17.39	20.29	1.45	1.45
AEIE 3104	11	19	13	10	10	3	2	1
(%)	15.94	27.54	18.84	14.49	14.49	4.35	2.90	1.45

LAB PAPERS

Paper Code & Percentage	O (>89)	E (80-89)	A (70-79)	B (60-69)	C (50-59)	D (40-49)	F (<40)	FA
AEIE 3111	33	20	11	4	0	0	0	1
(%)	47.83	28.99	15.94	5.80	0.00	0.00	0.00	1.45
AEIE 3112	30	15	11	7	4	0	0	2
(%)	43.48	21.74	15.94	10.14	5.80	0.00	0.00	2.90
AEIE 3113	27	23	12	4	1	1	0	1
(%)	39.13	33.33	17.39	5.80	1.45	1.45	0.00	1.45
AEIE 3114	34	14	14	6	0	0	0	1
(%)	49.28	20.29	20.29	8.70	0.00	0.00	0.00	1.45

Chemical Engineering
No. of students = 71

THEORY PAPERS

Paper Code & Percentage	O (>89)	E (80-89)	A (70-79)	B (60-69)	C (50-59)	D (40-49)	F (<40)	FA
HMTS 3101	2	17	10	14	15	7	5	1
(%)	2.82	23.94	14.08	19.72	21.13	9.86	7.04	1.41
CHEN 3101	11	13	14	11	10	6	5	1
(%)	15.49	18.31	19.72	15.49	14.08	8.45	7.04	1.41
CHEN 3102	19	9	9	11	7	10	5	1
(%)	26.76	12.68	12.68	15.49	9.86	14.08	7.04	1.41
CHEN 3103	1	5	8	10	14	26	6	1
(%)	1.41	7.04	11.27	14.08	19.72	36.62	8.45	1.41
CHEN 3104	3	7	15	12	13	13	7	1
(%)	4.23	9.86	21.13	16.90	18.31	18.31	9.86	1.41
CHEN 3132	4	3	4	5	6	5	6	2
(%)	5.63	4.23	5.63	7.04	8.45	7.04	8.45	2.82
CHEN 3133	6	15	10	4	1	0	0	0
(%)	8.45	21.13	14.08	5.63	1.41	0.00	0.00	0.00

LAB PAPERS

Paper Code & Percentage	O (>89)	E (80-89)	A (70-79)	B (60-69)	C (50-59)	D (40-49)	F (<40)	FA
CHEN 3111	10	32	21	5	1	0	0	2
(%)	14.08	45.07	29.58	7.04	1.41	0.00	0.00	2.82
CHEN 3112	14	25	18	13	0	0	0	1
(%)	19.72	35.21	25.35	18.31	0.00	0.00	0.00	1.41
CHEN 3113	22	23	13	12	0	0	0	1
(%)	30.99	32.39	18.31	16.90	0.00	0.00	0.00	1.41

Mechanical Engineering
No. of students = 142

THEORY PAPERS

Paper Code & Percentage	O (>89)	E (80-89)	A (70-79)	B (60-69)	C (50-59)	D (40-49)	F (<40)	FA/FC
HMTS 3101 (%)	3	10	15	25	34	42	11	2
	2.11	7.04	10.56	17.61	23.94	29.58	7.75	1.41
MECH 3101 (%)	1	3	7	12	32	66	19	2
	0.70	2.11	4.93	8.45	22.54	46.48	13.38	1.41
MECH 3102 (%)	5	12	20	31	21	32	14	7
	3.52	8.45	14.08	21.83	14.79	22.54	9.86	4.93
MECH 3103 (%)	5	1	9	18	32	51	24	2
	3.52	0.70	6.34	12.68	22.54	35.92	16.90	1.41
MECH 3131 (%)	6	7	11	6	11	11	1	1
	4.23	4.93	7.75	4.23	7.75	7.75	0.70	0.70
MECH 3132 (%)	3	4	12	6	13	15	1	1
	2.11	2.82	8.45	4.23	9.15	10.56	0.70	0.70
MECH 3133 (%)	1	0	6	4	3	14	3	2
	0.70	0.00	4.23	2.82	2.11	9.86	2.11	1.41
MECH 3141 (%)	0	5	13	15	4	3	0	0
	0.00	3.52	9.15	10.56	2.82	2.11	0.00	0.00
MECH 3142 (%)	4	2	5	4	3	9	3	3
	2.82	1.41	3.52	2.82	2.11	6.34	2.11	2.11
MECH 3143 (%)	8	8	10	9	5	0	0	0
	5.63	5.63	7.04	6.34	3.52	0.00	0.00	0.00
MECH 3144 (%)	1	1	0	2	9	13	1	2
	0.70	0.70	0.00	1.41	6.34	9.15	0.70	1.41

LAB PAPERS

Paper Code & Percentage	O (>89)	E (80-89)	A (70-79)	B (60-69)	C (50-59)	D (40-49)	F (<40)	FA
MECH 3111 (%)	6	15	32	23	27	25	12	2
	4.23	10.56	22.54	16.20	19.01	17.61	8.45	1.41
MECH 3112 (%)	10	17	26	25	27	21	12	4
	7.04	11.97	18.31	17.61	19.01	14.79	8.45	2.82
MECH 3136/37/38 (%)	6	31	40	29	18	10	6	2
	4.23	21.83	28.17	20.42	12.68	7.04	4.23	1.41

Civil Engineering
No. of students = 138

THEORY PAPERS

Paper Code & Percentage	O (>89)	E (80-89)	A (70-79)	B (60-69)	C (50-59)	D (40-49)	F (<40)	FA
HMTS 3101	0	8	13	26	32	48	7	4
(%)	0.00	5.80	9.42	18.84	23.19	34.78	5.07	2.90
CIVL 3101	16	17	22	24	23	19	10	7
(%)	11.59	12.32	15.94	17.39	16.67	13.77	7.25	5.07
CIVL 3102	5	12	24	21	32	30	10	4
(%)	3.62	8.70	17.39	15.22	23.19	21.74	7.25	2.90
CIVL 3103	0	19	28	44	23	14	3	7
(%)	0.00	13.77	20.29	31.88	16.67	10.14	2.17	5.07
CIVL 3104	7	20	17	27	31	20	8	8
(%)	5.07	14.49	12.32	19.57	22.46	14.49	5.80	5.80
CIVL 3105	18	19	19	29	13	19	12	9
(%)	13.04	13.77	13.77	21.01	9.42	13.77	8.70	6.52

LAB PAPERS

Paper Code & Percentage	O (>89)	E (80-89)	A (70-79)	B (60-69)	C (50-59)	D (40-49)	F (<40)	FA
CIVL 3111	13	26	19	20	23	25	5	7
(%)	9.42	18.84	13.77	14.49	16.67	18.12	3.62	5.07
CIVL 3112	35	54	22	12	5	1	2	7
(%)	25.36	39.13	15.94	8.70	3.62	0.72	1.45	5.07
CIVL 3113	30	29	27	16	11	16	3	6
(%)	21.74	21.01	19.57	11.59	7.97	11.59	2.17	4.35

Electrical Engineering
No. of students = 70

THEORY PAPERS

Paper Code & Percentage	O (>89)	E (80-89)	A (70-79)	B (60-69)	C (50-59)	D (40-49)	F (<40)	FA
HMTS 3101 (%)	0	9	13	15	18	11	4	0
	0.00	12.86	18.57	21.43	25.71	15.71	5.71	0.00
ELEC 3101 (%)	1	7	8	11	11	26	6	0
	1.43	10.00	11.43	15.71	15.71	37.14	8.57	0.00
ELEC 3102 (%)	3	6	14	13	19	12	3	0
	4.29	8.57	20.00	18.57	27.14	17.14	4.29	0.00
ELEC 3103 (%)	2	8	8	13	11	22	5	1
	2.86	11.43	11.43	18.57	15.71	31.43	7.14	1.43
ELEC 3104 (%)	0	5	9	8	24	19	5	0
	0.00	7.14	12.86	11.43	34.29	27.14	7.14	0.00
ELEC 3132 (%)	5	3	10	18	10	19	5	0
	7.14	4.29	14.29	25.71	14.29	27.14	7.14	0.00

LAB PAPERS

Paper Code & Percentage	O (>= 90)	E (80-89)	A (70-79)	B (60-69)	C (50-59)	D (40-49)	F (<40)	FA
ELEC 3111 (%)	21	23	16	9	0	0	0	1
	30.00	32.86	22.86	12.86	0.00	0.00	0.00	1.43
ELEC 3112 (%)	15	22	22	4	4	2	0	1
	21.43	31.43	31.43	5.71	5.71	2.86	0.00	1.43
ELEC 3113 (%)	3	25	11	15	5	8	1	2
	4.29	35.71	15.71	21.43	7.14	11.43	1.43	2.86
ELEC 3114 (%)	19	21	10	8	7	4	0	1
	27.14	30.00	14.29	11.43	10.00	5.71	0.00	1.43

RESULT ANALYSIS (MCA / THEORY & LAB PAPERS)
3rd YEAR, ODD SEM – 2018

NO. OF STUDENTS = 56

THEORY PAPERS

Paper Code & Percentage	O (>89)	E (80-89)	A (70-79)	B (60-69)	C (50-59)	D (40-49)	F (<40)	FA
MCAP 3151 (%)	8	11	13	15	5	4	0	0
	14.29	19.64	23.21	26.79	8.93	7.14	0.00	0.00
MCAP 3160 (%)	3	7	11	17	9	9	0	0
	5.36	12.50	19.64	30.36	16.07	16.07	0.00	0.00
MCAP 3170 /3171 (%)	3	3	4	8	11	23	4	0
	5.36	5.36	7.14	14.29	19.64	41.07	7.14	0.00
MCAP 3182 /3183 (%)	2	9	5	16	16	5	3	0
	3.57	16.07	8.93	28.57	28.57	8.93	5.36	0.00

LAB PAPERS

Paper Code & Percentage	O (>89)	E (80-89)	A (70-79)	B (60-69)	C (50-59)	D (40-49)	F (<40)	FA
MCAP 3156 (%)	9	17	17	9	4	0	0	0
	16.07	30.36	30.36	16.07	7.14	0.00	0.00	0.00
MCAP 3195 (%)	8	16	17	15	0	0	0	0
	14.29	28.57	30.36	26.79	0.00	0.00	0.00	0.00

RESULT ANALYSIS (B.TECH / THEORY & LAB PAPERS)
4th YEAR, ODD SEM-2018

Computer Science & Engineering

No. of students = 225

THEORY PAPERS

Paper Code & Percentage	O (>89)	E (80-89)	A (70-79)	B (60-69)	C (50-59)	D (40-49)	F (<40)	FA
CSEN 4101	20	40	62	48	30	19	6	0
(%)	8.89	17.78	27.56	21.33	13.33	8.44	2.67	0.00
CSEN 4142 / 4144 / 4145	11	30	50	65	42	24	3	0
(%)	4.89	13.33	22.22	28.89	18.67	10.67	1.33	0.00
CSEN 4161 / 4162 / 4163 / 4165	16	33	51	70	36	15	4	0
(%)	7.11	14.67	22.67	31.11	16.00	6.67	1.78	0.00
MATH 4181 / MATH 4182 / BIOT 4181 / ECEN 4181	28	47	57	42	26	20	5	0
(%)	12.44	20.89	25.33	18.67	11.56	8.89	2.22	0.00

LAB PAPERS

Paper Code & Percentage	O (>89)	E (80-89)	A (70-79)	B (60-69)	C (50-59)	D (40-49)	F (<40)	FA
CSEN 4111	65	67	49	35	8	0	1	0
(%)	28.89	29.78	21.78	15.56	3.56	0.00	0.44	0.00
HMTS 4121	31	73	64	36	11	10	0	0
(%)	13.78	32.44	28.44	16.00	4.89	4.44	0.00	0.00
CSEN 4131	53	61	74	30	3	1	0	3
(%)	23.56	27.11	32.89	13.33	1.33	0.44	0.00	1.33
CSEN 4132	39	53	66	53	7	6	0	1
(%)	17.33	23.56	29.33	23.56	3.11	2.67	0.00	0.44
CSEN 4191	23	71	61	55	12	2	0	1
(%)	10.22	31.56	27.11	24.44	5.33	0.89	0.00	0.44

Information Technology

No. of students =65

THEORY PAPERS

Paper Code & Percentage	O (>89)	E (80-89)	A (70-79)	B (60-69)	C (50-59)	D (40-49)	F (<40)	FA
INFO 4101 (%)	1	3	11	14	23	10	3	0
	1.54	4.62	16.92	21.54	35.38	15.38	4.62	0.00
INFO 4102 (%)	1	5	16	13	13	13	4	0
	1.54	7.69	24.62	20.00	20.00	20.00	6.15	0.00
INFO 4142 (%)	2	3	18	11	14	13	4	0
	3.08	4.62	27.69	16.92	21.54	20.00	6.15	0.00
MATH 4181 / AEIE 4182 (%)	1	4	25	22	10	3	0	0
	1.54	6.15	38.46	33.85	15.38	4.62	0.00	0.00

LAB PAPERS

Paper Code & Percentage	O (>89)	E (80-89)	A (70-79)	B (60-69)	C (50-59)	D (40-49)	F (<40)	FA
INFO 4111 (%)	15	18	17	11	2	0	2	0
	23.08	27.69	26.15	16.92	3.08	0.00	3.08	0.00
INFO 4112 (%)	13	9	4	6	13	15	5	0
	20.00	13.85	6.15	9.23	20.00	23.08	7.69	0.00
HMTS 4121 (%)	0	4	23	27	9	2	0	0
	0.00	6.15	35.38	41.54	13.85	3.08	0.00	0.00
INFO 4121 (%)	17	34	12	2	0	0	0	0
	26.15	52.31	18.46	3.08	0.00	0.00	0.00	0.00
INFO 4131 (%)	11	30	21	1	0	0	0	2
	16.92	46.15	32.31	1.54	0.00	0.00	0.00	3.08
INFO 4191 (%)	2	14	14	22	8	3	0	2
	3.08	21.54	21.54	33.85	12.31	4.62	0.00	3.08

No. of students =215

THEORY PAPERS

Paper Code & Percentage	O (>89)	E (80-89)	A (70-79)	B (60-69)	C (50-59)	D (40-49)	F (<40)	FA
ECEN 4101	2	14	27	57	69	40	4	2
(%)	0.93	6.51	12.56	26.51	32.09	18.60	1.86	0.93
ECEN 4102	26	38	63	56	22	8	0	2
(%)	12.09	17.67	29.30	26.05	10.23	3.72	0.00	0.93
ECEN 4103	7	30	42	67	52	15	0	2
(%)	3.26	13.95	19.53	31.16	24.19	6.98	0.00	0.93
CSEN 4182 / INFO 4182 / AEIE 4182 / MATH 4181	8	30	52	53	56	13	1	2
(%)	3.72	13.95	24.19	24.65	26.05	6.05	0.47	0.93

LAB PAPERS

Paper Code & Percentage	O (>89)	E (80-89)	A (70-79)	B (60-69)	C (50-59)	D (40-49)	F (<40)	FA
ECEN 4111	45	97	59	7	3	0	0	4
(%)	20.93	45.12	27.44	3.26	1.40	0.00	0.00	1.86
ECEN 4113	58	120	25	5	1	4	0	2
(%)	26.98	55.81	11.63	2.33	0.47	1.86	0.00	0.93
HMTS 4121	8	76	92	38	0	1	0	0
(%)	3.72	35.35	42.79	17.67	0.00	0.47	0.00	0.00
ECEN 4131	76	121	18	0	0	0	0	0
(%)	35.35	56.28	8.37	0.00	0.00	0.00	0.00	0.00
ECEN 4132	127	69	14	4	0	0	0	1
(%)	59.07	32.09	6.51	1.86	0.00	0.00	0.00	0.47
ECEN 4191	122	72	20	0	0	1	0	0
(%)	56.74	33.49	9.30	0.00	0.00	0.47	0.00	0.00

Biotechnology
No. of students =58

THEORY PAPERS

Paper Code & Percentage	O (>89)	E (80-89)	A (70-79)	B (60-69)	C (50-59)	D (40-49)	F (<40)	FA
BIOT 4101 (%)	1	8	16	16	11	6	0	0
	1.72	13.79	27.59	27.59	18.97	10.34	0.00	0.00
BIOT 4102 (%)	3	5	14	12	12	12	0	0
	5.17	8.62	24.14	20.69	20.69	20.69	0.00	0.00
BIOT 4141/42/43 (%)	12	18	10	13	4	1	0	0
	20.69	31.03	17.24	22.41	6.90	1.72	0.00	0.00
BIOT 4162/64/65 (%)	12	12	12	13	7	2	0	0
	20.69	20.69	20.69	22.41	12.07	3.45	0.00	0.00
CHEN 4181/82 (%)	7	30	15	4	2	0	0	0
	12.07	51.72	25.86	6.90	3.45	0.00	0.00	0.00

LAB PAPERS

Paper Code & Percentage	O (>89)	E (80-89)	A (70-79)	B (60-69)	C (50-59)	D (40-49)	F (<40)	FA
BIOT 4151 / 4152 / 4153 (%)	28	16	7	5	2	0	0	0
	48.28	27.59	12.07	8.62	3.45	0.00	0.00	0.00
HMTS 4121 (%)	0	19	34	4	1	0	0	0
	0.00	32.76	58.62	6.90	1.72	0.00	0.00	0.00
BIOT 4131 (%)	31	24	1	2	0	0	0	0
	53.45	41.38	1.72	3.45	0.00	0.00	0.00	0.00
BIOT 4134 (%)	16	40	2	0	0	0	0	0
	27.59	68.97	3.45	0.00	0.00	0.00	0.00	0.00
BIOT 4191 (%)	22	18	12	2	4	0	0	0
	37.93	31.03	20.69	3.45	6.90	0.00	0.00	0.00

Applied Electronics & Instrumentation Engineering
No. of students =68

THEORY PAPERS

Paper Code & Percentage	O (>89)	E (80-89)	A (70-79)	B (60-69)	C (50-59)	D (40-49)	F (<40)	FA
AEIE 4101	0	14	41	8	4	0	0	1
(%)	0.00	20.59	60.29	11.76	5.88	0.00	0.00	1.47
AEIE 4102 (4)	15	21	19	4	5	2	1	1
(%)	22.06	30.88	27.94	5.88	7.35	2.94	1.47	1.47
AEIE 4142/43	9	20	17	12	7	1	0	2
(%)	13.24	29.41	25.00	17.65	10.29	1.47	0.00	2.94
CSEN 4182 / BIOT 4181 / MATH 4182	10	10	21	14	8	2	0	3
(%)	14.71	14.71	30.88	20.59	11.76	2.94	0.00	4.41

LAB PAPERS

Paper Code & Percentage	O (>89)	E (80-89)	A (70-79)	B (60-69)	C (50-59)	D (40-49)	F (<40)	FA
AEIE4111	12	26	26	2	2	0	0	0
(%)	17.65	38.24	38.24	2.94	2.94	0.00	0.00	0.00
AEIE4112	7	27	26	5	3	0	0	0
(%)	10.29	39.71	38.24	7.35	4.41	0.00	0.00	0.00
HMTS 4121	5	44	15	4	0	0	0	0
(%)	7.35	64.71	22.06	5.88	0.00	0.00	0.00	0.00
AEIE 4131	18	49	1	0	0	0	0	0
(%)	26.47	72.06	1.47	0.00	0.00	0.00	0.00	0.00
AEIE 4191	8	39	21	0	0	0	0	0
(%)	11.76	57.35	30.88	0.00	0.00	0.00	0.00	0.00

Chemical Engineering
No. of students =72

THEORY PAPERS

Paper Code & Percentage	O (>89)	E (80-89)	A (70-79)	B (60-69)	C (50-59)	D (40-49)	F (<40)	FA
CHEN 4101/ (4)	3	8	11	19	23	7	0	1
(%)	4.17	11.11	15.28	26.39	31.94	9.72	0.00	1.39
CHEN 4103 (3)	2	10	21	23	8	5	2	1
(%)	2.78	13.89	29.17	31.94	11.11	6.94	2.78	1.39
CHEN 4141 /4142	13	20	15	7	9	6	1	1
(%)	18.06	27.78	20.83	9.72	12.50	8.33	1.39	1.39
BIOT 4182 / ECEN 4182	12	20	19	13	4	3	0	1
(%)	16.67	27.78	26.39	18.06	5.56	4.17	0.00	1.39
TOTAL	30.00	58.00	66.00	62.00	44.00	21.00	3.00	4.00

LAB PAPERS

Paper Code & Percentage	O (>89)	E (80-89)	A (70-79)	B (60-69)	C (50-59)	D (40-49)	F (<40)	FA
CHEN 4112	18	19	31	3	0	0	0	1
(%)	25.00	26.39	43.06	4.17	0.00	0.00	0.00	1.39
CHEN 4113	20	23	17	11	0	0	0	1
(%)	27.78	31.94	23.61	15.28	0.00	0.00	0.00	1.39
HMTS 4121	9	47	15	0	0	1	0	0
(%)	12.50	65.28	20.83	0.00	0.00	1.39	0.00	0.00
CHEN 4131	14	31	26	0	0	0	0	1
(%)	19.44	43.06	36.11	0.00	0.00	0.00	0.00	1.39
CHEN 4132	2	46	21	0	2	0	0	1
(%)	2.78	63.89	29.17	0.00	2.78	0.00	0.00	1.39
CHEN 4191	1	35	28	6	1	0	0	1
(%)	1.39	48.61	38.89	8.33	1.39	0.00	0.00	1.39

Mechanical Engineering
No. of students =140

THEORY PAPERS

Paper Code & Percentage	O (>89)	E (80-89)	A (70-79)	B (60-69)	C (50-59)	D (40-49)	F (<40)	FA
MECH 4101 (%)	0	3	13	31	55	29	8	1
	0.00	2.14	9.29	22.14	39.29	20.71	5.71	0.71
MECH 4102 (%)	0	6	31	45	46	10	1	1
	0.00	4.29	22.14	32.14	32.86	7.14	0.71	0.71
MECH 4103 (%)	9	28	48	31	7	15	1	1
	6.43	20.00	34.29	22.14	5.00	10.71	0.71	0.71
MECH 4141/43/44 (%)	5	13	35	47	27	10	1	2
	3.57	9.29	25.00	33.57	19.29	7.14	0.71	1.43
AEIE4181/CHEN 4182/CIVL 4181 (%)	13	59	42	8	9	7	1	1
	9.29	42.14	30.00	5.71	6.43	5.00	0.71	0.71

LAB PAPERS

Paper Code & Percentage	O (>89)	E (80-89)	A (70-79)	B (60-69)	C (50-59)	D (40-49)	F (<40)	FA
MECH 4111 (%)	7	10	43	54	14	6	5	1
	5.00	7.14	30.71	38.57	10.00	4.29	3.57	0.71
MECH 4112 (%)	1	13	36	45	25	14	6	0
	0.71	9.29	25.71	32.14	17.86	10.00	4.29	0.00
HMTS 4121 (%)	9	53	48	21	9	0	0	0
	6.43	37.86	34.29	15.00	6.43	0.00	0.00	0.00
MECH 4131 (%)	67	50	20	0	0	3	0	0
	47.86	35.71	14.29	0.00	0.00	2.14	0.00	0.00
MECH 4191 (%)	6	47	34	21	16	10	6	0
	4.29	33.57	24.29	15.00	11.43	7.14	4.29	0.00

**Civil Engineering
No. of students =140**

THEORY PAPERS

Paper Code & Percentage	O (>89)	E (80-89)	A (70-79)	B (60-69)	C (50-59)	D (40-49)	F (<40)	FA
CIVL 4101	9	23	29	39	28	8	4	0
(%)	6.43	16.43	20.71	27.86	20.00	5.71	2.86	0.00
CIVL 4144	15	42	36	27	13	4	3	0
(%)	10.71	30.00	25.71	19.29	9.29	2.86	2.14	0.00
CIVL 4162 / 4163	14	29	46	33	11	5	2	0
(%)	10.00	20.71	32.86	23.57	7.86	3.57	1.43	0.00
CHEN 4181 / ELEC 4182 / MECH 4181	14	18	26	21	28	20	13	0
(%)	10.00	12.86	18.57	15.00	20.00	14.29	9.29	0.00

LAB PAPERS

Paper Code & Percentage	O (>89)	E (80-89)	A (70-79)	B (60-69)	C (50-59)	D (40-49)	F (<40)	FA
CIVL 4111	32	29	31	30	15	1	0	2
(%)	22.86	20.71	22.14	21.43	10.71	0.71	0.00	1.43
HMTS 4121	11	45	31	26	19	8	0	0
(%)	7.86	32.14	22.14	18.57	13.57	5.71	0.00	0.00
CIVL 4131	67	42	16	9	1	0	5	0
(%)	47.86	30.00	11.43	6.43	0.71	0.00	3.57	0.00
CIVL 4132	46	43	35	10	3	0	0	3
(%)	32.86	30.71	25.00	7.14	2.14	0.00	0.00	2.14
CIVL 4191	56	27	34	13	6	2	0	2
(%)	40.00	19.29	24.29	9.29	4.29	1.43	0.00	1.43

**Electrical Engineering
No. of students =71**

THEORY PAPERS

Paper Code & Percentage	O (>89)	E (80-89)	A (70-79)	B (60-69)	C (50-59)	D (40-49)	F (<40)	FA
ELEC 4101 (%)	2	14	17	15	11	9	1	2
	2.82	19.72	23.94	21.13	15.49	12.68	1.41	2.82
ELEC 4102 (%)	25	12	7	15	5	3	2	2
	35.21	16.90	9.86	21.13	7.04	4.23	2.82	2.82
ELEC 4161 (%)	5	15	16	10	9	13	1	2
	7.04	21.13	22.54	14.08	12.68	18.31	1.41	2.82
AEIE 4181 / INFO 4182 (%)	5	14	11	19	11	7	2	2
	7.04	19.72	15.49	26.76	15.49	9.86	2.82	2.82

LAB PAPERS

Paper Code & Percentage	O (>89)	E (80-89)	A (70-79)	B (60-69)	C (50-59)	D (40-49)	F (<40)	FA
ELEC 4111 (%)	19	28	18	4	0	0	0	2
	26.76	39.44	25.35	5.63	0.00	0.00	0.00	2.82
HMTS 4121 (%)	0	64	6	0	0	1	0	0
	0.00	90.14	8.45	0.00	0.00	1.41	0.00	0.00
ELEC 4121 (%)	30	17	15	6	0	1	0	2
	42.25	23.94	21.13	8.45	0.00	1.41	0.00	2.82
ELEC 4031 (%)	7	11	25	12	12	3	0	1
	9.86	15.49	35.21	16.90	16.90	4.23	0.00	1.41
ELEC 4131 (%)	0	66	0	0	5	0	0	0
	0.00	92.96	0.00	0.00	7.04	0.00	0.00	0.00
ELEC 4191 (%)	2	8	18	35	6	1	0	1
	2.82	11.27	25.35	49.30	8.45	1.41	0.00	1.41



HERITAGE INSTITUTE OF TECHNOLOGY

RESULT OF 4TH SEMESTER & 6TH SEMESTER B.TECH
& 2ND SEMESTER & 4TH SEMESTER MCA & 2ND SEMESTER
M.TECH EXAMINATIONS, 2018

Placed for

Approval of
Academic Council
In its meeting dated 31.07.2018

APPROVED BY ACADEMIC COUNCIL

Principal
Heritage Institute of Technology
31.7.2018
Controller of Examinations
Heritage Institute of Technology
31.7.18

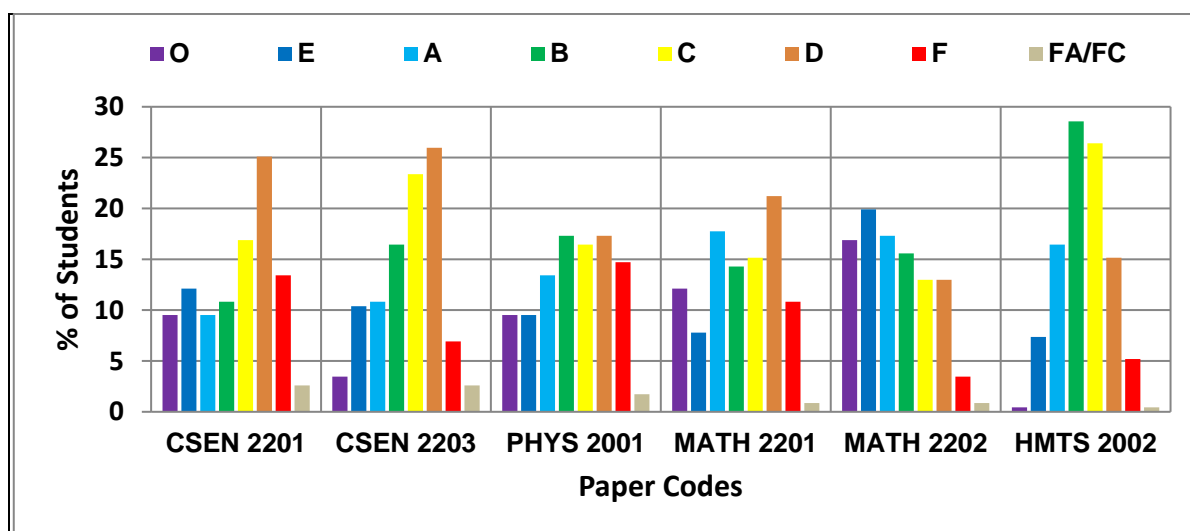
RESULT ANALYSIS (B.TECH/ THEORY & LAB PAPERS)

2ND YEAR, EVEN SEM – 2018

Computer Science & Engineering

No. of Students: 231

Paper Code & Percentage	O (>89)	E (80-89)	A (70-79)	B (60-69)	C (50-59)	D (40-49)	F (<40)	FA
CSEN 2201 (%)	22	28	22	25	39	58	31	6
	9.52	12.12	9.52	10.82	16.88	25.11	13.42	2.60
CSEN 2203 (%)	8	24	25	38	54	60	16	6
	3.46	10.39	10.82	16.45	23.38	25.97	6.93	2.60
PHYS 2001 (%)	22	22	31	40	38	40	34	4
	9.52	9.52	13.42	17.32	16.45	17.32	14.72	1.73
MATH 2201 (%)	28	18	41	33	35	49	25	2
	12.12	7.79	17.75	14.29	15.15	21.21	10.82	0.87
MATH 2202 (%)	39	46	40	36	30	30	8	2
	16.88	19.91	17.32	15.58	12.99	12.99	3.46	0.87
HMTS 2002 (%)	1	17	38	66	61	35	12	1
	0.43	7.36	16.45	28.57	26.41	15.15	5.19	0.43

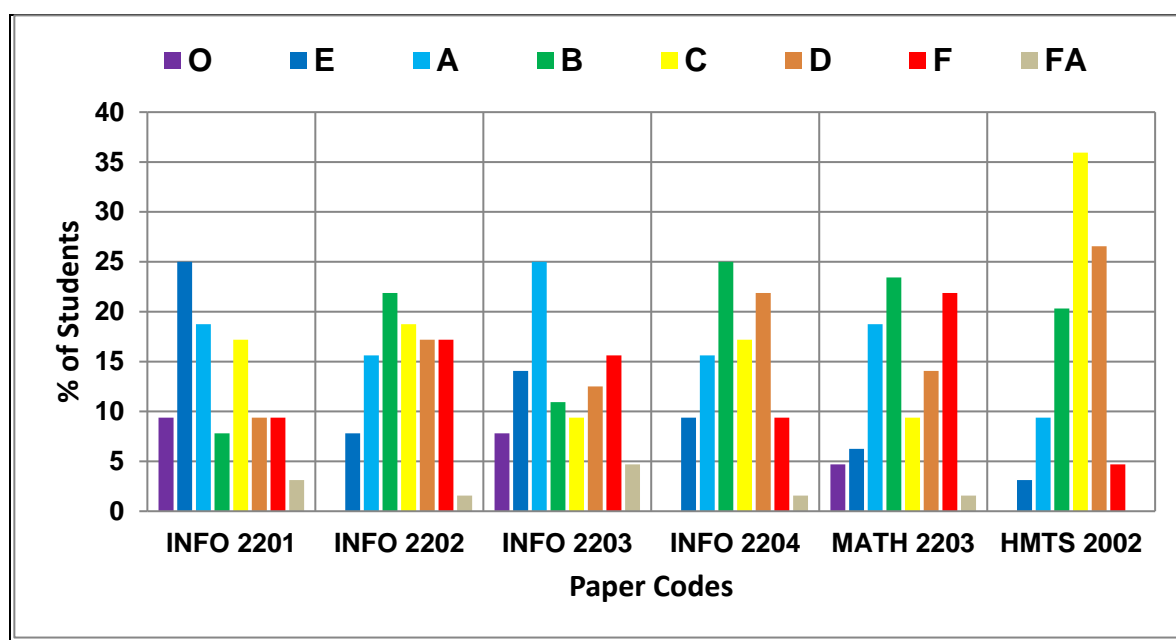


LAB PAPERS

Paper Code & Percentage	O (>89)	E (80-89)	A (70-79)	B (60-69)	C (50-59)	D (40-49)	F (<40)	FA
CSEN 2211 (%)	44	32	41	55	31	22	1	5
	19.05	13.85	17.75	23.81	13.42	9.52	0.43	2.16
PHYS 2011 (%)	50	69	47	36	19	8	0	2
	21.65	29.87	20.35	15.58	8.23	3.46	0.00	0.87
MATH 2212 (%)	92	43	38	20	21	12	1	4
	39.83	18.61	16.45	8.66	9.09	5.19	0.43	1.73
HMTS 2011 (%)	16	102	73	25	5	2	4	4
	6.93	44.16	31.60	10.82	2.16	0.87	1.73	1.73

Information Technology
No. of Students: 64

Paper Code & Percentage	O (>89)	E (80-89)	A (70-79)	B (60-69)	C (50-59)	D (40-49)	F (<40)	FA
INFO 2201 (%)	6	16	12	5	11	6	6	2
	9.38	25.00	18.75	7.81	17.19	9.38	9.38	3.13
INFO 2202 (%)	0	5	10	14	12	11	11	1
	0.00	7.81	15.63	21.88	18.75	17.19	17.19	1.56
INFO 2203 (%)	5	9	16	7	6	8	10	3
	7.81	14.06	25.00	10.94	9.38	12.50	15.63	4.69
INFO 2204 (%)	0	6	10	16	11	14	6	1
	0.00	9.38	15.63	25.00	17.19	21.88	9.38	1.56
MATH 2203 (%)	3	4	12	15	6	9	14	1
	4.69	6.25	18.75	23.44	9.38	14.06	21.88	1.56
HMTS 2002 (%)	0	2	6	13	23	17	3	0
	0.00	3.13	9.38	20.31	35.94	26.56	4.69	0.00



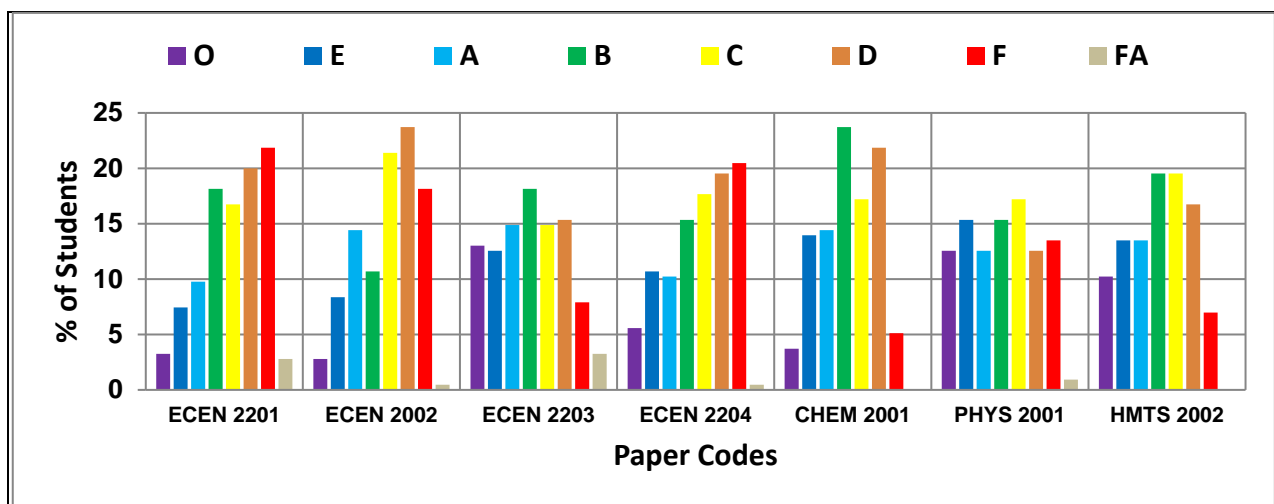
LAB PAPERS

Paper Code & Percentage	O (>89)	E (80-89)	A (70-79)	B (60-69)	C (50-59)	D (40-49)	F (<40)	FA
INFO 2212 (%)	10	9	10	8	4	19	3	1
	15.63	14.06	15.63	12.50	6.25	29.69	4.69	1.56
INFO 2214 (%)	15	11	7	11	10	3	6	1
	23.44	17.19	10.94	17.19	15.63	4.69	9.38	1.56
HMTS 2011 (%)	5	33	21	3	0	0	0	2
	7.81	51.56	32.81	4.69	0.00	0.00	0.00	3.13

Electronics & Communication Engineering

No. of Students: 215

Paper Code & Percentage	O (>89)	E (80-89)	A (70-79)	B (60-69)	C (50-59)	D (40-49)	F (<40)	FA
ECEN 2201 (%)	7	16	21	39	36	43	47	6
	3.26	7.44	9.77	18.14	16.74	20.00	21.86	2.79
ECEN 2002 (%)	6	18	31	23	46	51	39	1
	2.79	8.37	14.42	10.70	21.40	23.72	18.14	0.47
ECEN 2203 (%)	28	27	32	39	32	33	17	7
	13.02	12.56	14.88	18.14	14.88	15.35	7.91	3.26
ECEN 2204 (%)	12	23	22	33	38	42	44	1
	5.58	10.70	10.23	15.35	17.67	19.53	20.47	0.47
CHEM 2001 (%)	8	30	31	51	37	47	11	0
	3.72	13.95	14.42	23.72	17.21	21.86	5.12	0.00
PHYS 2001 (%)	27	33	27	33	37	27	29	2
	12.56	15.35	12.56	15.35	17.21	12.56	13.49	0.93
HMTS 2002 (%)	22	29	29	42	42	36	15	0
	10.23	13.49	13.49	19.53	19.53	16.74	6.98	0.00

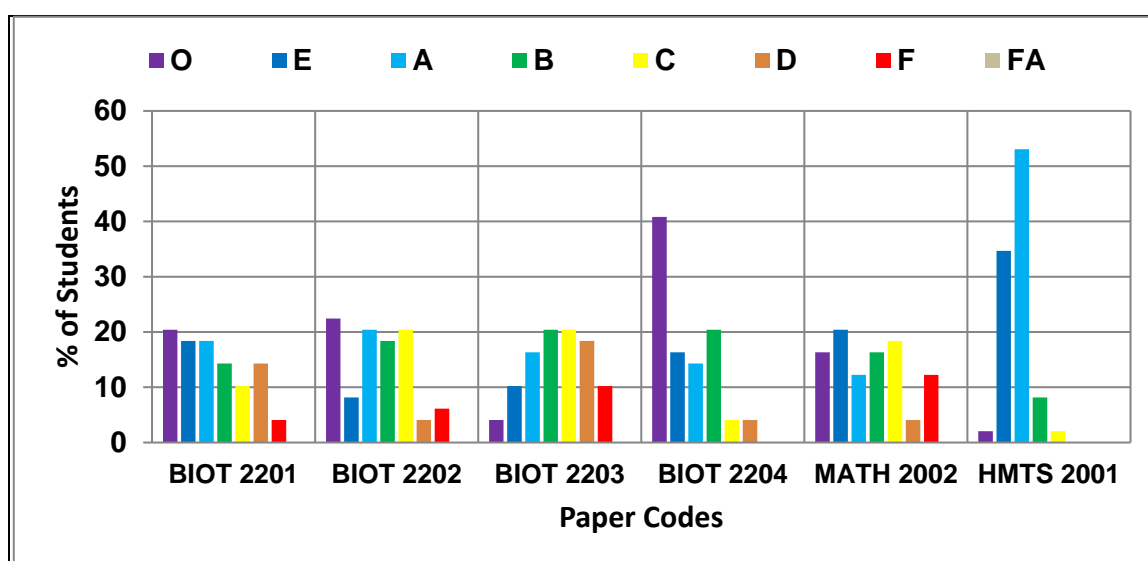


LAB PAPERS

Paper Code & Percentage	O (>89)	E (80-89)	A (70-79)	B (60-69)	C (50-59)	D (40-49)	F (<40)	FA
ECEN 2211 (%)	95	79	28	10	3	0	0	0
	44.19	36.74	13.02	4.65	1.40	0.00	0.00	0.00
ECEN 2012 (%)	59	78	38	34	4	0	0	2
	27.44	36.28	17.67	15.81	1.86	0.00	0.00	0.93
ECEN 2213 (%)	73	85	52	4	0	0	0	1
	33.95	39.53	24.19	1.86	0.00	0.00	0.00	0.47
PHYS 2011 (%)	44	68	59	26	9	7	1	1
	20.47	31.63	27.44	12.09	4.19	3.26	0.47	0.47
HMTS 2011 (%)	11	67	95	31	7	2	1	1
	5.12	31.16	44.19	14.42	3.26	0.93	0.47	0.47

Biotechnology
No. of Students: 49

Paper Code & Percentage	O (>89)	E (80-89)	A (70-79)	B (60-69)	C (50-59)	D (40-49)	F (<40)	FA
BIOT 2201 (%)	10	9	9	7	5	7	2	0
	20.41	18.37	18.37	14.29	10.20	14.29	4.08	0.00
BIOT 2202 (%)	11	4	10	9	10	2	3	0
	22.45	8.16	20.41	18.37	20.41	4.08	6.12	0.00
BIOT 2203 (%)	2	5	8	10	10	9	5	0
	4.08	10.20	16.33	20.41	20.41	18.37	10.20	0.00
BIOT 2204 (%)	20	8	7	10	2	2	0	0
	40.82	16.33	14.29	20.41	4.08	4.08	0.00	0.00
MATH 2002 (%)	8	10	6	8	9	2	6	0
	16.33	20.41	12.24	16.33	18.37	4.08	12.24	0.00
HMTS 2001 (%)	1	17	26	4	1	0	0	0
	2.04	34.69	53.06	8.16	2.04	0.00	0.00	0.00

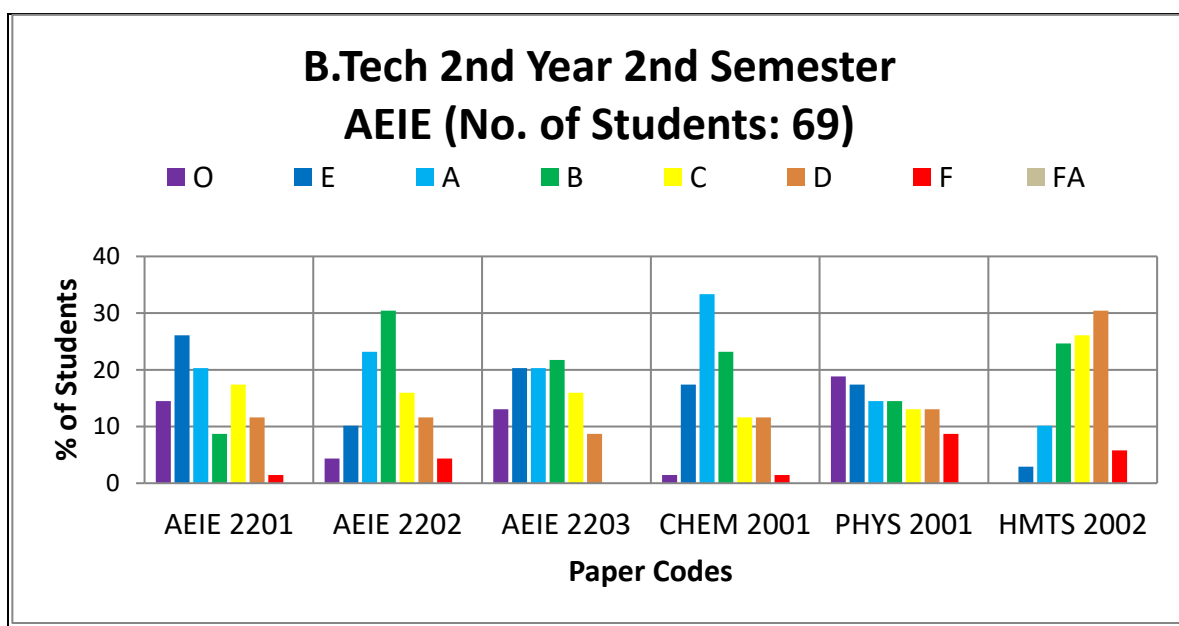


LAB PAPERS

Paper Code & Percentage	O (>89)	E (80-89)	A (70-79)	B (60-69)	C (50-59)	D (40-49)	F (<40)	FA
BIOT 2211 (%)	18	19	5	7	0	0	0	0
	36.73	38.78	10.20	14.29	0.00	0.00	0.00	0.00
BIOT 2212 (%)	5	20	14	6	1	3	0	0
	10.20	40.82	28.57	12.24	2.04	6.12	0.00	0.00
BIOT 2214 (%)	0	4	30	15	0	0	0	0
	0.00	8.16	61.22	30.61	0.00	0.00	0.00	0.00
MATH 2012 (%)	10.00	5.00	12.00	16.00	3.00	2.00	1.00	0.00
	20.41	10.20	24.49	32.65	6.12	4.08	2.04	0.00
HMTS 2011 (%)	12.00	22.00	7.00	5.00	1.00	1.00	1.00	0.00
	24.49	44.90	14.29	10.20	2.04	2.04	2.04	0.00

Applied Electronics & Instrumentation Engineering
No. of Students: 69

Paper Code & Percentage	O (>89)	E (80-89)	A (70-79)	B (60-69)	C (50-59)	D (40-49)	F (<40)	FA
AEIE 2201 (%)	10	18	14	6	12	8	1	0
	14.49	26.09	20.29	8.70	17.39	11.59	1.45	0.00
AEIE 2202 (%)	3	7	16	21	11	8	3	0
	4.35	10.14	23.19	30.43	15.94	11.59	4.35	0.00
AEIE 2203 (%)	9	14	14	15	11	6	0	0
	13.04	20.29	20.29	21.74	15.94	8.70	0.00	0.00
CHEM 2001 (%)	1	12	23	16	8	8	1	0
	1.45	17.39	33.33	23.19	11.59	11.59	1.45	0.00
PHYS 2001 (%)	13	12	10	10	9	9	6	0
	18.84	17.39	14.49	14.49	13.04	13.04	8.70	0.00
HMTS 2002 (%)	0	2	7	17	18	21	4	0
	0.00	2.90	10.14	24.64	26.09	30.43	5.80	0.00

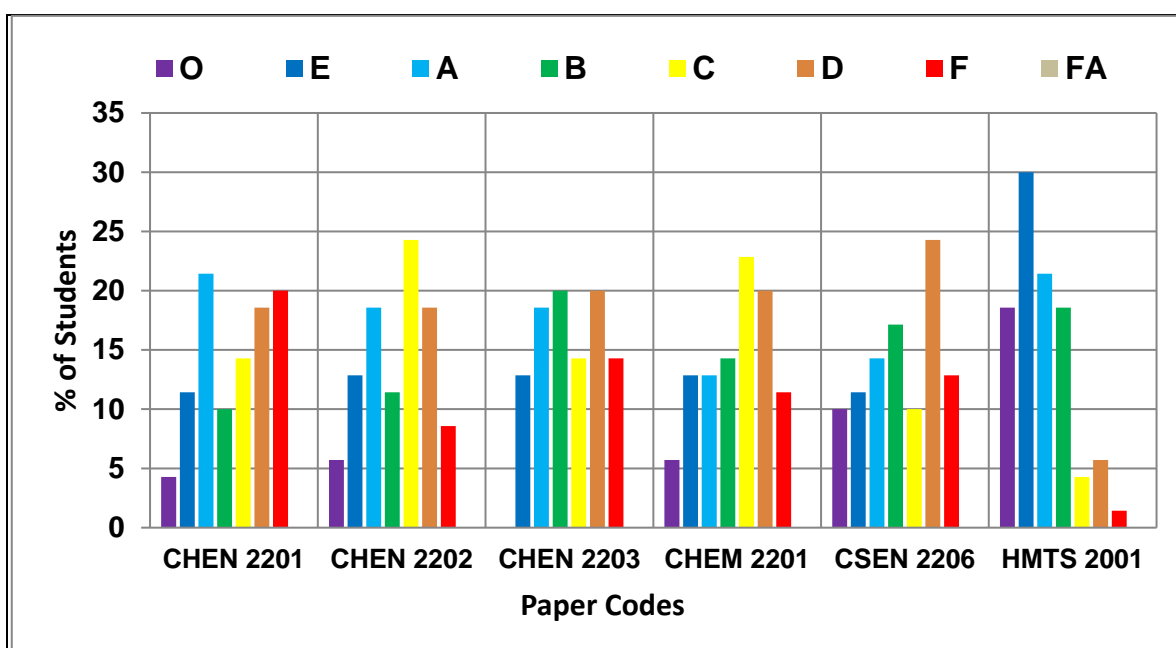


LAB PAPERS

Paper Code & Percentage	O (>89)	E (80-89)	A (70-79)	B (60-69)	C (50-59)	D (40-49)	F (<40)	FA
AEIE 2211 (%)	6	31	24	8	0	0	0	0
	8.70	44.93	34.78	11.59	0.00	0.00	0.00	0.00
AEIE 2212 (%)	28	19	17	4	1	0	0	0
	40.58	27.54	24.64	5.80	1.45	0.00	0.00	0.00
PHYS 2011 (%)	14	20	17	6	6	6	0	0
	20.29	28.99	24.64	8.70	8.70	8.70	0.00	0.00
HMTS 2011 (%)	2	33	24	8	1	1	0	0
	2.90	47.83	34.78	11.59	1.45	1.45	0.00	0.00

Chemical Engineering
No. of Students: 70

Paper Code & Percentage	O (>89)	E (80-89)	A (70-79)	B (60-69)	C (50-59)	D (40-49)	F (<40)	FA
CHEN 2201 (%)	3	8	15	7	10	13	14	0
	4.29	11.43	21.43	10.00	14.29	18.57	20.00	0.00
CHEN 2202 (%)	4	9	13	8	17	13	6	0
	5.71	12.86	18.57	11.43	24.29	18.57	8.57	0.00
CHEN 2203 (%)	0	9	13	14	10	14	10	0
	0.00	12.86	18.57	20.00	14.29	20.00	14.29	0.00
CHEM 2201 (%)	4	9	9	10	16	14	8	0
	5.71	12.86	12.86	14.29	22.86	20.00	11.43	0.00
CSEN 2206 (%)	7	8	10	12	7	17	9	0
	10.00	11.43	14.29	17.14	10.00	24.29	12.86	0.00
HMTS 2001 (%)	13	21	15	13	3	4	1	0
	18.57	30.00	21.43	18.57	4.29	5.71	1.43	0.00

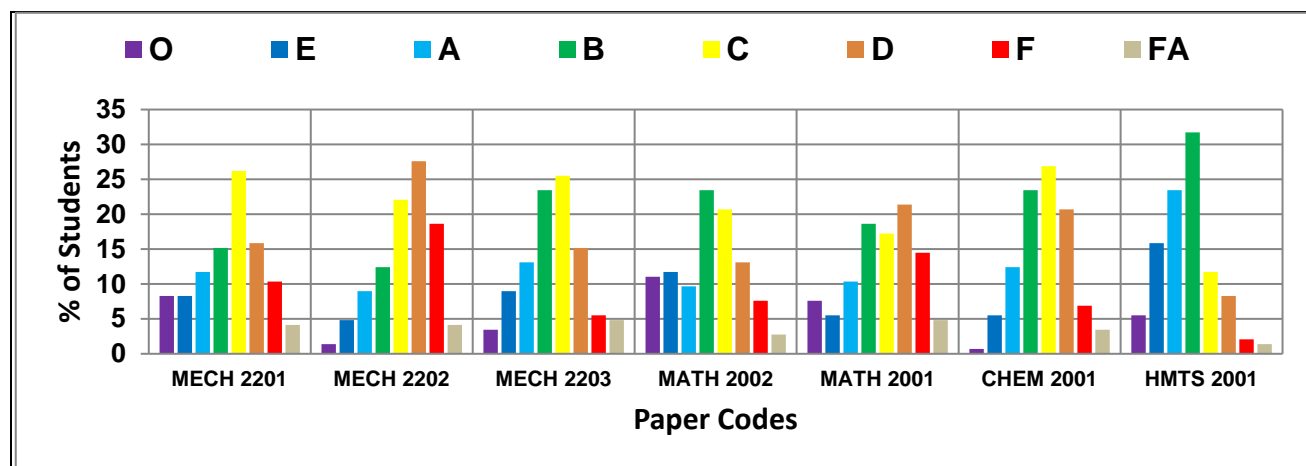


LAB PAPERS

Paper Code & Percentage	O (>89)	E (80-89)	A (70-79)	B (60-69)	C (50-59)	D (40-49)	F (<40)	FA
CHEN 2211 (%)	17	21	22	6	2	0	0	2
	24.29	30.00	31.43	8.57	2.86	0.00	0.00	2.86
CSEN 2211 (%)	19	17	11	12	8	1	0	2
	27.14	24.29	15.71	17.14	11.43	1.43	0.00	2.86
HMTS 2011 (%)	11	33	21	3	0	0	0	2
	15.71	47.14	30.00	4.29	0.00	0.00	0.00	2.86

Mechanical Engineering
No. of Students: 145

Paper Code & Percentage	O (>89)	E (80-89)	A (70-79)	B (60-69)	C (50-59)	D (40-49)	F (<40)	FA
MECH 2201 (%)	12 8.28	12 8.28	17 11.72	22 15.17	38 26.21	23 15.86	15 10.34	6 4.14
MECH 2202 (%)	2 1.38	7 4.83	13 8.97	18 12.41	32 22.07	40 27.59	27 18.62	6 4.14
MECH 2203 (%)	5 3.45	13 8.97	19 13.10	34 23.45	37 25.52	22 15.17	8 5.52	7 4.83
MATH 2002 (%)	16 11.03	17 11.72	14 9.66	34 23.45	30 20.69	19 13.10	11 7.59	4 2.76
MATH 2001 (%)	11 7.59	8 5.52	15 10.34	27 18.62	25 17.24	31 21.38	21 14.48	7 4.83
CHEM 2001 (%)	1 0.69	8 5.52	18 12.41	34 23.45	39 26.90	30 20.69	10 6.90	5 3.45
HMTS 2001 (%)	8 5.52	23 15.86	34 23.45	46 31.72	17 11.72	12 8.28	3 2.07	2 1.38

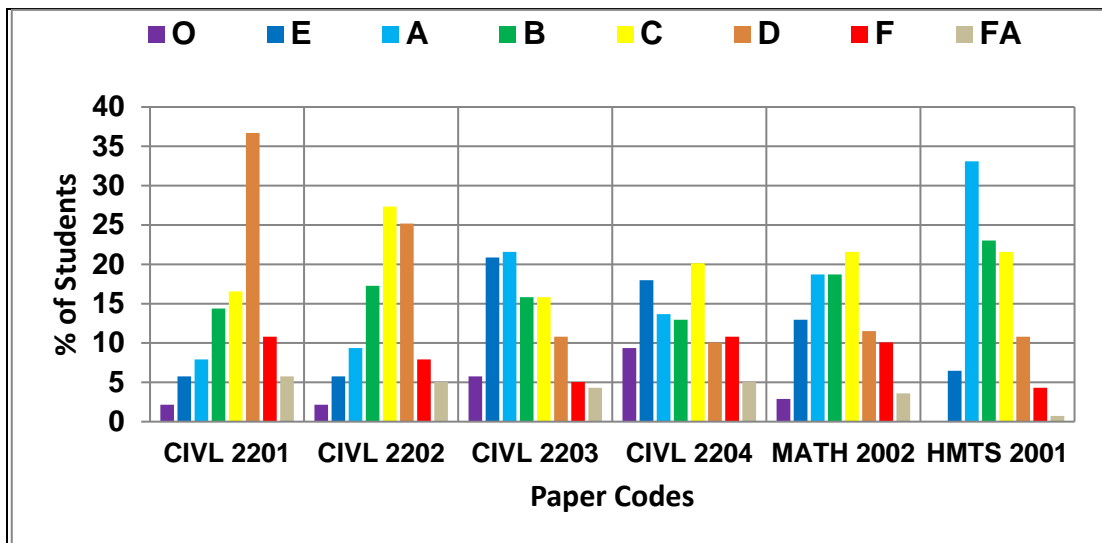


LAB PAPERS

Paper Code & Percentage	O (>89)	E (80-89)	A (70-79)	B (60-69)	C (50-59)	D (40-49)	F (<40)	FA
MECH 2211 (%)	8 5.52	28 19.31	28 19.31	34 23.45	24 16.55	12 8.28	5 3.45	6 4.14
MECH 2212 (%)	11 7.59	37 25.52	43 29.66	20 13.79	16 11.03	13 8.97	1 0.69	4 2.76
MECH 2213 (%)	12 8.28	49 33.79	33 22.76	20 13.79	15 10.34	12 8.28	1 0.69	3 2.07
MECH 2214 (%)	17 11.72	41 28.28	44 30.34	22 15.17	11 7.59	6 4.14	0 0.00	4 2.76
MATH 2012 (%)	19 13.10	15 10.34	22 15.17	32 22.07	19 13.10	34 23.45	0 0.00	4 2.76

Civil Engineering
No. of Students: 139

Paper Code & Percentage	O (>89)	E (80-89)	A (70-79)	B (60-69)	C (50-59)	D (40-49)	F (<40)	FA
CIVL 2201 (%)	3	8	11	20	23	51	15	8
	2.16	5.76	7.91	14.39	16.55	36.69	10.79	5.76
CIVL 2202 (%)	3	8	13	24	38	35	11	7
	2.16	5.76	9.35	17.27	27.34	25.18	7.91	5.04
CIVL 2203 (%)	8	29	30	22	22	15	7	6
	5.76	20.86	21.58	15.83	15.83	10.79	5.04	4.32
CIVL 2204 (%)	13	25	19	18	28	14	15	7
	9.35	17.99	13.67	12.95	20.14	10.07	10.79	5.04
MATH 2002 (%)	4	18	26	26	30	16	14	5
	2.88	12.95	18.71	18.71	21.58	11.51	10.07	3.60
HMTS 2001 (%)	0	9	46	32	30	15	6	1
	0.00	6.47	33.09	23.02	21.58	10.79	4.32	0.72

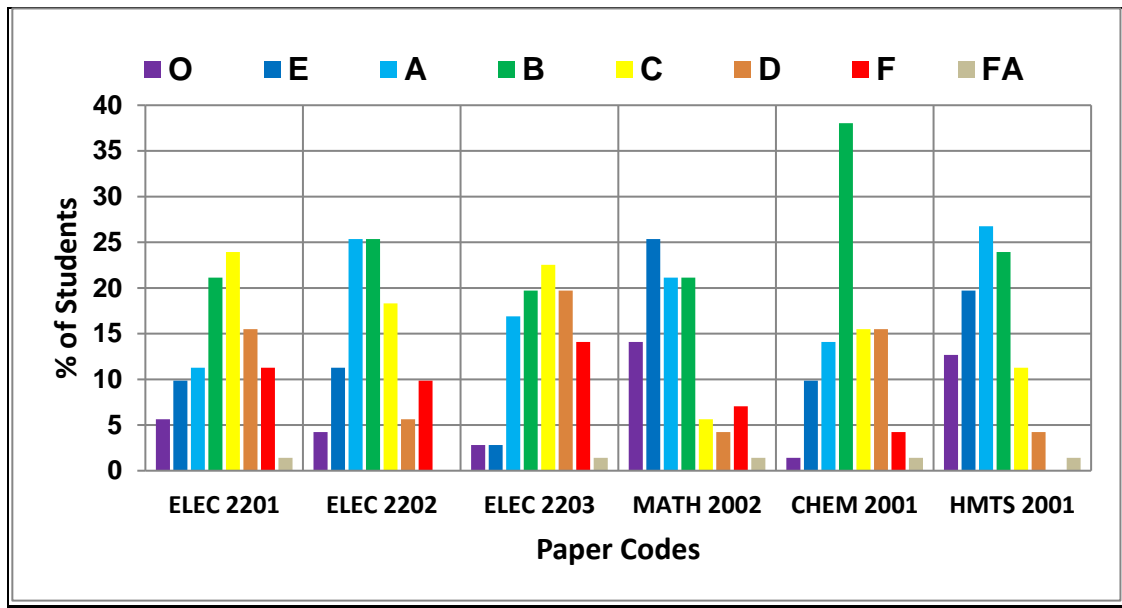


LAB PAPERS

Paper Code & Percentage	O (>89)	E (80-89)	A (70-79)	B (60-69)	C (50-59)	D (40-49)	F (<40)	FA
CIVL 2211 (%)	18	27	21	21	22	21	5	4
	12.95	19.42	15.11	15.11	15.83	15.11	3.60	2.88
CIVL 2212 (%)	20	27	12	16	23	32	7	2
	14.39	19.42	8.63	11.51	16.55	23.02	5.04	1.44
MATH 2012 (%)	25	19	40	28	16	7	0	4
	17.99	13.67	28.78	20.14	11.51	5.04	0.00	2.88
CIVL 2221 (%)	12	27	33	30	19	12	6	0
	8.63	19.42	23.74	21.58	13.67	8.63	4.32	0.00
CIVL 2222 (%)	41	24	24	11	14	24	1	0
	29.50	17.27	17.27	7.91	10.07	17.27	0.72	0.00

**Electrical Engineering
(No. of Students: 71)**

Paper Code & Percentage	O (>89)	E (80-89)	A (70-79)	B (60-69)	C (50-59)	D (40-49)	F (<40)	FA
ELEC 2201 (%)	4	7	8	15	17	11	8	1
	5.63	9.86	11.27	21.13	23.94	15.49	11.27	1.41
ELEC 2202 (%)	3	8	18	18	13	4	7	0
	4.23	11.27	25.35	25.35	18.31	5.63	9.86	0.00
ELEC 2203 (%)	2	2	12	14	16	14	10	1
	2.82	2.82	16.90	19.72	22.54	19.72	14.08	1.41
MATH 2002 (%)	10	18	15	15	4	3	5	1
	14.08	25.35	21.13	21.13	5.63	4.23	7.04	1.41
CHEM 2001 (%)	1	7	10	27	11	11	3	1
	1.41	9.86	14.08	38.03	15.49	15.49	4.23	1.41
HMTS 2001 (%)	9	14	19	17	8	3	0	1
	12.68	19.72	26.76	23.94	11.27	4.23	0.00	1.41



LAB PAPERS

Paper Code & Percentage	O (>89)	E (80-89)	A (70-79)	B (60-69)	C (50-59)	D (40-49)	F (<40)	FA
ELEC 2211 (%)	8	12	26	15	6	1	1	2
	11.27	16.90	36.62	21.13	8.45	1.41	1.41	2.82
ELEC 2212 (%)	4	18	25	12	6	4	0	2
	5.63	25.35	35.21	16.90	8.45	5.63	0.00	2.82
ELEC 2213 (%)	5	18	27	10	7	1	3	0
	7.04	25.35	38.03	14.08	9.86	1.41	4.23	0.00
MATH 2012 (%)	17	11	13	15	12	1	0	2
	23.94	15.49	18.31	21.13	16.90	1.41	0.00	2.82

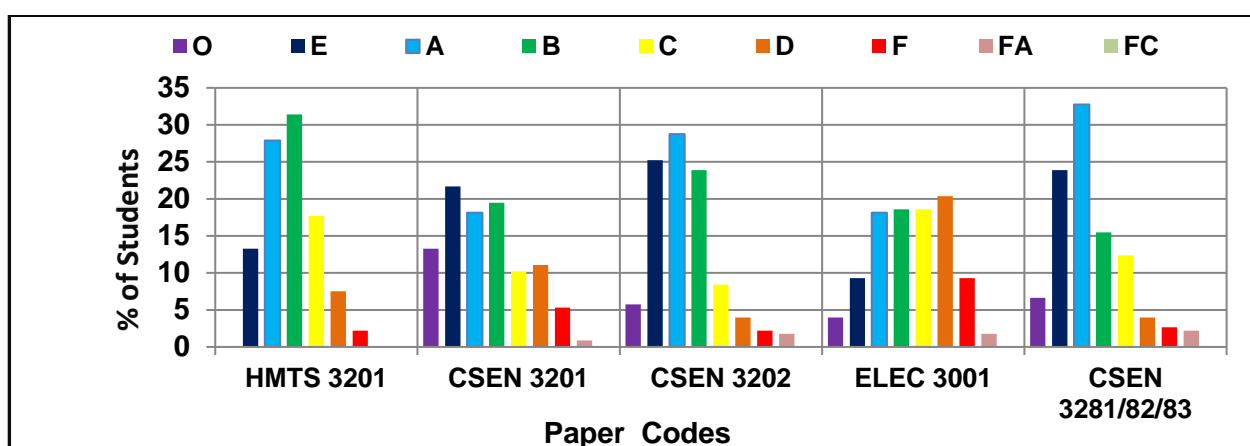
RESULT ANALYSIS (B.TECH / THEORY & LAB PAPERS)

3RD YEAR, EVEN SEM-2018

Computer Science & Engineering

No. of students = 226

Paper Code & Percentage	O (>= 90)	E (80-89)	A (70-79)	B (60-69)	C (50-59)	D (40-49)	F (<40)	FA	FC
HMTS 3201 (%)	0	30	63	71	40	17	5	0	0
	0.00	13.27	27.88	31.42	17.70	7.52	2.21	0.00	0.00
CSEN 3201 (%)	30	49	41	44	23	25	12	2	0
	13.27	21.68	18.14	19.47	10.18	11.06	5.31	0.88	0.00
CSEN 3202 (%)	13	57	65	54	19	9	5	4	0
	5.75	25.22	28.76	23.89	8.41	3.98	2.21	1.77	0.00
ELEC 3001 (%)	9	21	41	42	42	46	21	4	0
	3.98	9.29	18.14	18.58	18.58	20.35	9.29	1.77	0.00
CSEN 3281/82/83 (%)	15	54	74	35	28	9	6	5	0
	6.64	23.89	32.74	15.49	12.39	3.98	2.65	2.21	0.00



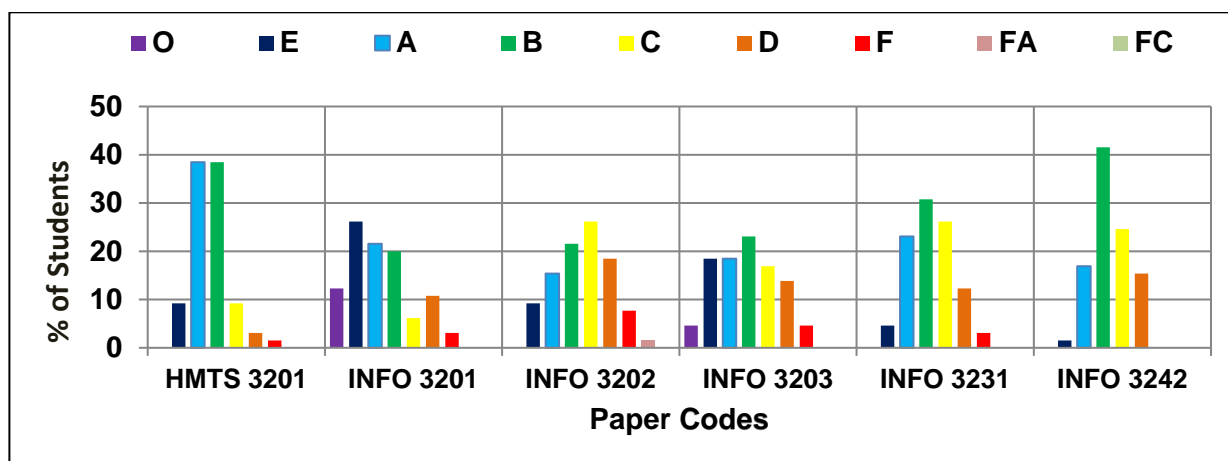
LAB PAPERS

Paper Code & Percentage	O (>= 90)	E (80-89)	A (70-79)	B (60-69)	C (50-59)	D (40-49)	F (<40)	FA
CSEN 3211 (%)	97	44	26	29	14	8	4	4
	42.92	19.47	11.50	12.83	6.19	3.54	1.77	1.77
CSEN 3212 (%)	82	78	37	13	4	7	3	2
	36.28	34.51	16.37	5.75	1.77	3.10	1.33	0.88
ELEC 3011 (%)	28	91	65	19	9	9	0	5
	12.39	40.27	28.76	8.41	3.98	3.98	0.00	2.21
CSEN 3286/87/88 (%)	72	48	51	23	21	4	2	5
	31.86	21.24	22.57	10.18	9.29	1.77	0.88	2.21
CSEN 3297 (%)	35	100	65	19	2	0	0	5
	15.49	44.25	28.76	8.41	0.88	0.00	0.00	2.21
HMTS 3221 (%)	6	63	90	40	15	8	3	1
	2.65	27.88	39.82	17.70	6.64	3.54	1.33	0.44

Information Technology

No. of students = 65

Paper Code & Percentage	O (>= 90)	E (80-89)	A (70-79)	B (60-69)	C (50-59)	D (40-49)	F (<40)	FA	FC
HMTS 3201 (%)	0	6	25	25	6	2	1	0	0
	0.00	9.23	38.46	38.46	9.23	3.08	1.54	0.00	0.00
INFO 3201 (%)	8	17	14	13	4	7	2	0	0
	12.31	26.15	21.54	20.00	6.15	10.77	3.08	0.00	0.00
INFO 3202 (%)	0	6	10	14	17	12	5	1	0
	0.00	9.23	15.38	21.54	26.15	18.46	7.69	1.54	0.00
INFO 3203 (%)	3	12	12	15	11	9	3	0	0
	4.62	18.46	18.46	23.08	16.92	13.85	4.62	0.00	0.00
INFO 3231 (%)	0	3	15	20	17	8	2	0	0
	0.00	4.62	23.08	30.77	26.15	12.31	3.08	0.00	0.00
INFO 3242 (%)	0	1	11	27	16	10	0	0	0
	0.00	1.54	16.92	41.54	24.62	15.38	0.00	0.00	0.00

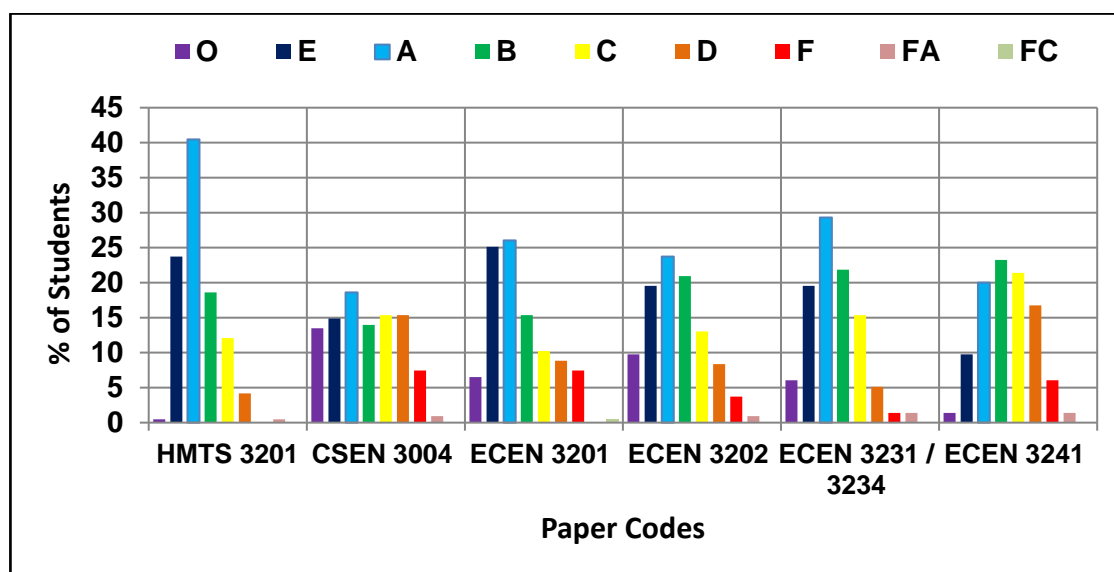


LAB PAPERS

Paper Code & Percentage	O (>= 90)	E (80-89)	A (70-79)	B (60-69)	C (50-59)	D (40-49)	F (<40)	FA
INFO 3211 (%)	20	15	14	14	1	0	0	1
	30.77	23.08	21.54	21.54	1.54	0.00	0.00	1.54
INFO 3212 (%)	10	9	3	8	13	17	4	1
	15.38	13.85	4.62	12.31	20.00	26.15	6.15	1.54
INFO 3213 (%)	19	19	11	13	2	0	0	1
	29.23	29.23	16.92	20.00	3.08	0.00	0.00	1.54
INFO 3236 (%)	8	13	24	17	2	0	0	1
	12.31	20.00	36.92	26.15	3.08	0.00	0.00	1.54
INFO 3221 (%)	10	12	24	13	3	2	0	1
	15.38	18.46	36.92	20.00	4.62	3.08	0.00	1.54
HMTS 3221 (%)	0	9	22	25	6	3	0	0
	0.00	13.85	33.85	38.46	9.23	4.62	0.00	0.00

Electronics and Communication Engineering
No. of students = 215

Paper Code & Percentage	O (>= 90)	E (80-89)	A (70-79)	B (60-69)	C (50-59)	D (40-49)	F (<40)	FA	FC
HMTS 3201 (%)	1	51	87	40	26	9	0	1	0
	0.47	23.72	40.47	18.60	12.09	4.19	0.00	0.47	0.00
CSEN 3004 (%)	29	32	40	30	33	33	16	2	0
	13.49	14.88	18.60	13.95	15.35	15.35	7.44	0.93	0.00
ECEN 3201 (%)	14	54	56	33	22	19	16	0	1
	6.51	25.12	26.05	15.35	10.23	8.84	7.44	0.00	0.47
ECEN 3202 (%)	21	42	51	45	28	18	8	2	0
	9.77	19.53	23.72	20.93	13.02	8.37	3.72	0.93	0.00
ECEN 3231 / 3234 (%)	13	42	63	47	33	11	3	3	0
	6.05	19.53	29.30	21.86	15.35	5.12	1.40	1.40	0.00
ECEN 3241 (%)	3	21	43	50	46	36	13	3	0
	1.40	9.77	20.00	23.26	21.40	16.74	6.05	1.40	0.00

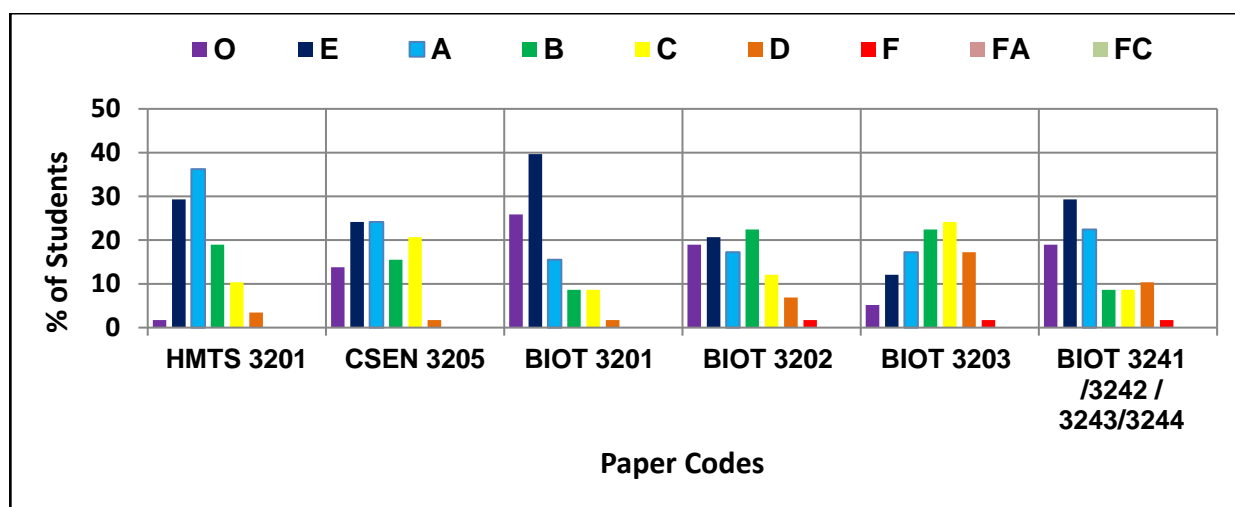


LAB PAPERS

Paper Code & Percentage	O (>= 90)	E (80-89)	A (70-79)	B (60-69)	C (50-59)	D (40-49)	F (<40)	FA
ECEN 3211 (%)	74	72	50	7	6	1	0	5
	34.42	33.49	23.26	3.26	2.79	0.47	0.00	2.33
ECEN 3212 (%)	78	79	38	14	2	0	0	4
	36.28	36.74	17.67	6.51	0.93	0.00	0.00	1.86
HMTS 3221 (%)	15	86	73	28	11	1	1	0
	6.98	40.00	33.95	13.02	5.12	0.47	0.47	0.00
ECEN 3221 (%)	75	71	43	17	6	3	0	0
	34.88	33.02	20.00	7.91	2.79	1.40	0.00	0.00
ECEN 3222 (%)	108	61	42	4	0	0	0	0
	50.23	28.37	19.53	1.86	0.00	0.00	0.00	0.00

Biotechnology
No. of students = 58

Paper Code & Percentage	O (≥90)	E (80-89)	A (70-79)	B (60-69)	C (50-59)	D (40-49)	F (<40)	FA	FC
HMTS 3201 (%)	1	17	21	11	6	2	0	0	0
	1.72	29.31	36.21	18.97	10.34	3.45	0.00	0.00	0.00
CSEN 3205 (%)	8	14	14	9	12	1	0	0	0
	13.79	24.14	24.14	15.52	20.69	1.72	0.00	0.00	0.00
BIOT 3201 (%)	15	23	9	5	5	1	0	0	0
	25.86	39.66	15.52	8.62	8.62	1.72	0.00	0.00	0.00
BIOT 3202 (%)	11	12	10	13	7	4	1	0	0
	18.97	20.69	17.24	22.41	12.07	6.90	1.72	0.00	0.00
BIOT 3203 (%)	3	7	10	13	14	10	1	0	0
	5.17	12.07	17.24	22.41	24.14	17.24	1.72	0.00	0.00
BIOT 3241 / 3242 / 3243 / 3244 (%)	11	17	13	5	5	6	1	0	0
	18.97	29.31	22.41	8.62	8.62	10.34	1.72	0.00	0.00



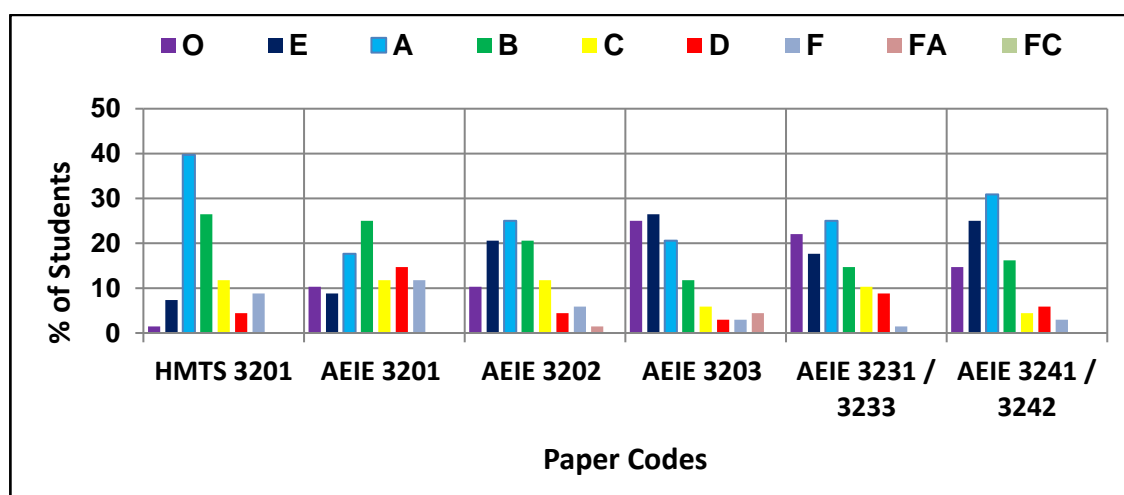
LAB PAPERS

Paper Code & Percentage	O (≥ 90)	E (80-89)	A (70-79)	B (60-69)	C (50-59)	D (40-49)	F (<40)
BIOT 3211 (%)	15	37	5	1	0	0	0
	25.86	63.79	8.62	1.72	0.00	0.00	0.00
BIOT 3212 (%)	32	20	4	2	0	0	0
	55.17	34.48	6.90	3.45	0.00	0.00	0.00
BIOT 3213 (%)	8	28	14	8	0	0	0
	13.79	48.28	24.14	13.79	0.00	0.00	0.00
CSEN 3215 (%)	25	17	7	7	1	1	0
	43.10	29.31	12.07	12.07	1.72	1.72	0.00
HMTS 3221 (%)	0	38	18	1	1	0	0
	0.00	65.52	31.03	1.72	1.72	0.00	0.00
BIOT 3222 (%)	12	33	12	1	0	0	0
	20.69	56.90	20.69	1.72	0.00	0.00	0.00

Applied Electronics and Instrumentation Engineering

No. of students = 68

Paper Code & Percentage	O (>= 90)	E (80-89)	A (70-79)	B (60-69)	C (50-59)	D (40-49)	F (<40)	FA	FC
HMTS 3201 (%)	1	5	27	18	8	3	6	0	0
	1.47	7.35	39.71	26.47	11.76	4.41	8.82	0.00	0.00
AEIE 3201 (%)	7	6	12	17	8	10	8	0	0
	10.29	8.82	17.65	25.00	11.76	14.71	11.76	0.00	0.00
AEIE 3202 (%)	7	14	17	14	8	3	4	1	0
	10.29	20.59	25.00	20.59	11.76	4.41	5.88	1.47	0.00
AEIE 3203 (%)	17	18	14	8	4	2	2	3	0
	25.00	26.47	20.59	11.76	5.88	2.94	2.94	4.41	0.00
AEIE 3231 / 3233 (%)	15	12	17	10	7	6	1	0	0
	22.06	17.65	25.00	14.71	10.29	8.82	1.47	0.00	0.00
AEIE 3241 / 3242 (%)	10	17	21	11	3	4	2	0	0
	14.71	25.00	30.88	16.18	4.41	5.88	2.94	0.00	0.00

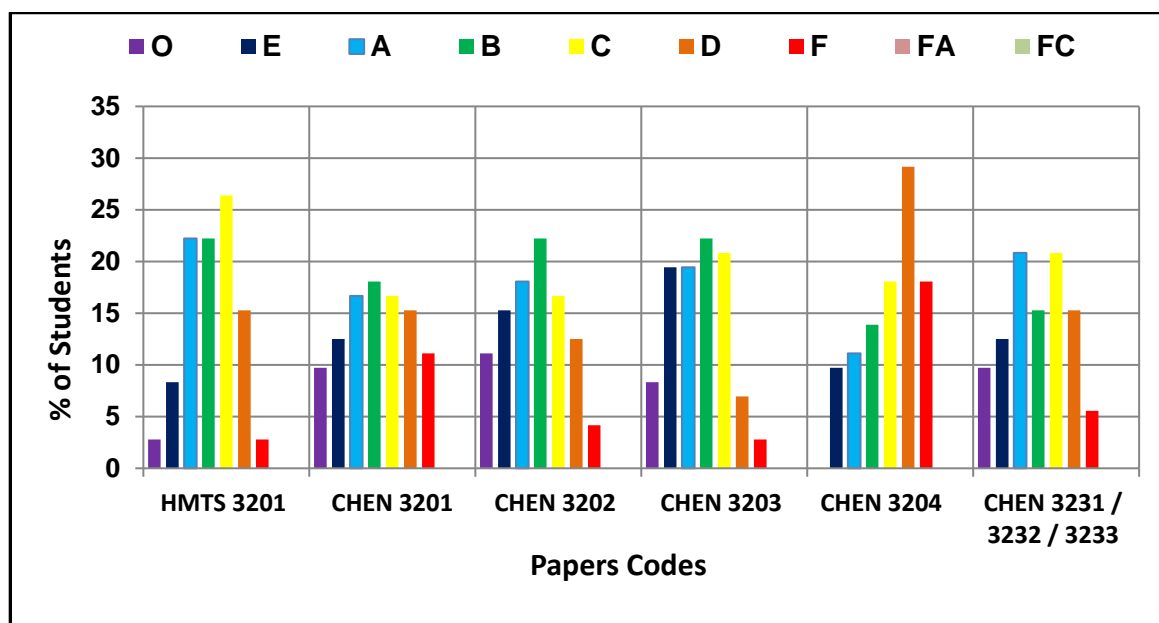


LAB PAPERS

Paper Code & Percentage	O (>= 90)	E (80-89)	A (70-79)	B (60-69)	C (50-59)	D (40-49)	F (<40)	FA
AEIE 3211 (%)	16	25	16	5	6	0	0	0
	23.53	36.76	23.53	7.35	8.82	0.00	0.00	0.00
AEIE 3212 (%)	36	25	6	1	0	0	0	0
	52.94	36.76	8.82	1.47	0.00	0.00	0.00	0.00
AEIE 3213 (%)	35	10	15	6	2	0	0	0
	51.47	14.71	22.06	8.82	2.94	0.00	0.00	0.00
AEIE 3221 (%)	30	24	11	1	2	0	0	0
	44.12	35.29	16.18	1.47	2.94	0.00	0.00	0.00
HMTS 3221 (%)	0	10	27	23	4	3	0	1
	0.00	14.71	39.71	33.82	5.88	4.41	0.00	1.47

Chemical Engineering
No. of students = 72

Paper Code & Percentage	O (≥ 90)	E (80-89)	A (70-79)	B (60-69)	C (50-59)	D (40-49)	F (<40)	FA	FC
HMTS 3201 (%)	2	6	16	16	19	11	2	0	0
	2.78	8.33	22.22	22.22	26.39	15.28	2.78	0.00	0.00
CHEN 3201 (%)	7	9	12	13	12	11	8	0	0
	9.72	12.50	16.67	18.06	16.67	15.28	11.11	0.00	0.00
CHEN 3202 (%)	8	11	13	16	12	9	3	0	0
	11.11	15.28	18.06	22.22	16.67	12.50	4.17	0.00	0.00
CHEN 3203 (%)	6	14	14	16	15	5	2	0	0
	8.33	19.44	19.44	22.22	20.83	6.94	2.78	0.00	0.00
CHEN 3204 (%)	0	7	8	10	13	21	13	0	0
	0.00	9.72	11.11	13.89	18.06	29.17	18.06	0.00	0.00
CHEN 3231 / 3232 / 3233 (%)	7	9	15	11	15	11	4	0	0
	9.72	12.50	20.83	15.28	20.83	15.28	5.56	0.00	0.00

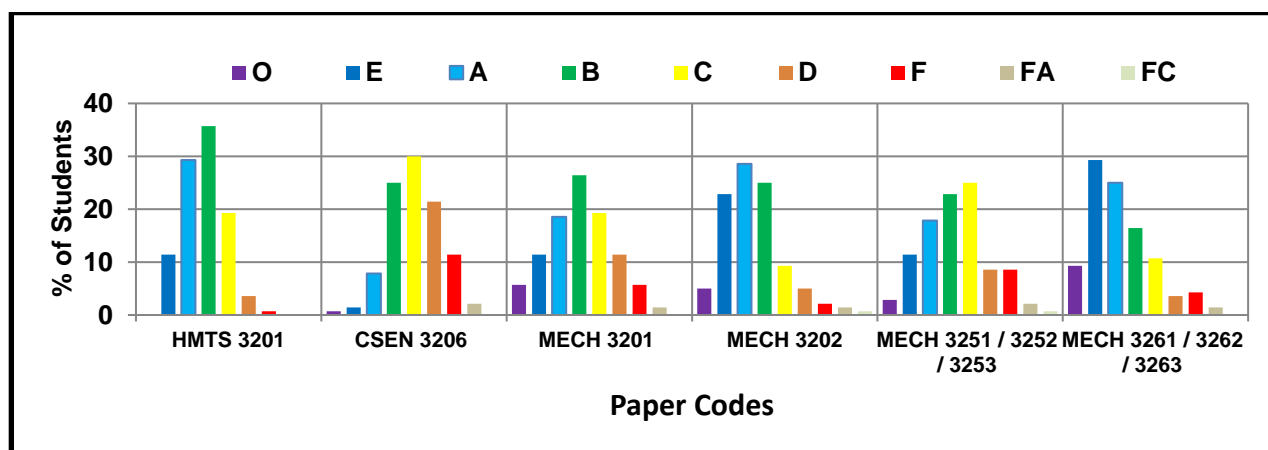


LAB PAPER

Paper Code & Percentage	O (≥ 90)	E (80-89)	A (70-79)	B (60-69)	C (50-59)	D (40-49)	F (<40)	FA
CHEN 3211 (%)	21	17	23	8	3	0	0	0
	29.17	23.61	31.94	11.11	4.17	0.00	0.00	0.00
CHEN 3212 (%)	13	10	23	17	9	0	0	0
	18.06	13.89	31.94	23.61	12.50	0.00	0.00	0.00
HMTS 3221 (%)	2	35	16	17	2	0	0	0
	2.78	48.61	22.22	23.61	2.78	0.00	0.00	0.00
CHEN 3221 (%)	10	33	20	8	1	0	0	0
	13.89	45.83	27.78	11.11	1.39	0.00	0.00	0.00

Mechanical Engineering
No. of students = 140

Paper Code & Percentage	O (≥ 90)	E (80-89)	A (70-79)	B (60-69)	C (50-59)	D (40-49)	F (<40)	FA	FC
HMTS 3201 (%)	0	16	41	50	27	5	1	0	0
	0.00	11.43	29.29	35.71	19.29	3.57	0.71	0.00	0.00
CSEN 3206 (%)	1	2	11	35	42	30	16	3	0
	0.71	1.43	7.86	25.00	30.00	21.43	11.43	2.14	0.00
MECH 3201 (%)	8	16	26	37	27	16	8	2	0
	5.71	11.43	18.57	26.43	19.29	11.43	5.71	1.43	0.00
MECH 3202 (%)	7	32	40	35	13	7	3	2	1
	5.00	22.86	28.57	25.00	9.29	5.00	2.14	1.43	0.71
MECH 3251 / 3252 / 3253 (%)	4	16	25	32	35	12	12	3	1
	2.86	11.43	17.86	22.86	25.00	8.57	8.57	2.14	0.71
MECH 3261 / 3262 / 3263 / 3264 (%)	13	41	35	23	15	5	6	2	0
	9.29	29.29	25.00	16.43	10.71	3.57	4.29	1.43	0.00

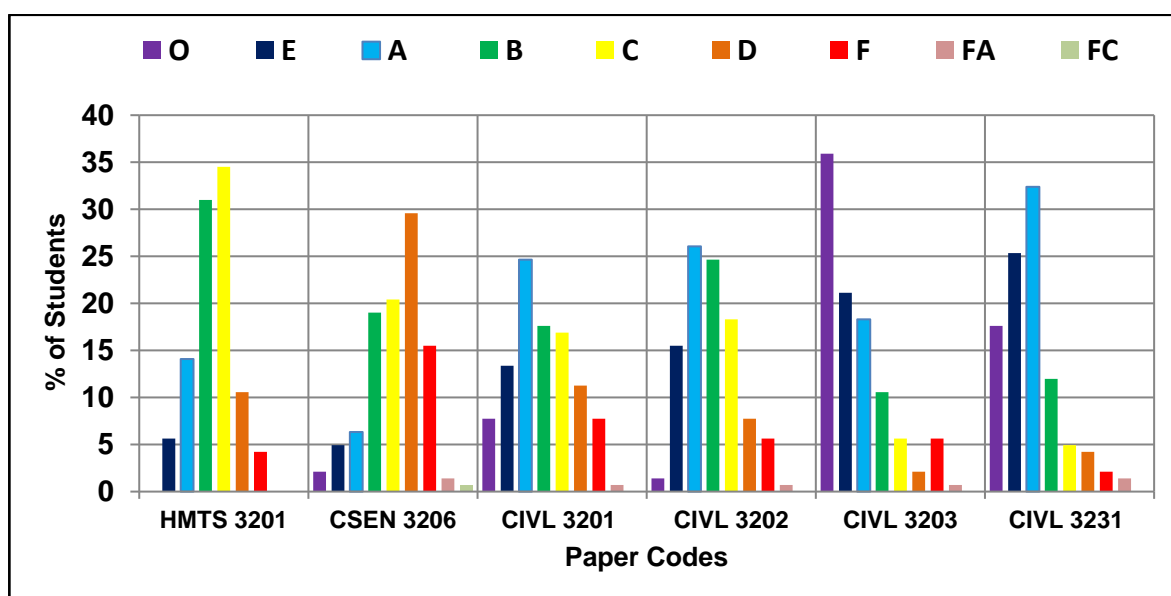


LAB PAPER

Paper Code & Percentage	O (≥ 90)	E (80-89)	A (70-79)	B (60-69)	C (50-59)	D (40-49)	F (<40)	FA
MECH 3211 (%)	2	24	47	36	23	5	1	2
	1.43	17.14	33.57	25.71	16.43	3.57	0.71	1.43
MECH 3212 (%)	10	30	47	37	8	7	0	1
	7.14	21.43	33.57	26.43	5.71	5.00	0.00	0.71
CSEN 3216 (%)	17	16	27	42	24	10	0	4
	12.14	11.43	19.29	30.00	17.14	7.14	0.00	2.86
MECH 3256 / 3257 / 3258 (%)	20	24	33	33	18	10	2	0
	14.29	17.14	23.57	23.57	12.86	7.14	1.43	0.00
HMTS 3221 (%)	0	27	47	45	17	3	0	1
	0.00	19.29	33.57	32.14	12.14	2.14	0.00	0.71
MECH 3221 (%)	39	75	16	7	0	1	2	0
	27.86	53.57	11.43	5.00	0.00	0.71	1.43	0.00

Civil Engineering
No. of students = 142

Paper Code & Percentage	O (≥ 90)	E (80-89)	A (70-79)	B (60-69)	C (50-59)	D (40-49)	F (<40)	FA	FC
HMTS 3201 (%)	0	8	20	44	49	15	6	0	0
	0.00	5.63	14.08	30.99	34.51	10.56	4.23	0.00	0.00
CSEN 3206 (%)	3	7	9	27	29	42	22	2	1
	2.11	4.93	6.34	19.01	20.42	29.58	15.49	1.41	0.70
CIVL 3201 (%)	11	19	35	25	24	16	11	1	0
	7.75	13.38	24.65	17.61	16.90	11.27	7.75	0.70	0.00
CIVL 3202 (%)	2	22	37	35	26	11	8	1	0
	1.41	15.49	26.06	24.65	18.31	7.75	5.63	0.70	0.00
CIVL 3203 (%)	51	30	26	15	8	3	8	1	0
	35.92	21.13	18.31	10.56	5.63	2.11	5.63	0.70	0.00
CIVL 3231 (%)	25	36	46	17	7	6	3	2	0
	17.61	25.35	32.39	11.97	4.93	4.23	2.11	1.41	0.00

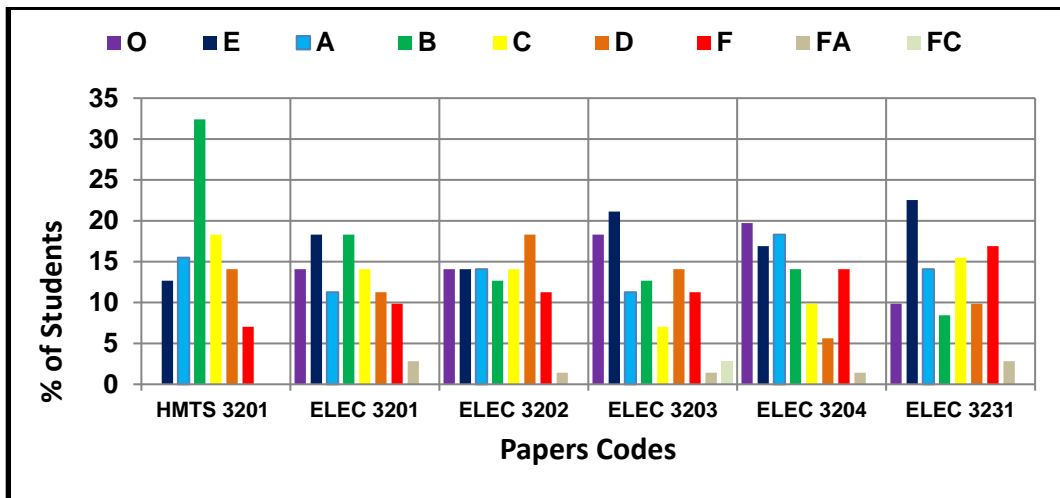


LAB PAPER

Paper Code & Percentage	O (≥ 90)	E (80-89)	A (70-79)	B (60-69)	C (50-59)	D (40-49)	F (<40)	FA
CIVL 3211 (%)	12	52	35	20	10	6	3	4
	8.45	36.62	24.65	14.08	7.04	4.23	2.11	2.82
CIVL 3212 (%)	42	46	29	14	4	2	0	5
	29.58	32.39	20.42	9.86	2.82	1.41	0.00	3.52
CSEN 3216 (%)	35	17	21	18	20	25	0	6
	24.65	11.97	14.79	12.68	14.08	17.61	0.00	4.23
HMTS 3221 (%)	5	34	53	32	13	2	3	0
	3.52	23.94	37.32	22.54	9.15	1.41	2.11	0.00
CIVL 3221 (%)	33	31	21	24	12	14	7	0
	23.24	21.83	14.79	16.90	8.45	9.86	4.93	0.00

Electrical Engineering
No. of students = 71

Paper Code & Percentage	O (>= 90)	E (80-89)	A (70-79)	B (60-69)	C (50-59)	D (40-49)	F (<40)	FA	FC
HMTS 3201 (%)	0	9	11	23	13	10	5	0	0
	0.00	12.68	15.49	32.39	18.31	14.08	7.04	0.00	0.00
ELEC 3201 (%)	10	13	8	13	10	8	7	2	0
	14.08	18.31	11.27	18.31	14.08	11.27	9.86	2.82	0.00
ELEC 3202 (%)	10	10	10	9	10	13	8	1	0
	14.08	14.08	14.08	12.68	14.08	18.31	11.27	1.41	0.00
ELEC 3203 (%)	13	15	8	9	5	10	8	1	2
	18.31	21.13	11.27	12.68	7.04	14.08	11.27	1.41	2.82
ELEC 3204 (%)	14	12	13	10	7	4	10	1	0
	19.72	16.90	18.31	14.08	9.86	5.63	14.08	1.41	0.00
ELEC 3231 (%)	7	16	10	6	11	7	12	2	0
	9.86	22.54	14.08	8.45	15.49	9.86	16.90	2.82	0.00



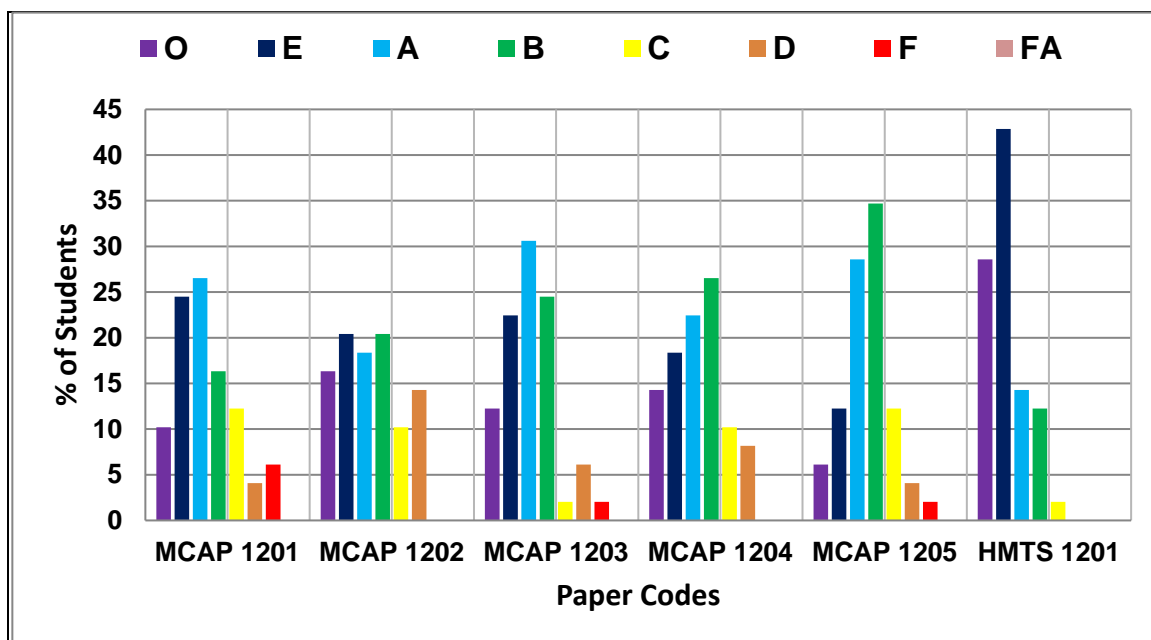
LAB PAPER

Paper Code & Percentage	O (>= 90)	E (80-89)	A (70-79)	B (60-69)	C (50-59)	D (40-49)	F (<40)	FA
ELEC 3211 (%)	7	28	22	4	6	0	1	3
	9.86	39.44	30.99	5.63	8.45	0.00	1.41	4.23
ELEC 3212 (%)	19	21	21	2	3	2	0	3
	26.76	29.58	29.58	2.82	4.23	2.82	0.00	4.23
ELEC 3213 (%)	16	28	11	4	5	3	2	2
	22.54	39.44	15.49	5.63	7.04	4.23	2.82	2.82
ELEC 3214 (%)	4	16	14	16	9	8	1	3
	5.63	22.54	19.72	22.54	12.68	11.27	1.41	4.23
HMTS 3221 (%)	7	33	20	8	2	0	1	0
	9.86	46.48	28.17	11.27	2.82	0.00	1.41	0.00

RESULT ANALYSIS (MCA / THEORY / LAB PAPERS)
1ST YEAR, EVEN SEM – 2018

NO. OF STUDENTS : 49

Paper Code & Percentage	O (>89)	E (80-89)	A (70-79)	B (60-69)	C (50-59)	D (40-49)	F (<40)	FA
MCAP 1201 (%)	5	12	13	8	6	2	3	0
	10.20	24.49	26.53	16.33	12.24	4.08	6.12	0.00
MCAP 1202 (%)	8	10	9	10	5	7	0	0
	16.33	20.41	18.37	20.41	10.20	14.29	0.00	0.00
MCAP 1203 (%)	6	11	15	12	1	3	1	0
	12.24	22.45	30.61	24.49	2.04	6.12	2.04	0.00
MCAP 1204 (%)	7	9	11	13	5	4	0	0
	14.29	18.37	22.45	26.53	10.20	8.16	0.00	0.00
MCAP 1205 (%)	3	6	14	17	6	2	1	0
	6.12	12.24	28.57	34.69	12.24	4.08	2.04	0.00
HMTS 1201 (%)	14	21	7	6	1	0	0	0
	28.57	42.86	14.29	12.24	2.04	0.00	0.00	0.00



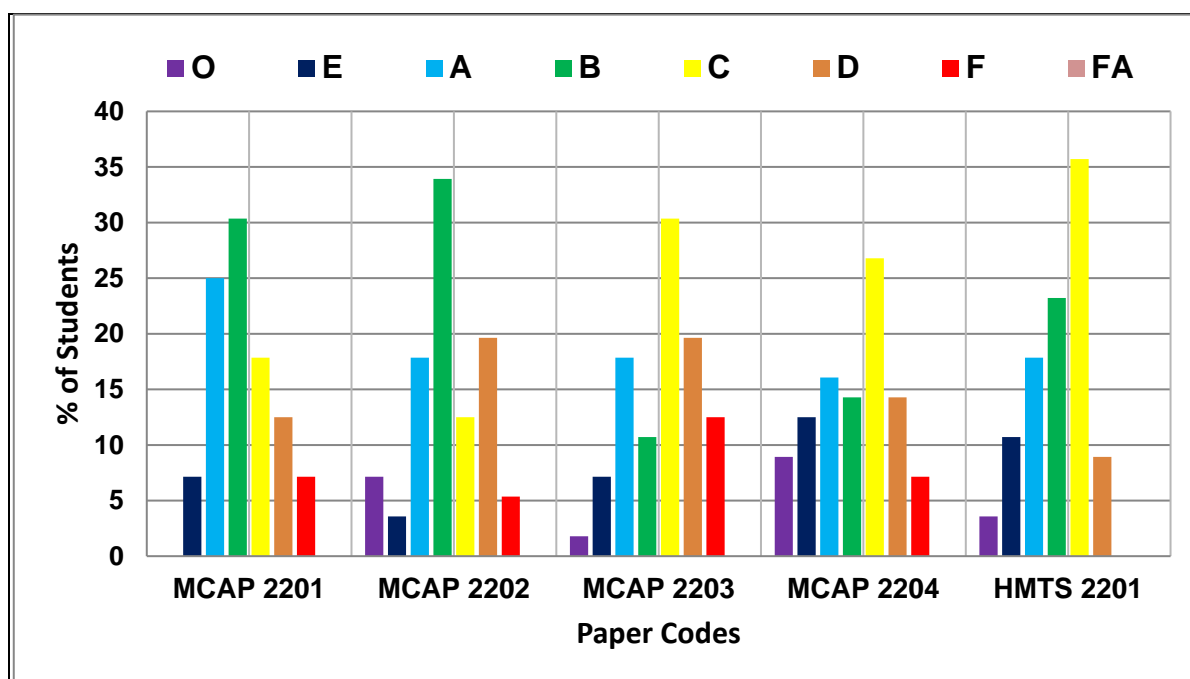
LAB PAPERS

Paper Code & Percentage	O (>89)	E (80-89)	A (70-79)	B (60-69)	C (50-59)	D (40-49)	F (<40)	FA
MCAP 1211 (%)	11	23	13	1	0	1	0	0
	22.45	46.94	26.53	2.04	0.00	2.04	0.00	0.00
MCAP 1212 (%)	11	6	15	12	0	3	2	0
	22.45	12.24	30.61	24.49	0.00	6.12	4.08	0.00
MCAP 1213 (%)	11	14	9	11	2	2	0	0
	22.45	28.57	18.37	22.45	4.08	4.08	0.00	0.00

RESULT ANALYSIS (MCA / THEORY PAPERS)
2ND YEAR, EVEN SEM – 2018

NO. OF STUDENTS = 56

Paper Code & Percentage	O (>89)	E (80-89)	A (70-79)	B (60-69)	C (50-59)	D (40-49)	F (<40)	FA
MCAP 2201 (%)	0	4	14	17	10	7	4	0
	0.00	7.14	25.00	30.36	17.86	12.50	7.14	0.00
MCAP 2202 (%)	4	2	10	19	7	11	3	0
	7.14	3.57	17.86	33.93	12.50	19.64	5.36	0.00
MCAP 2203 (%)	1	4	10	6	17	11	7	0
	1.79	7.14	17.86	10.71	30.36	19.64	12.50	0.00
MCAP 2204 (%)	5	7	9	8	15	8	4	0
	8.93	12.50	16.07	14.29	26.79	14.29	7.14	0.00
HMTS 2201 (%)	2	6	10	13	20	5	0	0
	3.57	10.71	17.86	23.21	35.71	8.93	0.00	0.00



LAB PAPERS

Paper Code & Percentage	O (>89)	E (80-89)	A (70-79)	B (60-69)	C (50-59)	D (40-49)	F (<40)	FA
MCAP 2211 (%)	1	15	30	5	0	2	3	0
	1.79	26.79	53.57	8.93	0.00	3.57	5.36	0.00
MCAP 2212 (%)	4	10	16	15	9	2	0	0
	7.14	17.86	28.57	26.79	16.07	3.57	0.00	0.00
MCAP 2213 (%)	15	11	13	11	2	0	4	0
	26.79	19.64	23.21	19.64	3.57	0.00	7.14	0.00
HMTS 2221 (%)	7	19	18	5	2	3	0	2
	12.50	33.93	32.14	8.93	3.57	5.36	0.00	3.57

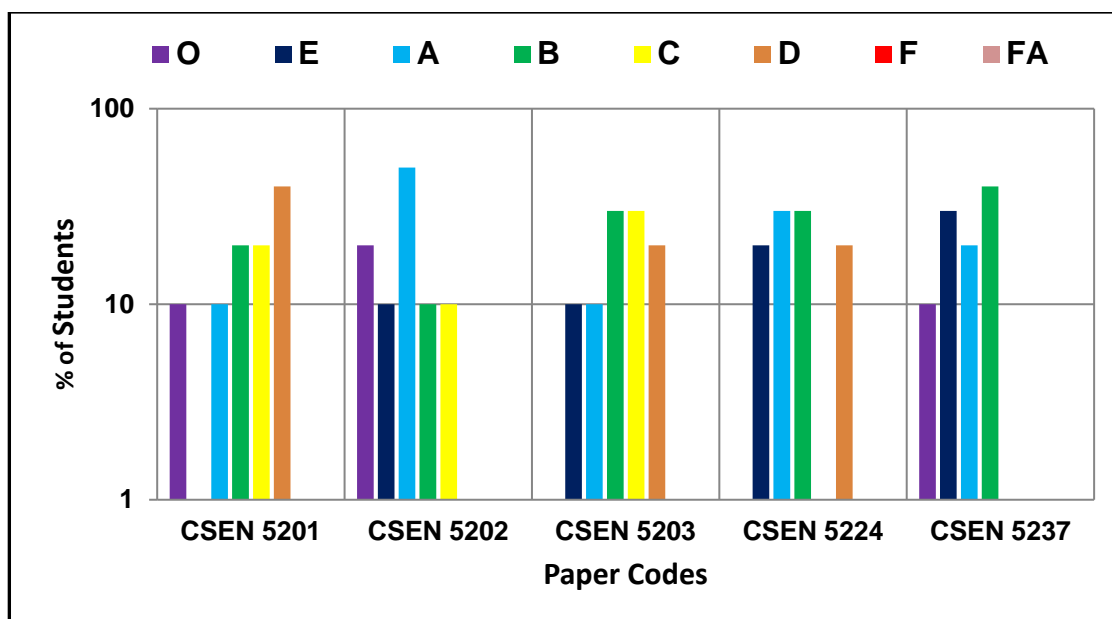
RESULT ANALYSIS (M.TECH / THEORY PAPERS)

1ST YEAR, EVEN SEM – 2018

Computer Science & Engineering

No. of Students: 10

Paper Code & Percentage	O (>89)	E (80-89)	A (70-79)	B (60-69)	C (50-59)	D (40-49)	F (<40)	FA
CSEN 5201 (%)	1	0	1	2	2	4	0	0
	10.00	0.00	10.00	20.00	20.00	40.00	0.00	0.00
CSEN 5202 (%)	2	1	5	1	1	0	0	0
	20.00	10.00	50.00	10.00	10.00	0.00	0.00	0.00
CSEN 5203 (%)	0	1	1	3	3	2	0	0
	0.00	10.00	10.00	30.00	30.00	20.00	0.00	0.00
CSEN 5224 (%)	0	2	3	3	0	2	0	0
	0.00	20.00	30.00	30.00	0.00	20.00	0.00	0.00
CSEN 5237 (%)	1	3	2	4	0	0	0	0
	10.00	30.00	20.00	40.00	0.00	0.00	0.00	0.00

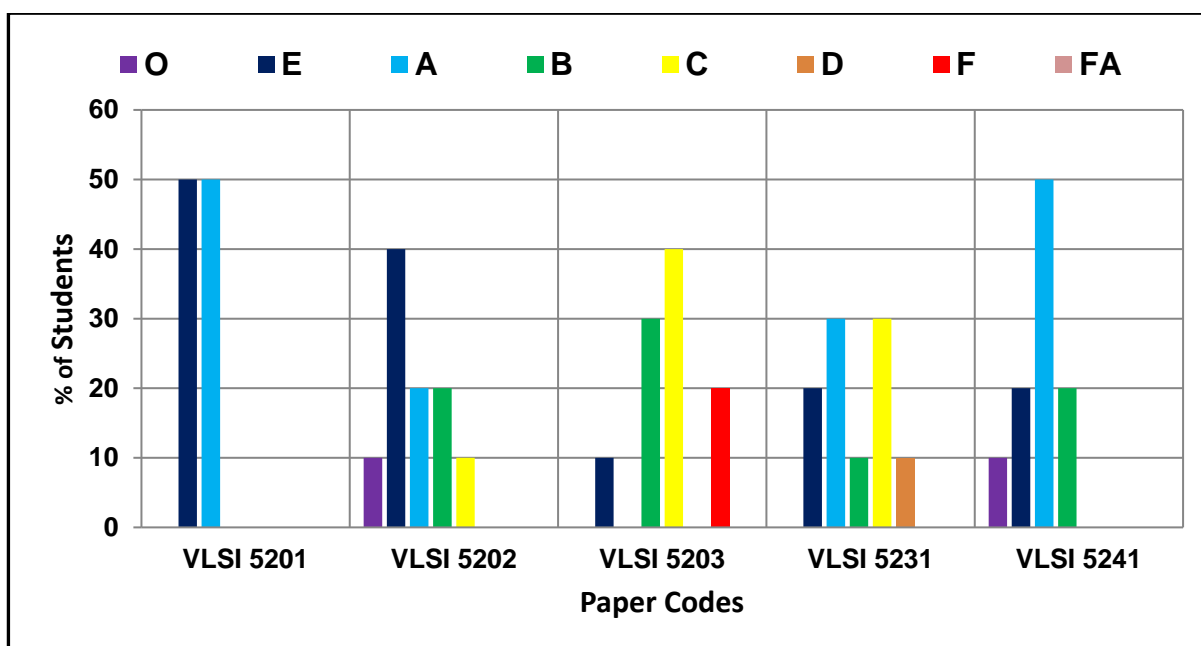


LAB PAPERS

Paper Code & Percentage	O (>89)	E (80-89)	A (70-79)	B (60-69)	C (50-59)	D (40-49)	F (<40)	FA
CSEN 5212 (%)	3	1	6	0	0	0	0	0
	30.00	10.00	60.00	0.00	0.00	0.00	0.00	0.00
CSEN 5213 (%)	2	3	4	1	0	0	0	0
	20.00	30.00	40.00	10.00	0.00	0.00	0.00	0.00
CSEN 5214 (%)	1	3	1	5	0	0	0	0
	10.00	30.00	10.00	50.00	0.00	0.00	0.00	0.00

VLSI
(No. of Students: 10)

Paper Code & Percentage	O (>89)	E (80-89)	A (70-79)	B (60-69)	C (50-59)	D (40-49)	F (<40)	FA
VLSI 5201 (%)	0	5	5	0	0	0	0	0
	0.00	50.00	50.00	0.00	0.00	0.00	0.00	0.00
VLSI 5202 (%)	1	4	2	2	1	0	0	0
	10.00	40.00	20.00	20.00	10.00	0.00	0.00	0.00
VLSI 5203 (%)	0	1	0	3	4	0	2	
	0.00	10.00	0.00	30.00	40.00	0.00	20.00	0.00
VLSI 5231 (%)	0	2	3	1	3	1	0	0
	0.00	20.00	30.00	10.00	30.00	10.00	0.00	0.00
VLSI 5241 (%)	1	2	5	2	0	0	0	0
	10.00	20.00	50.00	20.00	0.00	0.00	0.00	0.00

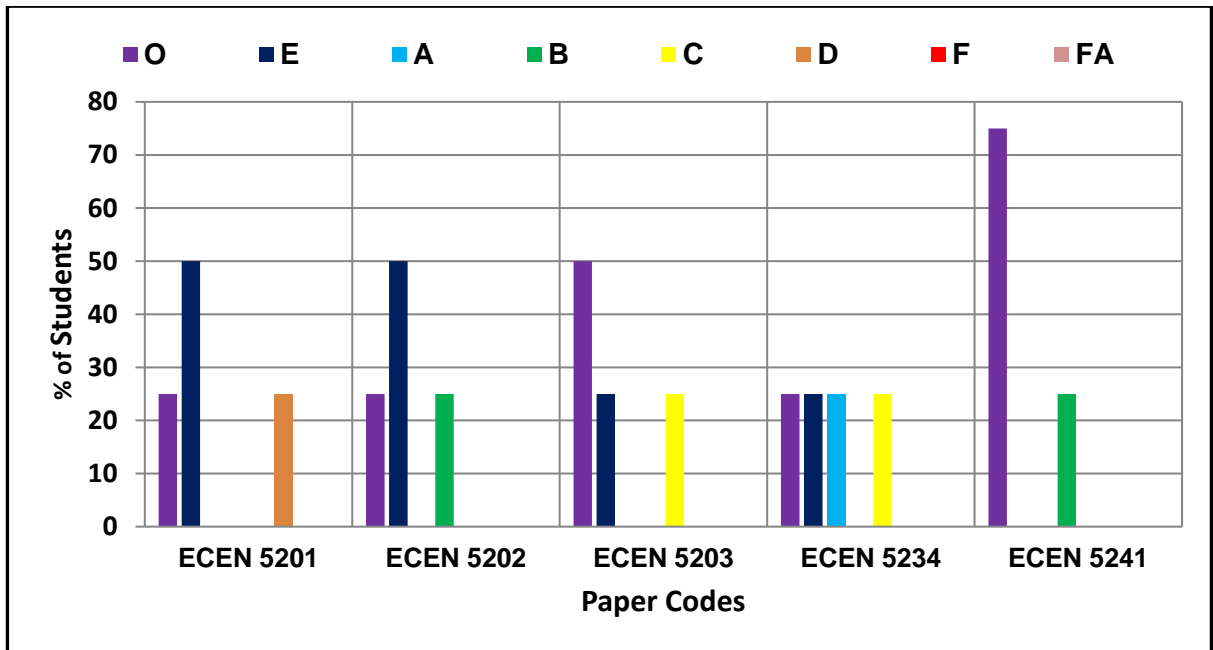


LAB PAPERS

Paper Code & Percentage	O (>89)	E (80-89)	A (70-79)	B (60-69)	C (50-59)	D (40-49)	F (<40)	FA
VLSI 5213 (%)	1	2	4	1	2	0	0	0
	10.00	20.00	40.00	10.00	20.00	0.00	0.00	0.00
VLSI 5221 (%)	6	4	0	0	0	0	0	0
	60.00	40.00	0.00	0.00	0.00	0.00	0.00	0.00

Electronics & Communication Engineering
(No. of Students: 4)

Paper Code & Percentage	O (>89)	E (80-89)	A (70-79)	B (60-69)	C (50-59)	D (40-49)	F (<40)	FA
ECEN 5201 (%)	1	2	0	0	0	1	0	0
	25.00	50.00	0.00	0.00	0.00	25.00	0.00	0.00
ECEN 5202 (%)	1	2	0	1	0	0	0	0
	25.00	50.00	0.00	25.00	0.00	0.00	0.00	0.00
ECEN 5203 (%)	2	1	0	0	1	0	0	0
	50.00	25.00	0.00	0.00	25.00	0.00	0.00	0.00
ECEN 5234 (%)	1	1	1	0	1	0	0	0
	25.00	25.00	25.00	0.00	25.00	0.00	0.00	0.00
ECEN 5241 (%)	3	0	0	1	0	0	0	0
	75.00	0.00	0.00	25.00	0.00	0.00	0.00	0.00

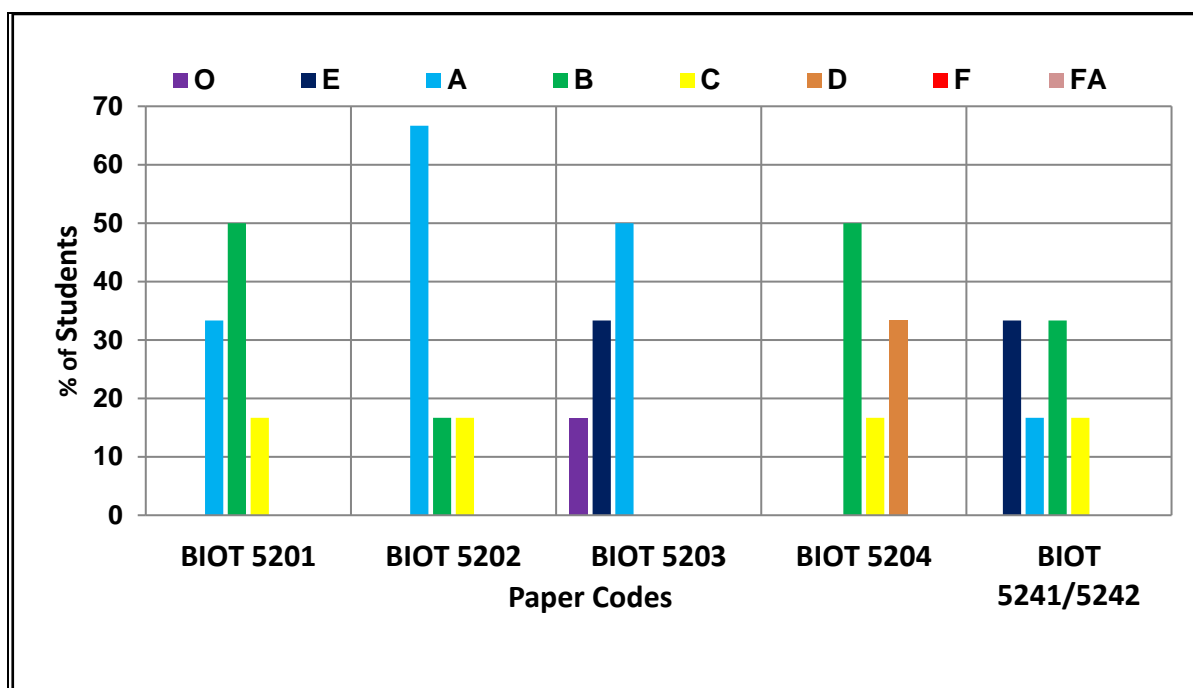


LAB PAPERS

Paper Code & Percentage	O (>89)	E (80-89)	A (70-79)	B (60-69)	C (50-59)	D (40-49)	F (<40)	FA
ECEN 5211 (%)	0	4	0	0	0	0	0	0
	0.00	100.00	0.00	0.00	0.00	0.00	0.00	0.00
ECEN 5221 (%)	3	1	0	0	0	0	0	0
	75.00	25.00	0.00	0.00	0.00	0.00	0.00	0.00

Biotechnology
(No. of Students: 6)

Paper Code & Percentage	O (>89)	E (80-89)	A (70-79)	B (60-69)	C (50-59)	D (40-49)	F (<40)	FA
BIOT 5201 (%)	0	0	2	3	1	0	0	0
	0.00	0.00	33.33	50.00	16.67	0.00	0.00	0.00
BIOT 5202 (%)	0	0	4	1	1	0	0	0
	0.00	0.00	66.67	16.67	16.67	0.00	0.00	0.00
BIOT 5203 (%)	1	2	3	0	0	0	0	0
	16.67	33.33	50.00	0.00	0.00	0.00	0.00	0.00
BIOT 5204 (%)	0	0	0	3	1	2	0	0
	0.00	0.00	0.00	50.00	16.67	33.33	0.00	0.00
BIOT 5241/5242 (%)	0	2	1	2	1	0	0	0
	0.00	33.33	16.67	33.33	16.67	0.00	0.00	0.00



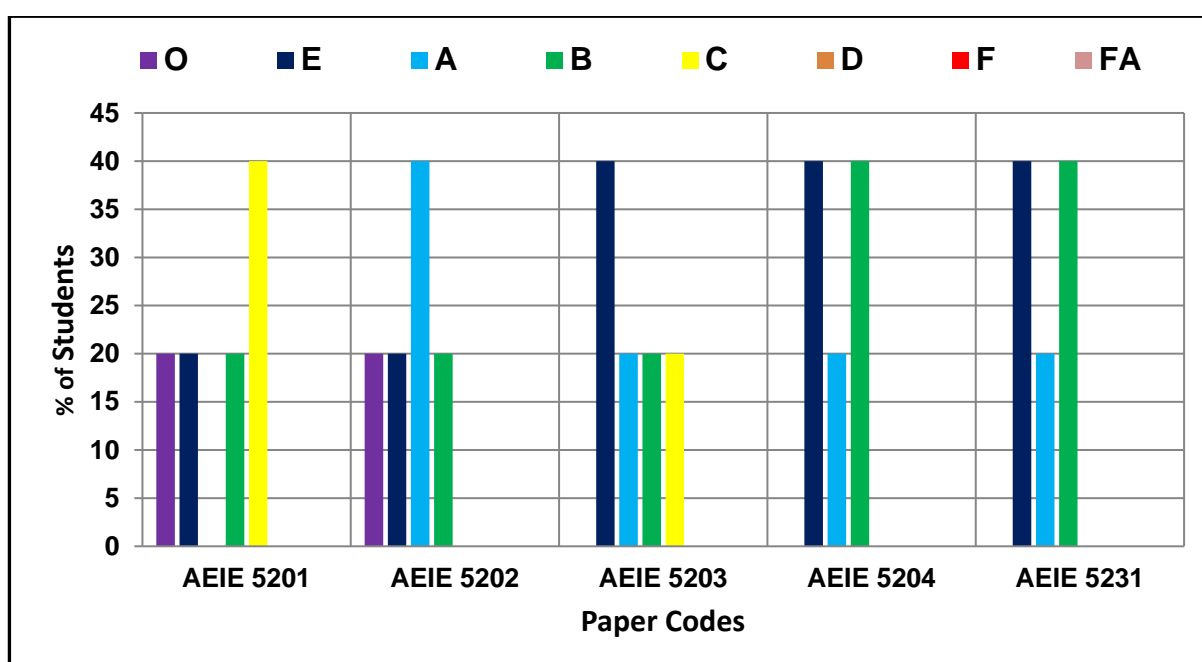
LAB PAPERS

Paper Code & Percentage	O (>89)	E (80-89)	A (70-79)	B (60-69)	C (50-59)	D (40-49)	F (<40)	FA
BIOT 5211 (%)	0	3	2	1	0	0	0	0
	0.00	50.00	33.33	16.67	0.00	0.00	0.00	0.00
BIOT 5212 (%)	0	4	2	0	0	0	0	0
	0.00	66.67	33.33	0.00	0.00	0.00	0.00	0.00
BIOT 5221 (%)	2	1	3	0	0	0	0	0
	33.33	16.67	50.00	0.00	0.00	0.00	0.00	0.00

Applied Electronics & Instrumentation Engineering

(No. of Students: 5)

Paper Code & Percentage	O (>89)	E (80-89)	A (70-79)	B (60-69)	C (50-59)	D (40-49)	F (<40)	FA
AEIE 5201 (%)	1	1	0	1	2	0	0	0
	20.00	20.00	0.00	20.00	40.00	0.00	0.00	0.00
AEIE 5202 (%)	1	1	2	1	0	0	0	0
	20.00	20.00	40.00	20.00	0.00	0.00	0.00	0.00
AEIE 5203 (%)	0	2	1	1	1	0	0	0
	0.00	40.00	20.00	20.00	20.00	0.00	0.00	0.00
AEIE 5204 (%)	0	2	1	2	0	0	0	0
	0.00	40.00	20.00	40.00	0.00	0.00	0.00	0.00
AEIE 5231 (%)	0	2	1	2	0	0	0	0
	0.00	40.00	20.00	40.00	0.00	0.00	0.00	0.00

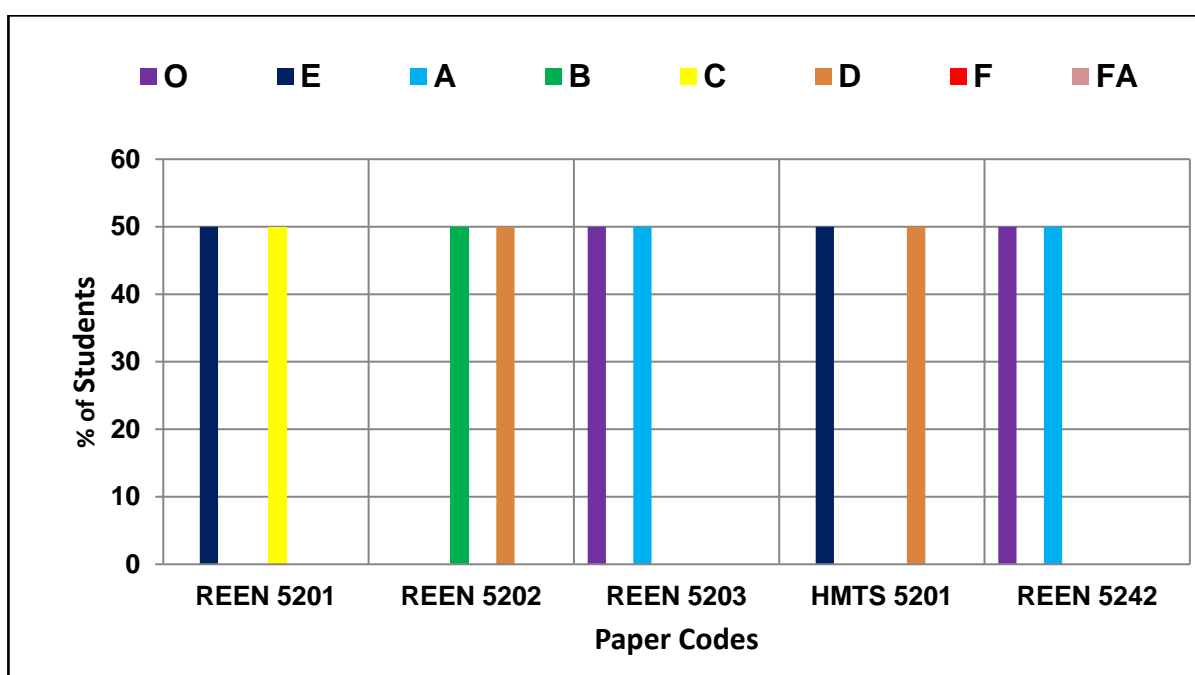


LAB PAPERS

Paper Code & Percentage	O (>89)	E (80-89)	A (70-79)	B (60-69)	C (50-59)	D (40-49)	F (<40)	FA
AEIE 5211 (%)	4	1	0	0	0	0	0	0
	80.00	20.00	0.00	0.00	0.00	0.00	0.00	0.00
AEIE 5212 (%)	3	2	0	0	0	0	0	0
	60.00	40.00	0.00	0.00	0.00	0.00	0.00	0.00
AEIE 5221 (%)	0	3	2	0	0	0	0	0
	0.00	60.00	40.00	0.00	0.00	0.00	0.00	0.00


**Renewable Energy Engineering
(No. of Students: 2)**

Paper Code & Percentage	O (>89)	E (80-89)	A (70-79)	B (60-69)	C (50-59)	D (40-49)	F (<40)	FA
REEN 5201 (%)	0 0.00	1 50.00	0 0.00	0 0.00	1 50.00	0 0.00	0 0.00	0 0.00
REEN 5202 (%)	0 0.00	0 0.00	0 0.00	1 50.00	0 0.00	1 50.00	0 0.00	0 0.00
REEN 5203 (%)	1 50.00	0 0.00	1 50.00	0 0.00	0 0.00	0 0.00	0 0.00	0 0.00
HMTS 5201 (%)	0 0.00	1 50.00	0 0.00	0 0.00	0 0.00	1 50.00	0 0.00	0 0.00
REEN 5242 (%)	1 50.00	0 0.00	1 50.00	0 0.00	0 0.00	0 0.00	0 0.00	0 0.00



LAB PAPERS

Paper Code & Percentage	O (>89)	E (80-89)	A (70-79)	B (60-69)	C (50-59)	D (40-49)	F (<40)	FA
REEN 5211 (%)	0 0.00	1 50.00	1 50.00	0 0.00	0 0.00	0 0.00	0 0.00	0 0.00
REEN 5221 (%)	1 50.00	1 50.00	0 0.00	0 0.00	0 0.00	0 0.00	0 0.00	0 0.00
REEN 5222 (%)	1 50.00	1 50.00	0 0.00	0 0.00	0 0.00	0 0.00	0 0.00	0 0.00



HERITAGE INSTITUTE OF TECHNOLOGY

RESULT OF 2ND SEMESTER & 8TH SEMESTER B.TECH & 4TH
SEMESTER M.TECH EXAMINATIONS, 2018

Placed for

Approval of
Academic Council

In its meeting dated 9.07.2018

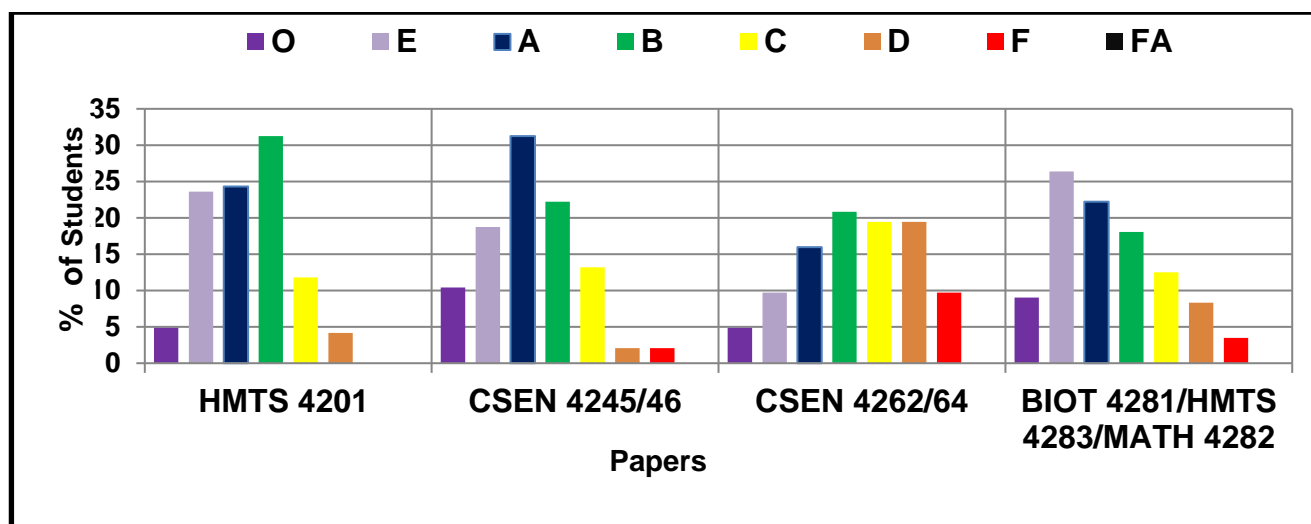
*APPROVED in 14th ACADEMIC COUNCIL MEETING
ON 09-JUL-2018.*

Principal
Heritage Institute of Technology
Controller of Examinations
Heritage Institute of Technology

RESULT ANALYSIS (B.TECH/ THEORY & LAB PAPERS)
4TH YEAR, EVEN SEM-2018

Computer Science & Engineering
No. of students =144

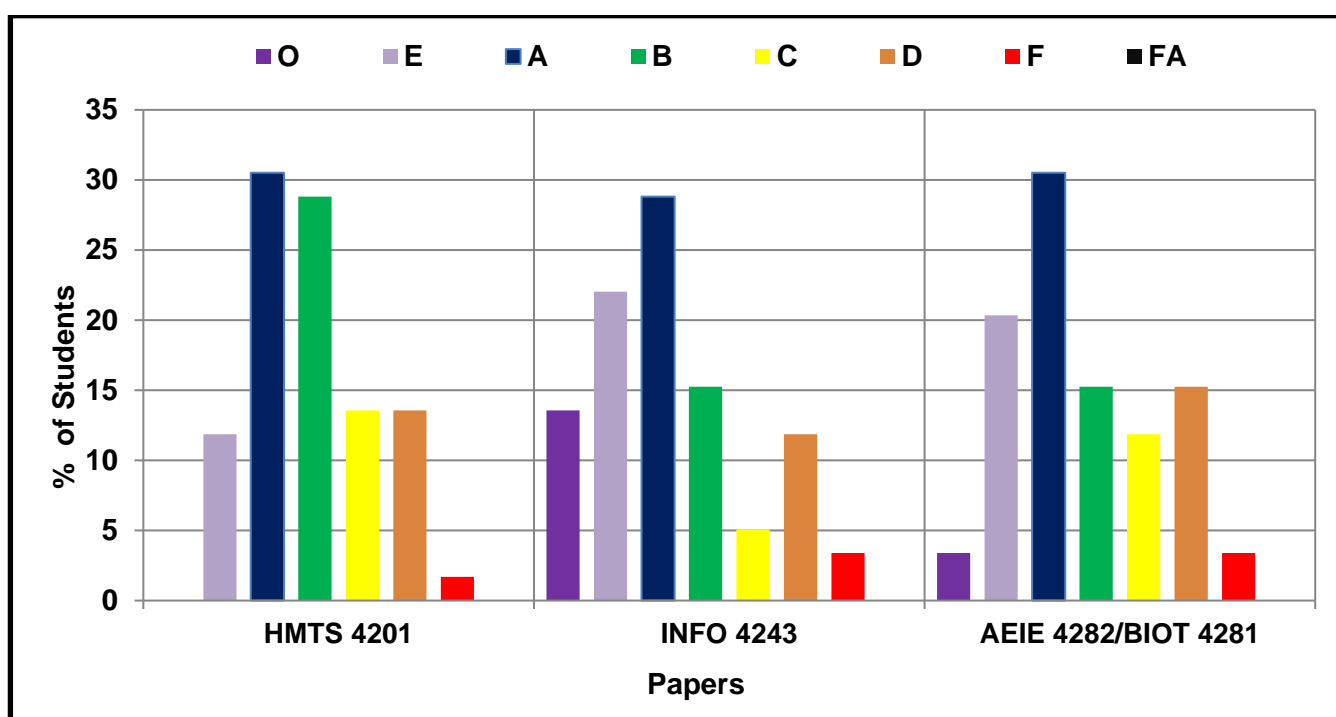
Paper Code & Percentage	O (>= 90)	E (80-89)	A (70-79)	B (60-69)	C (50-59)	D (40-49)	F (<40)	FA
HMTS 4201	7	34	35	45	17	6	0	0
(%)	4.86	23.61	24.31	31.25	11.81	4.17	0.00	0.00
CSEN 4245/46	15	27	45	32	19	3	3	0
(%)	10.42	18.75	31.25	22.22	13.19	2.08	2.08	0.00
CSEN 4262/64	7	14	23	30	28	28	14	0
(%)	4.86	9.72	15.97	20.83	19.44	19.44	9.72	0.00
BIOT 4281/HMTS 4283/MATH 4282	13	38	32	26	18	12	5	0
(%)	9.03	26.39	22.22	18.06	12.50	8.33	3.47	0.00



LAB PAPER								
Paper Code & Percentage	O (>= 90)	E (80-89)	A (70-79)	B (60-69)	C (50-59)	D (40-49)	F (<40)	FA
CSEN 4272 / 4274	23	30	27	22	20	22	0	0
(%)	15.97	20.83	18.75	15.28	13.89	15.28	0.00	0.00
CSEN 4231	25	47	44	27	1	0	0	0
(%)	17.36	32.64	30.56	18.75	0.69	0.00	0.00	0.00
CSEN 4291	12	86	39	7	0	0	0	0
(%)	8.33	59.72	27.08	4.86	0.00	0.00	0.00	0.00

Information Technology
No. of students =59

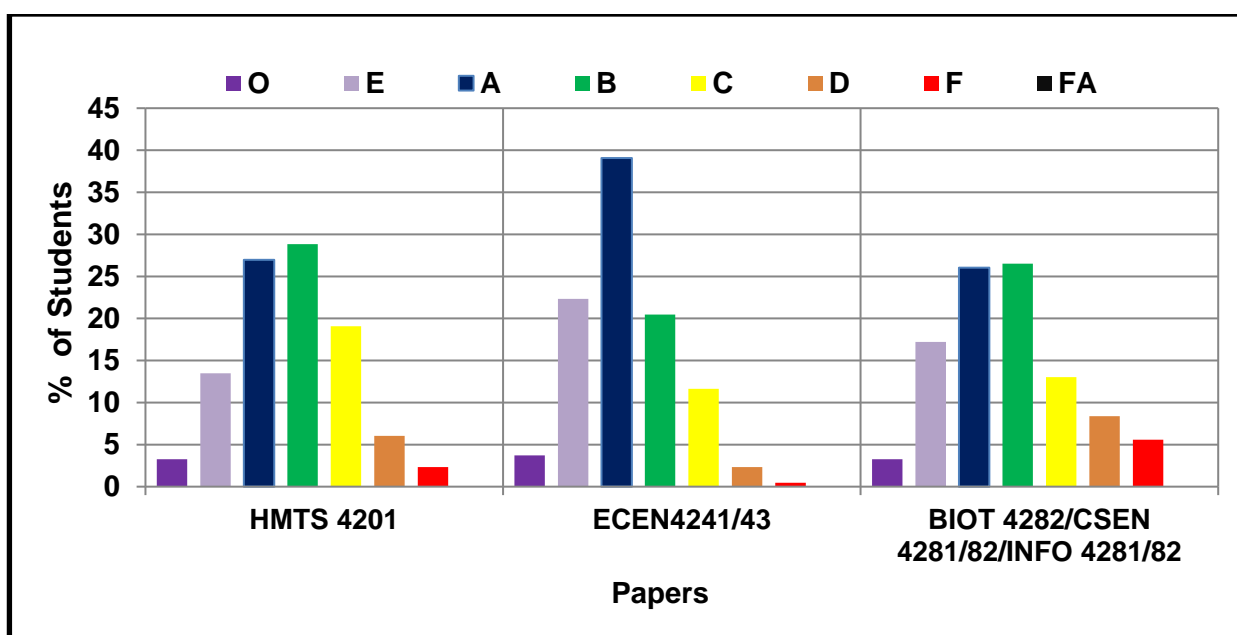
Paper Code & Percentage	O (>= 90)	E (80-89)	A (70-79)	B (60-69)	C (50-59)	D (40-49)	F (<40)	FA
HMTS 4201	0	7	18	17	8	8	1	0
(%)	0.00	11.86	30.51	28.81	13.56	13.56	1.69	0.00
INFO 4243	8	13	17	9	3	7	2	0
(%)	13.56	22.03	28.81	15.25	5.08	11.86	3.39	0.00
AEIE 4282 / BIOT 4281	2	12	18	9	7	9	2	0
(%)	3.39	20.34	30.51	15.25	11.86	15.25	3.39	0.00



LAB PAPER								
Paper Code & Percentage	O (>= 90)	E (80-89)	A (70-79)	B (60-69)	C (50-59)	D (40-49)	F (<40)	FA
INFO 4231	6	15	17	11	8	2	0	0
(%)	10.17	25.42	28.81	18.64	13.56	3.39	0.00	0.00
INFO 4291	13	18	8	7	4	8	0	1
(%)	22.03	30.51	13.56	11.86	6.78	13.56	0.00	1.69

Electronics & Communication Engineering
No. of students = 215

Paper Code & Percentage	O (≥ 90)	E (80-89)	A (70-79)	B (60-69)	C (50-59)	D (40-49)	F (<40)	FA
HMTS 4201	7	29	58	62	41	13	5	0
(%)	3.26	13.49	26.98	28.84	19.07	6.05	2.33	0.00
ECEN 4241/43	8	48	84	44	25	5	1	0
(%)	3.72	22.33	39.07	20.47	11.63	2.33	0.47	0.00
BIOT 4282/ CSEN 4281/82/ INFO 4281/82	7	37	56	57	28	18	12	0
(%)	3.26	17.21	26.05	26.51	13.02	8.37	5.58	0.00

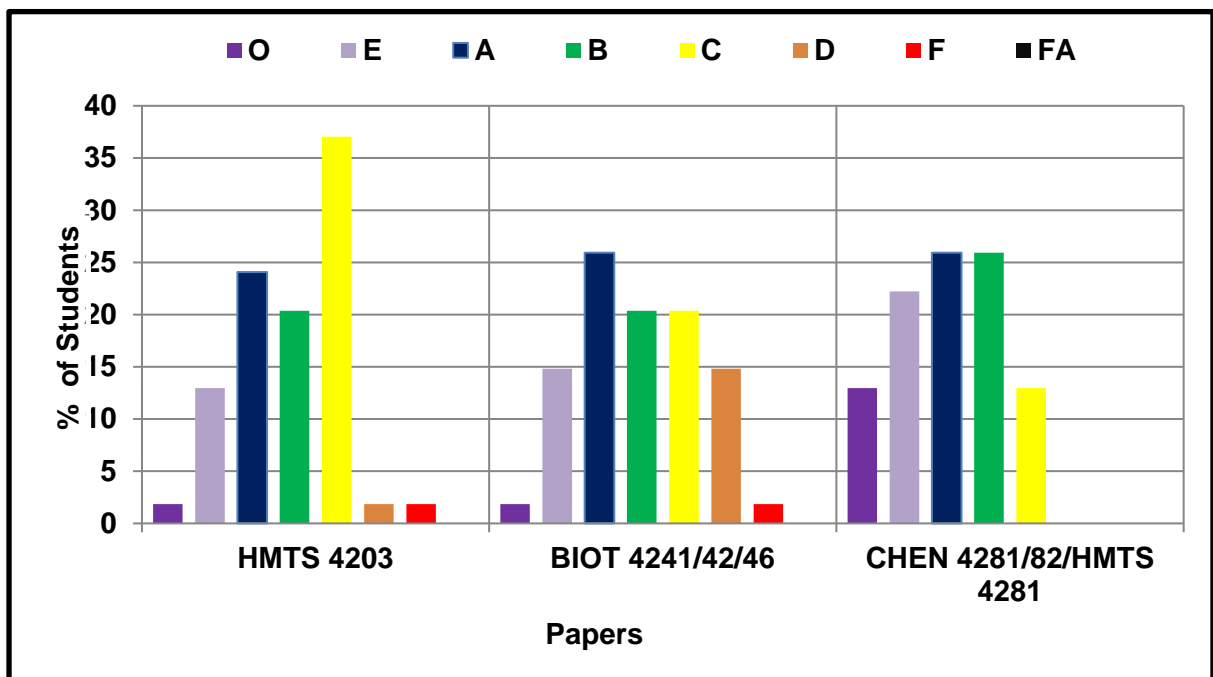


LAB PAPER								
Paper Code & Percentage	O (≥ 90)	E (80-89)	A (70-79)	B (60-69)	C (50-59)	D (40-49)	F (<40)	FA
ECEN 4231	34	61	47	47	26	0	0	0
(%)	15.81	28.37	21.86	21.86	12.09	0.00	0.00	0.00
ECEN 4291	150	54	11	0	0	0	0	0
(%)	69.77	25.12	5.12	0.00	0.00	0.00	0.00	0.00

Biotechnology

No. of students = 54

Paper Code & Percentage	O (≥ 90)	E (80-89)	A (70-79)	B (60-69)	C (50-59)	D (40-49)	F (<40)	FA
HMTS 4203	1	7	13	11	20	1	1	0
(%)	1.85	12.96	24.07	20.37	37.04	1.85	1.85	0.00
BIOT 4241/42/46	1	8	14	11	11	8	1	0
(%)	1.85	14.81	25.93	20.37	20.37	14.81	1.85	0.00
CHEN 4281/82/HMTS 4281	7	12	14	14	7	0	0	0
(%)	12.96	22.22	25.93	25.93	12.96	0.00	0.00	0.00

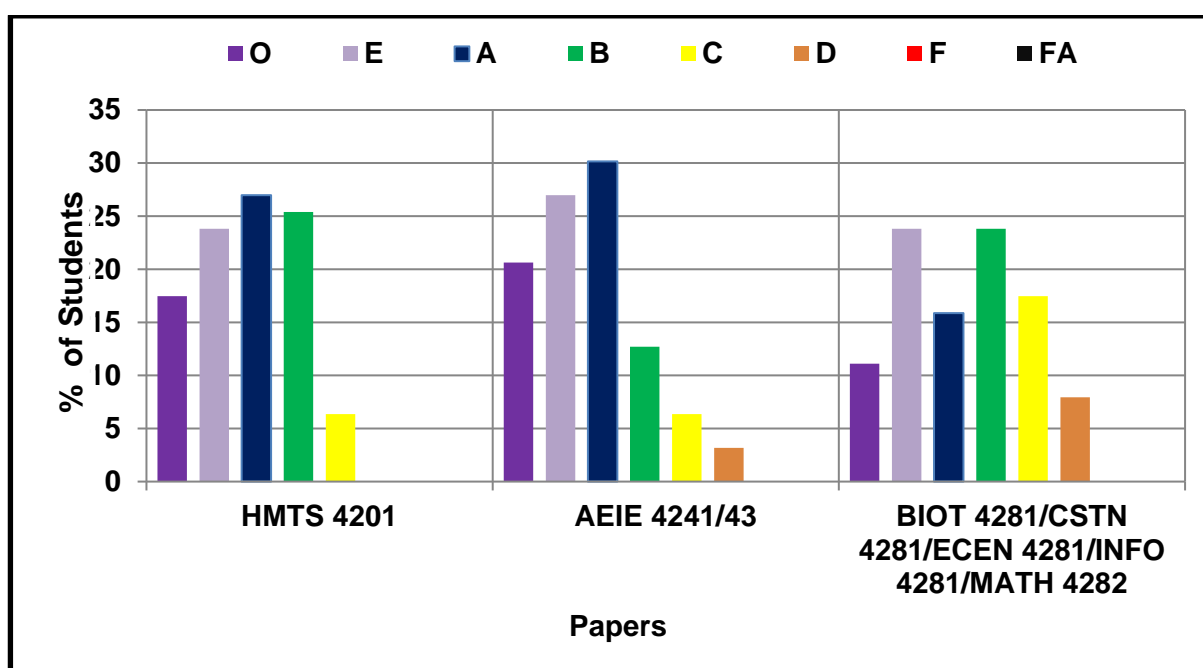


LAB PAPER								
Paper Code & Percentage	O (≥ 90)	E (80-89)	A (70-79)	B (60-69)	C (50-59)	D (40-49)	F (<40)	FA
BIOT 4231	8	11	6	17	12	0	0	0
(%)	14.81	20.37	11.11	31.48	22.22	0.00	0.00	0.00
BIOT 4291	33	14	4	3	0	0	0	0
(%)	61.11	25.93	7.41	5.56	0.00	0.00	0.00	0.00

Applied Electronics & Instrumentation Engineering

No. of students = 63

Paper Code & Percentage	O (≥ 90)	E (80-89)	A (70-79)	B (60-69)	C (50-59)	D (40-49)	F (<40)	FA
HMTS 4201	11	15	17	16	4	0	0	0
(%)	17.46	23.81	26.98	25.40	6.35	0.00	0.00	0.00
AEIE 4241/43	13	17	19	8	4	2	0	0
(%)	20.63	26.98	30.16	12.70	6.35	3.17	0.00	0.00
BIOT 4281/CSEN 4281/ECEN 4281/INFO 4281/MATH 4282	7	15	10	15	11	5	0	0
(%)	11.11	23.81	15.87	23.81	17.46	7.94	0.00	0.00

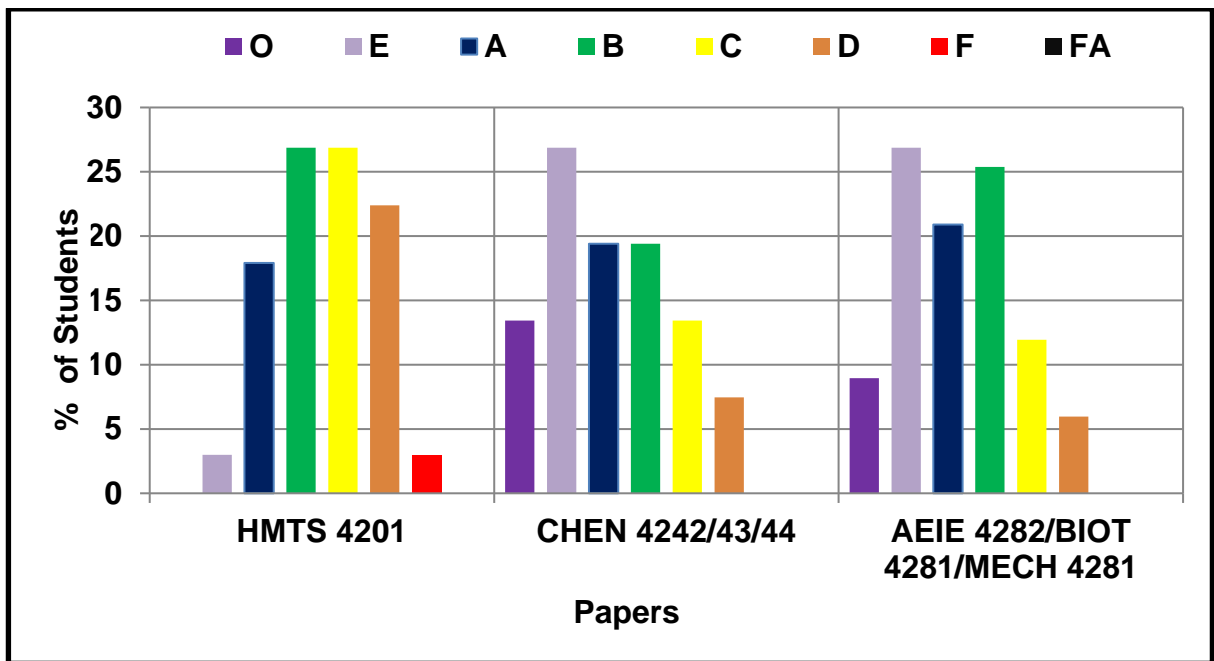


LAB PAPER								
Paper Code & Percentage	O (≥ 90)	E (80-89)	A (70-79)	B (60-69)	C (50-59)	D (40-49)	F (<40)	FA
AEIE 4231	21	25	17	0	0	0	0	0
(%)	33.33	39.68	26.98	0.00	0.00	0.00	0.00	0.00
AEIE 4232	44	18	1	0	0	0	0	0
(%)	69.84	28.57	1.59	0.00	0.00	0.00	0.00	0.00
AEIE 4291	24	39	0	0	0	0	0	0
(%)	38.10	61.90	0.00	0.00	0.00	0.00	0.00	0.00

Chemical Engineering

No. of students =67

Paper Code & Percentage	O (>= 90)	E (80-89)	A (70-79)	B (60-69)	C (50-59)	D (40-49)	F (<40)	FA
HMTS 4201	0	2	12	18	18	15	2	0
(%)	0.00	2.99	17.91	26.87	26.87	22.39	2.99	0.00
CHEN 4242/43/44	9	18	13	13	9	5	0	0
(%)	13.43	26.87	19.40	19.40	13.43	7.46	0.00	0.00
AEIE 4282/BIOT 4281/MECH 4281	6	18	14	17	8	4	0	0
(%)	8.96	26.87	20.90	25.37	11.94	5.97	0.00	0.00

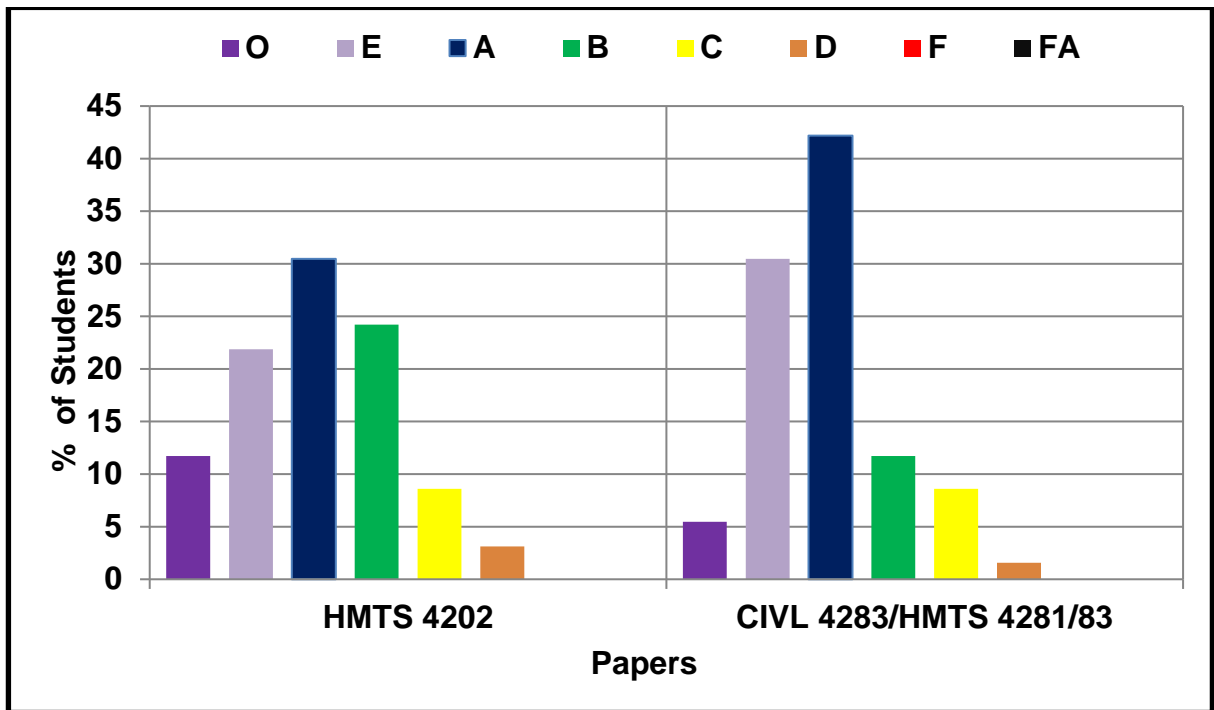


LAB PAPER								
Paper Code & Percentage	O (>= 90)	E (80-89)	A (70-79)	B (60-69)	C (50-59)	D (40-49)	F (<40)	FA
CHEN 4221	11	22	23	8	2	1	0	0
(%)	16.42	32.84	34.33	11.94	2.99	1.49	0.00	0.00
CHEN 4231	7	11	20	19	10	0	0	0
(%)	10.45	16.42	29.85	28.36	14.93	0.00	0.00	0.00
CHEN 4291	16	27	10	12	2	0	0	0
(%)	23.88	40.30	14.93	17.91	2.99	0.00	0.00	0.00

Mechanical Engineering

No. of students = 128

Paper Code & Percentage	O (≥ 90)	E (80-89)	A (70-79)	B (60-69)	C (50-59)	D (40-49)	F (<40)	FA
HMTS 4202	15	28	39	31	11	4	0	0
(%)	11.72	21.88	30.47	24.22	8.59	3.13	0.00	0.00
CIVL 4283/ HMTS 4281/83	7	39	54	15	11	2	0	0
(%)	5.47	30.47	42.19	11.72	8.59	1.56	0.00	0.00

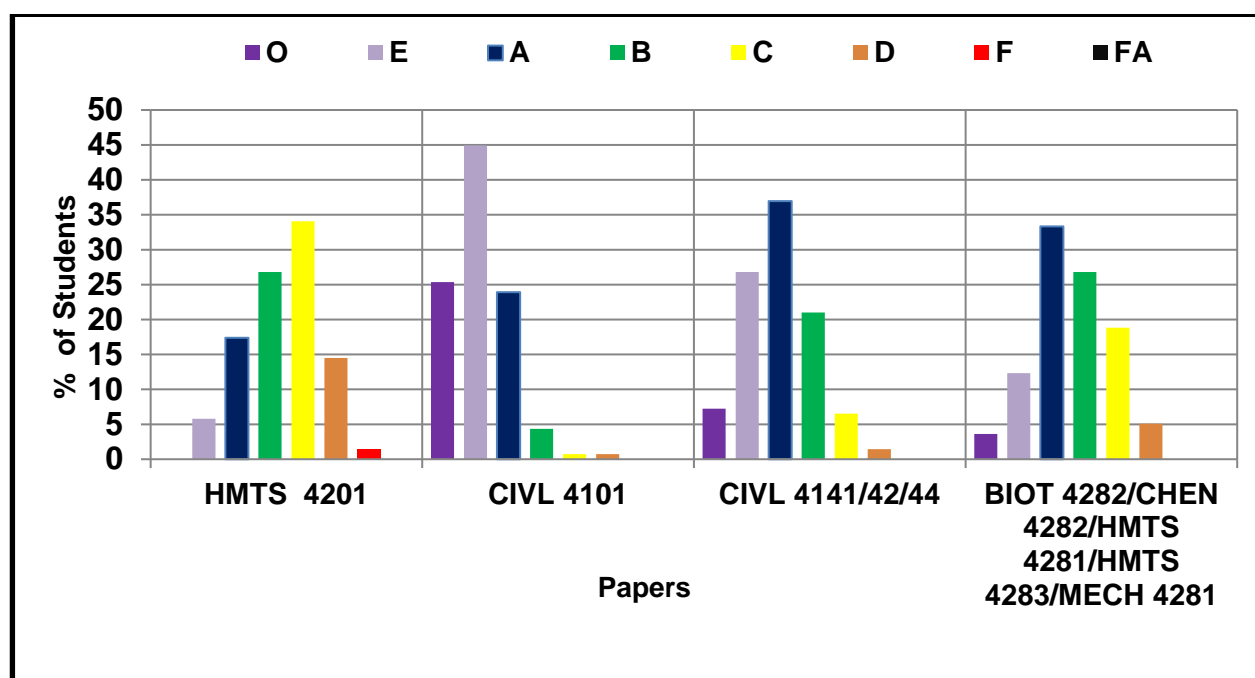


LAB PAPER								
Paper Code & Percentage	O (≥ 90)	E (80-89)	A (70-79)	B (60-69)	C (50-59)	D (40-49)	F (<40)	FA
MECH 4211	6	22	37	31	15	17	0	0
(%)	4.69	17.19	28.91	24.22	11.72	13.28	0.00	0.00
MECH 4221	15	53	25	22	11	2	0	0
(%)	11.72	41.41	19.53	17.19	8.59	1.56	0.00	0.00
MECH 4231	13	46	43	24	2	0	0	0
(%)	10.16	35.94	33.59	18.75	1.56	0.00	0.00	0.00
MECH 4291	60	50	14	3	1	0	0	0
(%)	46.51	38.76	10.85	2.33	0.78	0.00	0.00	0.00

Civil Engineering

No. of students =138

Paper Code & Percentage	O (≥ 90)	E (80-89)	A (70-79)	B (60-69)	C (50-59)	D (40-49)	F (<40)	FA
HMTS 4201	0	8	24	37	47	20	2	0
(%)	0.00	5.80	17.39	26.81	34.06	14.49	1.45	0.00
CIVL 4101	35	62	33	6	1	1	0	0
(%)	25.36	44.93	23.91	4.35	0.72	0.72	0.00	0.00
CIVL 4141/42/44	10	37	51	29	9	2	0	0
(%)	7.25	26.81	36.96	21.01	6.52	1.45	0.00	0.00
BIOT 4282/CHEN 4282/HMTS 4281/ HMTS 4283/MECH 4281	5	17	46	37	26	7	0	0
(%)	3.62	12.32	33.33	26.81	18.84	5.07	0.00	0.00



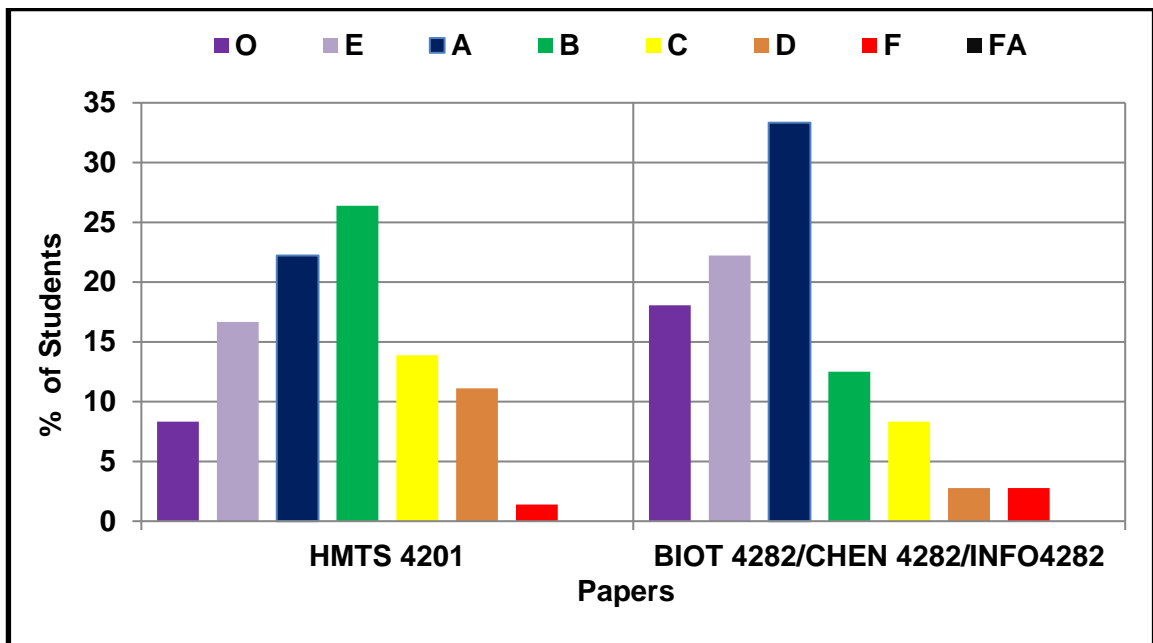
LAB PAPER

Paper Code & Percentage	O (≥ 90)	E (80-89)	A (70-79)	B (60-69)	C (50-59)	D (40-49)	F (<40)	FA
CIVL 4231	29	32	22	20	20	14	0	1
(%)	21.01	23.19	15.94	14.49	14.49	10.14	0.00	0.72
CIVL 4291	31	45	29	26	4	2	0	1
(%)	22.46	32.61	21.01	18.84	2.90	1.45	0.00	0.72

Electrical Engineering

No. of students =72

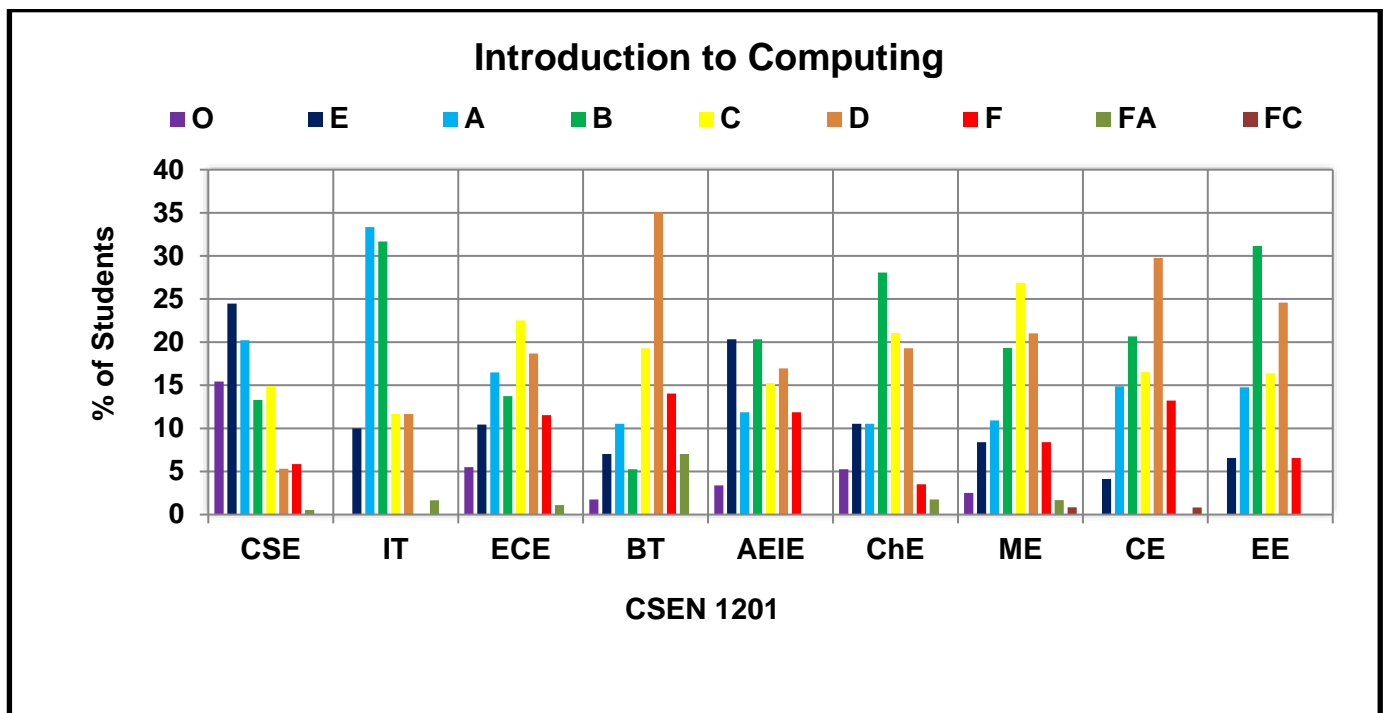
Paper Code & Percentage	O (>= 90)	E (80-89)	A (70-79)	B (60-69)	C (50-59)	D (40-49)	F (<40)	FA
HMTS 4201	6	12	16	19	10	8	1	0
(%)	8.33	16.67	22.22	26.39	13.89	11.11	1.39	0.00
BIOT 4282/CHEN 4282/INFO 4282	13	16	24	9	6	2	2	0
(%)	18.06	22.22	33.33	12.50	8.33	2.78	2.78	0.00



LAB PAPER								
Paper Code & Percentage	O (>= 90)	E (80-89)	A (70-79)	B (60-69)	C (50-59)	D (40-49)	F (<40)	FA
ELEC 4032	9	25	37	1	0	0	0	0
(%)	12.50	34.72	51.39	1.39	0.00	0.00	0.00	0.00
ELEC 4221	27	39	5	0	0	1	0	0
(%)	37.50	54.17	6.94	0.00	0.00	1.39	0.00	0.00
ELEC 4231	8	29	31	4	0	0	0	0
(%)	11.11	40.28	43.06	5.56	0.00	0.00	0.00	0.00
ELEC 4291	29	27	16	0	0	0	0	0
(%)	40.28	37.50	22.22	0.00	0.00	0.00	0.00	0.00

Result Analysis - Even Sem, 2018 1st Year- B.Tech (Theory)

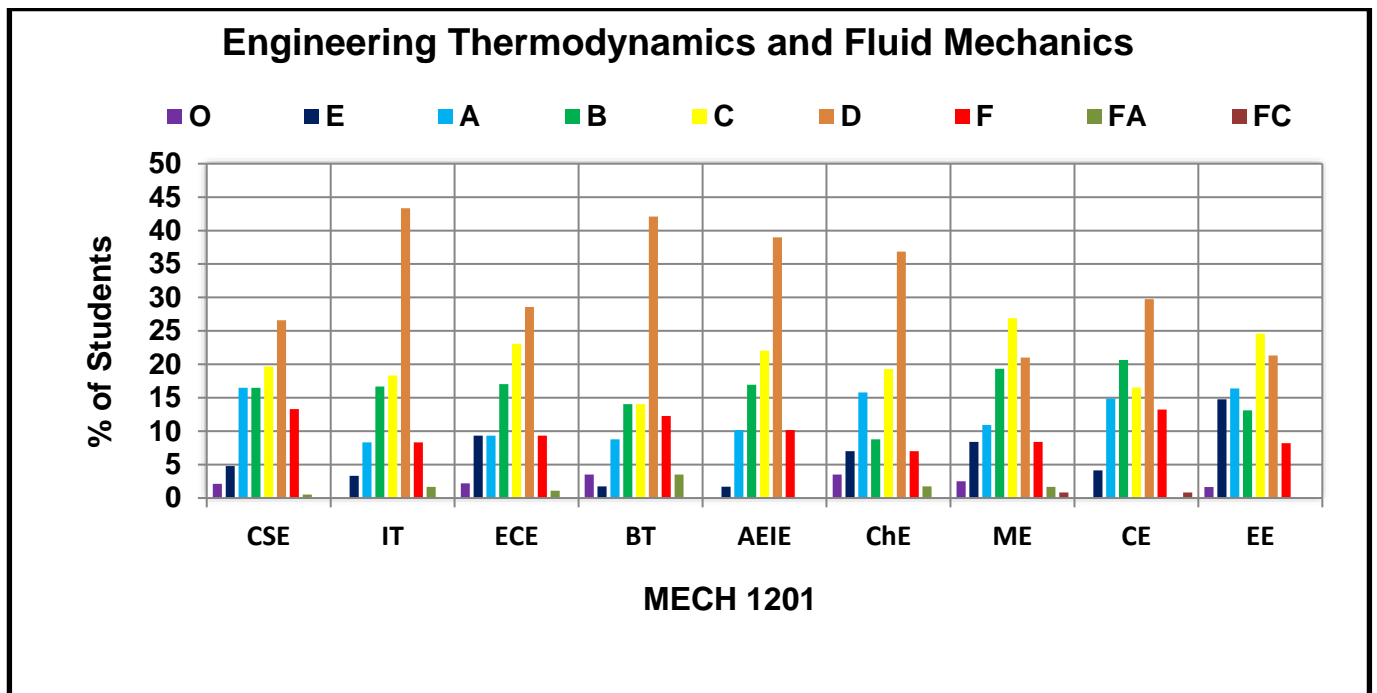
INTRODUCTION TO COMPUTING										
CSEN 1201										
Letter Grade	CSE	IT	ECE	BT	AEIE	ChE	ME	CE	EE	Total
O (>89)	29	0	10	1	2	3	0	1	0	46
(%)	15.43	0.00	5.49	1.75	3.39	5.26	0.00	0.83	0.00	5.09
E (80-89)	46	6	19	4	12	6	5	9	4	111
(%)	24.47	10.00	10.44	7.02	20.34	10.53	4.20	7.44	6.56	12.28
A (70-79)	38	20	30	6	7	6	11	10	9	137
(%)	20.21	33.33	16.48	10.53	11.86	10.53	9.24	8.26	14.75	15.15
B (60-69)	25	19	25	3	12	16	13	27	19	159
(%)	13.30	31.67	13.74	5.26	20.34	28.07	10.92	22.31	31.15	17.59
C (50-59)	28	7	41	11	9	12	24	25	10	167
(%)	14.89	11.67	22.53	19.30	15.25	21.05	20.17	20.66	16.39	18.47
D (40-49)	10	7	34	20	10	11	42	36	15	185
(%)	5.32	11.67	18.68	35.09	16.95	19.30	35.29	29.75	24.59	20.46
F (<40)	11	0	21	8	7	2	22	13	4	88
(%)	5.85	0.00	11.54	14.04	11.86	3.51	18.49	10.74	6.56	9.73
FA	1	1	2	4	0	1	2	0	0	11
(%)	0.53	1.67	1.10	7.02	0.00	1.75	1.68	0.00	0.00	1.22
Total Students	188	60	182	57	59	57	119	121	61	904



ENGINEERING THERMODYNAMICS AND FLUID MECHANICS

MECH 1201

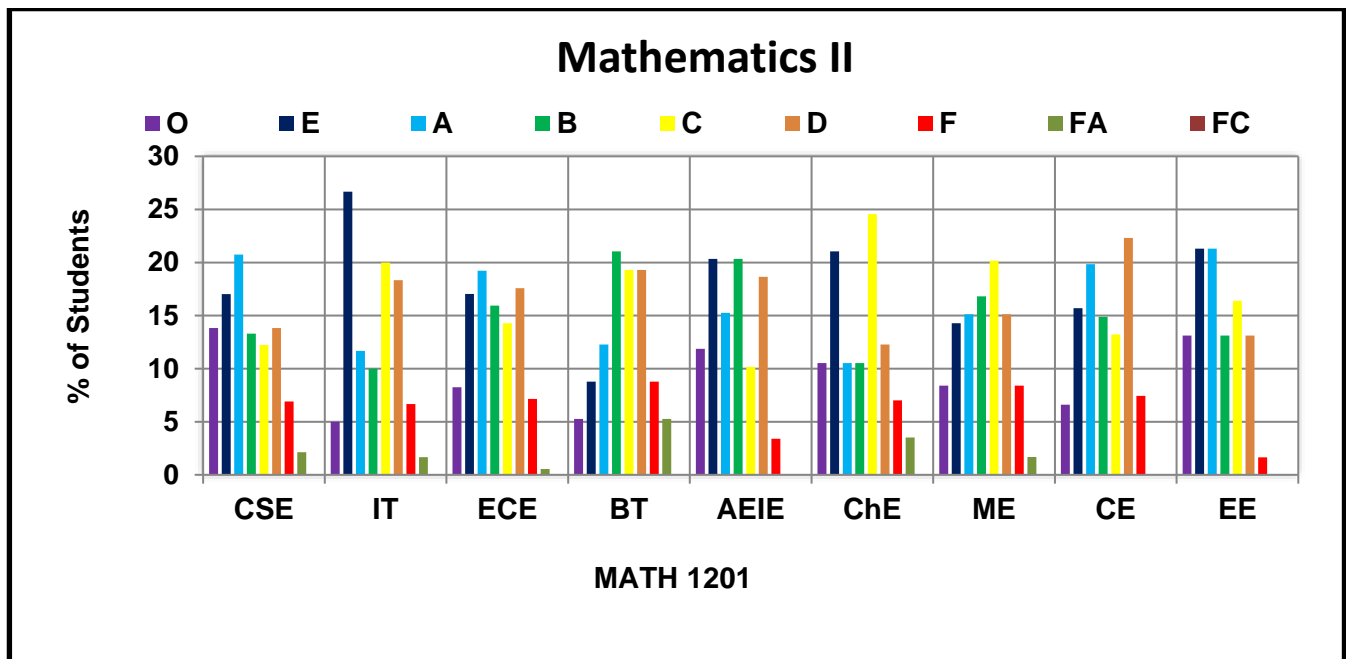
Letter Grade	CSE	IT	ECE	BT	AEIE	ChE	ME	CE	EE	Total
O (>89)	4	0	4	2	0	2	3	0	1	16
(%)	2.13	0.00	2.20	3.51	0.00	3.51	2.52	0.00	1.64	1.77
E (80-89)	9	2	17	1	1	4	10	5	9	58
(%)	4.79	3.33	9.34	1.75	1.69	7.02	8.40	4.13	14.75	6.42
A (70-79)	31	5	17	5	6	9	13	18	10	114
(%)	16.49	8.33	9.34	8.77	10.17	15.79	10.92	14.88	16.39	12.61
B (60-69)	31	10	31	8	10	5	23	25	8	151
(%)	16.49	16.67	17.03	14.04	16.95	8.77	19.33	20.66	13.11	16.70
C (50-59)	37	11	42	8	13	11	32	20	15	189
(%)	19.68	18.33	23.08	14.04	22.03	19.30	26.89	16.53	24.59	20.91
D (40-49)	50	26	52	24	23	21	25	36	13	270
(%)	26.60	43.33	28.57	42.11	38.98	36.84	21.01	29.75	21.31	29.87
F (<40)	25	5	17	7	6	4	10	16	5	95
(%)	13.30	8.33	9.34	12.28	10.17	7.02	8.40	13.22	8.20	10.51
FA	1	1	2	2	0	1	2	0	0	9
(%)	0.53	1.67	1.10	3.51	0.00	1.75	1.68	0.00	0.00	1.00
FC	0	0	0	0	0	0	1	1	0	2
(%)	0.00	0.00	0.00	0.00	0.00	0.00	0.84	0.83	0.00	0.22
Total Students	188	60	182	57	59	57	119	121	61	904



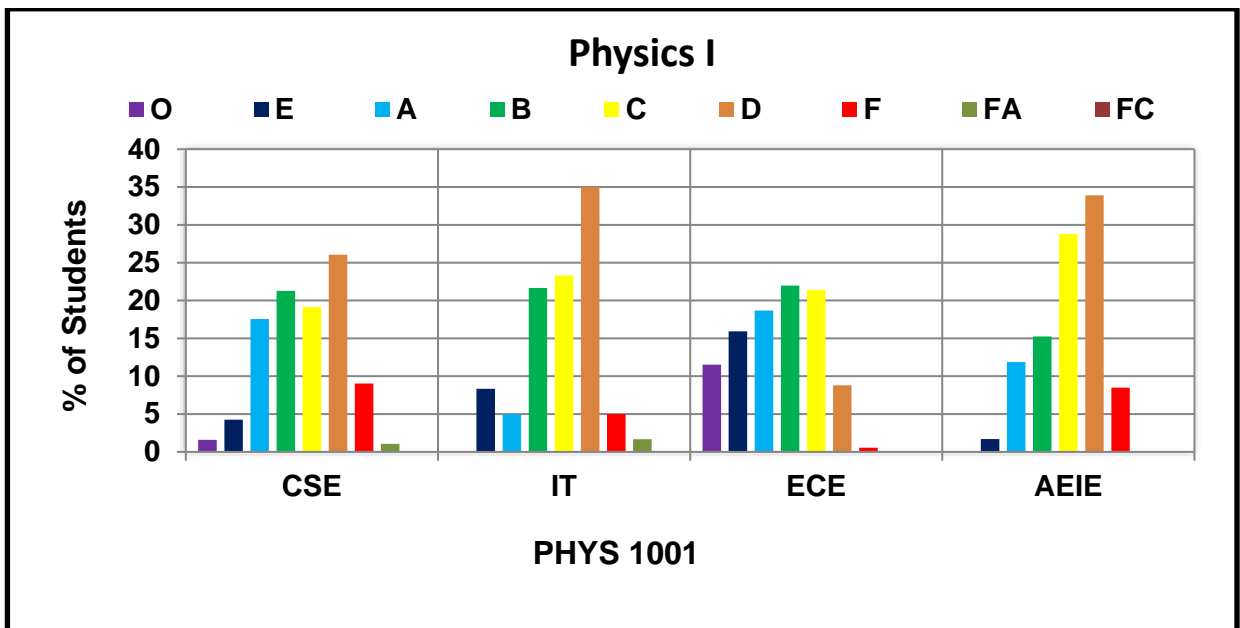
MATHEMATICS II

MATH 1201

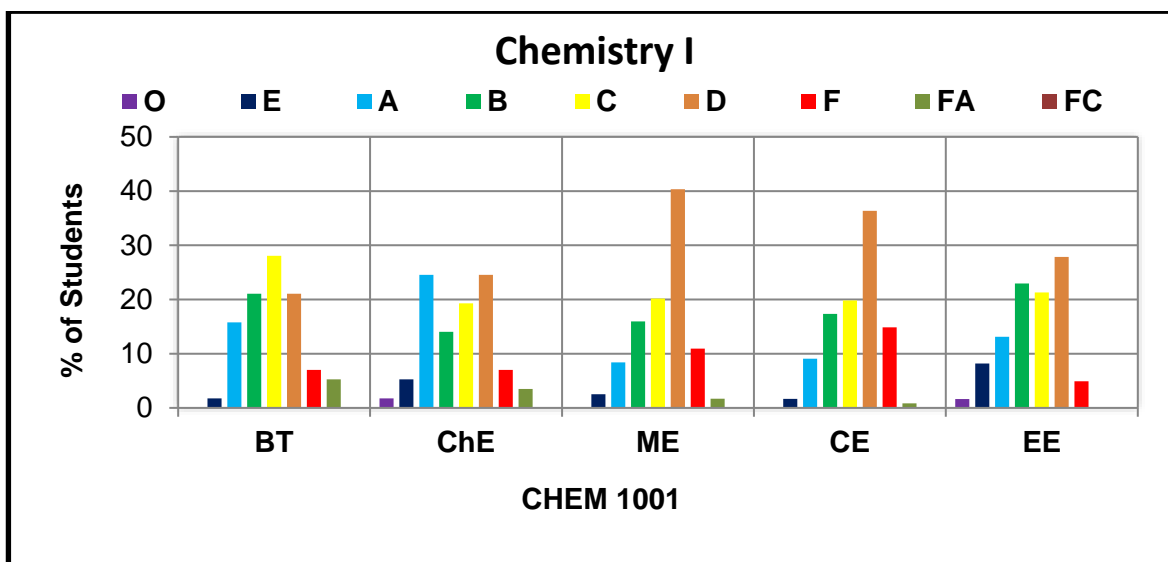
Letter Grade	CSE	IT	ECE	BT	AEIE	ChE	ME	CE	EE	Total
O (>89)	26	3	15	3	7	6	10	8	8	86
(%)	13.83	5.00	8.24	5.26	11.86	10.53	8.40	6.61	13.11	9.51
E (80-89)	32	16	31	5	12	12	17	19	13	157
(%)	17.02	26.67	17.03	8.77	20.34	21.05	14.29	15.70	21.31	17.37
A (70-79)	39	7	35	7	9	6	18	24	13	158
(%)	20.74	11.67	19.23	12.28	15.25	10.53	15.13	19.83	21.31	17.48
B (60-69)	25	6	29	12	12	6	20	18	8	136
(%)	13.30	10.00	15.93	21.05	20.34	10.53	16.81	14.88	13.11	15.04
C (50-59)	23	12	26	11	6	14	24	16	10	142
(%)	12.23	20.00	14.29	19.30	10.17	24.56	20.17	13.22	16.39	15.71
D (40-49)	26	11	32	11	11	7	18	27	8	151
(%)	13.83	18.33	17.58	19.30	18.64	12.28	15.13	22.31	13.11	16.70
F (<40)	13	4	13	5	2	4	10	9	1	61
(%)	6.91	6.67	7.14	8.77	3.39	7.02	8.40	7.44	1.64	6.75
FA	4	1	1	3	0	2	2	0	0	13
(%)	2.13	1.67	0.55	5.26	0.00	3.51	1.68	0.00	0.00	1.44
FC	0	0	0	0	0	0	0	0	0	0
(%)	0.00	0.00	0.00	0.00	0.00	0.00	0.00	0.00	0.00	0.00
Total Students	188	60	182	57	59	57	119	121	61	904



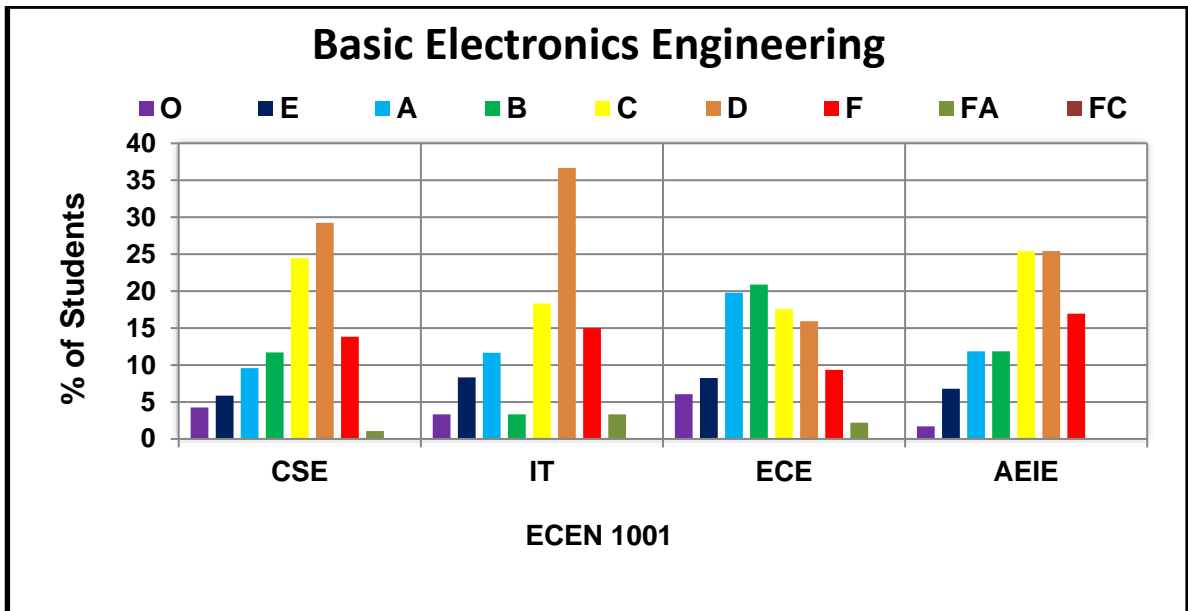
PHYSICS I PHYS 1001					
Letter Grade	CSE	IT	ECE	AEIE	Total
O (>89)	3	0	2	0	5
(%)	1.60	0.00	1.10	0.00	1.02
E (80-89)	8	5	21	1	35
(%)	4.26	8.33	11.54	1.69	7.16
A (70-79)	33	3	29	7	72
(%)	17.55	5.00	15.93	11.86	14.72
B (60-69)	40	13	34	9	96
(%)	21.28	21.67	18.68	15.25	19.63
C (50-59)	36	14	40	17	107
(%)	19.15	23.33	21.98	28.81	21.88
D (40-49)	49	21	39	20	129
(%)	26.06	35.00	21.43	33.90	26.38
F (<40)	17	3	16	5	41
(%)	9.04	5.00	8.79	8.47	8.38
FA	2	1	1	0	4
(%)	1.06	1.67	0.55	0.00	0.82
FC	0	0	0	0	0
(%)	0.00	0.00	0.00	0.00	0.00
Total Students	188	60	182	59	489



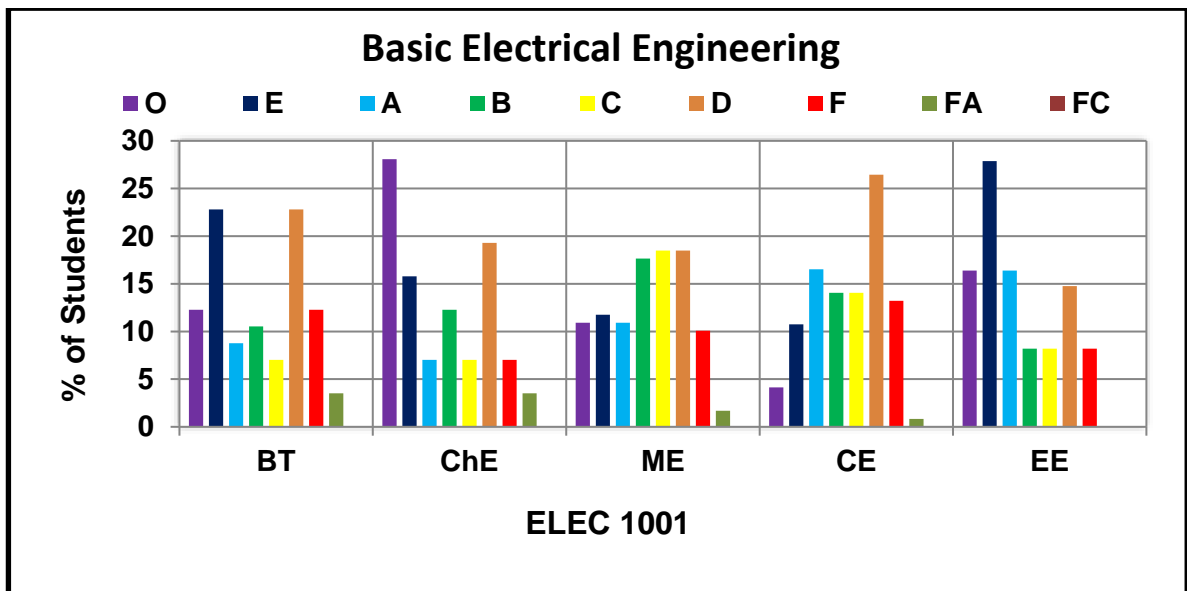
CHEMISTRY I CHEM 1001						
Letter Grade	BT	ChE	ME	CE	EE	Total
O (>89)	0	1	0	0	1	2
(%)	0.00	1.75	0.00	0.00	1.64	0.48
E (80-89)	1	3	3	2	5	14
(%)	1.75	5.26	2.52	1.65	8.20	3.37
A (70-79)	9	14	10	11	8	52
(%)	15.79	24.56	8.40	9.09	13.11	12.53
B (60-69)	12	8	19	21	14	74
(%)	21.05	14.04	15.97	17.36	22.95	17.83
C (50-59)	16	11	24	24	13	88
(%)	28.07	19.30	20.17	19.83	21.31	21.20
D (40-49)	12	14	48	44	17	135
(%)	21.05	24.56	40.34	36.36	27.87	32.53
F (<40)	4	4	13	18	3	42
(%)	7.02	7.02	10.92	14.88	4.92	10.12
FA	3	2	2	1	0	8
(%)	5.26	3.51	1.68	0.83	0.00	1.93
FC	0	0	0	0	0	0
(%)	0.00	0.00	0.00	0.00	0.00	0.00
Total Students	57	57	119	121	61	415



BASIC ELECTRONICS ENGINEERING					
ECEN 1001					
Letter Grade	CSE	IT	ECE	AEIE	Total
O (>89)	8	2	11	1	22
(%)	4.26	3.33	6.04	1.69	4.50
E (80-89)	11	5	15	4	35
(%)	5.85	8.33	8.24	6.78	7.16
A (70-79)	18	7	36	7	68
(%)	9.57	11.67	19.78	11.86	13.91
B (60-69)	22	2	38	7	69
(%)	11.70	3.33	20.88	11.86	14.11
C (50-59)	46	11	32	15	104
(%)	24.47	18.33	17.58	25.42	21.27
D (40-49)	55	22	29	15	121
(%)	29.26	36.67	15.93	25.42	24.74
F (<40)	26	9	17	10	62
(%)	13.83	15.00	9.34	16.95	12.68
FA	2	2	4	0	8
(%)	1.06	3.33	2.20	0.00	1.64
FC	0	0	0	0	0
(%)	0.00	0.00	0.00	0.00	0.00
Total Students	188	60	182	59	489



BASIC ELECTRICAL ENGINEERING						
ELEC 1001						
Letter Grade	BT	ChE	ME	CE	EE	Total
O (>89)	7	16	13	5	10	51
(%)	12.28	28.07	10.92	4.13	16.39	12.29
E (80-89)	13	9	14	13	17	66
(%)	22.81	15.79	11.76	10.74	27.87	15.90
A (70-79)	5	4	13	20	10	52
(%)	8.77	7.02	10.92	16.53	16.39	12.53
B (60-69)	6	7	21	17	5	56
(%)	10.53	12.28	17.65	14.05	8.20	13.49
C (50-59)	4	4	22	17	5	52
(%)	7.02	7.02	18.49	14.05	8.20	12.53
D (40-49)	13	11	22	32	9	87
(%)	22.81	19.30	18.49	26.45	14.75	20.96
F (<40)	7	4	12	16	5	44
(%)	12.28	7.02	10.08	13.22	8.20	10.60
FA	2	2	2	1	0	7
(%)	3.51	3.51	1.68	0.83	0.00	1.69
FC	0	0	0	0	0	0
(%)	0.00	0.00	0.00	0.00	0.00	0.00
Total Students	57	57	119	121	61	415



Result Analysis - Even Sem, 2018

1st Year- B.Tech (Lab)

INTRODUCTION TO COMPUTING LAB										
CSEN 1211										
Letter Grade	CSE	IT	ECE	BT	AEIE	ChE	ME	CE	EE	Total
O (>89)	41	20	41	5	10	13	9	12	21	172
(%)	21.81	33.33	22.53	8.77	16.95	22.81	7.56	9.92	34.43	19.03
E (80-89)	35	11	64	3	8	19	15	25	11	191
(%)	18.62	18.33	35.16	5.26	13.56	33.33	12.61	20.66	18.03	21.13
A (70-79)	35	16	47	10	5	9	8	21	12	163
(%)	18.62	26.67	25.82	17.54	8.47	15.79	6.72	17.36	19.67	18.03
B (60-69)	36	8	18	11	12	8	16	18	13	140
(%)	19.15	13.33	9.89	19.30	20.34	14.04	13.45	14.88	21.31	15.49
C (50-59)	26	3	9	15	15	7	22	26	4	127
(%)	13.83	5.00	4.95	26.32	25.42	12.28	18.49	21.49	6.56	14.05
D (40-49)	9	1	3	8	9	0	45	17	0	92
(%)	4.79	1.67	1.65	14.04	15.25	0.00	37.82	14.05	0.00	10.18
F (<40)	6	1	0	5	0	1	4	2	0	19
(%)	3.19	1.67	0.00	8.77	0.00	1.75	3.36	1.65	0.00	2.10
FA	0	0	0	0	0	0	0	0	0	0
(%)	0.00	0.00	0.00	0.00	0.00	0.00	0.00	0.00	0.00	0.00
Total Students	188	60	182	57	59	57	119	121	61	904

PHYSICS I LAB					
PHYS 1011					
Letter Grade	CSE	IT	ECE	AEIE	Total
O (>89)	56	5	48	13	122
(%)	29.79	8.33	26.37	22.03	24.95
E (80-89)	79	16	76	24	195
(%)	42.02	26.67	41.76	40.68	39.88
A (70-79)	30	24	38	18	110
(%)	15.96	40.00	20.88	30.51	22.49
B (60-69)	11	5	14	4	34
(%)	5.85	8.33	7.69	6.78	6.95
C (50-59)	6	6	2	0	14
(%)	3.19	10.00	1.10	0.00	2.86
D (40-49)	2	2	1	0	5
(%)	1.06	3.33	0.55	0.00	1.02
F (<40)	4	2	3	0	9
(%)	2.13	3.33	1.65	0.00	1.84
FA	0	0	0	0	0
(%)	0.00	0.00	0.00	0.00	0.00
Total Students	188	60	182	59	489

Chemistry I Lab CHEM 1011						
Letter Grade	BT	CHE	ME	CE	EE	Total
O (>89)	32	28	37	33	33	163
(%)	56.14	49.12	31.09	27.27	54.10	39.28
E (80-89)	8	21	56	43	23	151
(%)	14.04	36.84	47.06	35.54	37.70	36.39
A (70-79)	8	6	19	33	4	70
(%)	14.04	10.53	15.97	27.27	6.56	16.87
B (60-69)	2	2	4	6	1	15
(%)	3.51	3.51	3.36	4.96	1.64	3.61
C (50-59)	3	0	2	2	0	7
(%)	5.26	0.00	1.68	1.65	0.00	1.69
D (40-49)	0	0	0	1	0	1
(%)	0.00	0.00	0.00	0.83	0.00	0.24
F (<40)	3	0	1	3	0	7
(%)	5.26	0.00	0.84	2.48	0.00	1.69
FA	1	0	0	0	0	1
(%)	1.75	0.00	0.00	0.00	0.00	0.24
Total Students	57	57	119	121	61	415

BASIC ELECTRONICS ENGINEERING LAB ECEN 1011					
Letter Grade	CSE	IT	ECE	AEIE	Total
O (>89)	74	9	58	28	169
(%)	39.36	15.00	31.87	47.46	34.56
E (80-89)	51	19	64	18	152
(%)	27.13	31.67	35.16	30.51	31.08
A (70-79)	41	10	42	9	102
(%)	21.81	16.67	23.08	15.25	20.86
B (60-69)	15	13	8	3	39
(%)	7.98	21.67	4.40	5.08	7.98
C (50-59)	4	7	7	1	19
(%)	2.13	11.67	3.85	1.69	3.89
D (40-49)	1	0	0	0	1
(%)	0.53	0.00	0.00	0.00	0.20
F (<40)	2	2	3	0	7
(%)	1.06	3.33	1.65	0.00	1.43
FA	0	0	0	0	0
(%)	0.00	0.00	0.00	0.00	0.00
Total Students	188	60	182	59	489

BASIC ELECTRICAL ENGINEERING LAB						
ELEC 1011						
Letter Grade	BT	CHE	ME	CE	EE	Total
O (>89)	6	14	20	15	19	74
(%)	10.53	24.56	16.81	12.40	31.15	17.83
E (80-89)	31	23	45	39	30	168
(%)	54.39	40.35	37.82	32.23	49.18	40.48
A (70-79)	14	20	34	35	11	114
(%)	24.56	35.09	28.57	28.93	18.03	27.47
B (60-69)	2	0	10	24	1	37
(%)	3.51	0.00	8.40	19.83	1.64	8.92
C (50-59)	1	0	8	4	0	13
(%)	1.75	0.00	6.72	3.31	0.00	3.13
D (40-49)	0	0	1	2	0	3
(%)	0.00	0.00	0.84	1.65	0.00	0.72
F (<40)	3	0	1	2	0	6
(%)	5.26	0.00	0.84	1.65	0.00	1.45
FA	0	0	0	0	0	0
(%)	0.00	0.00	0.00	0.00	0.00	0.00
Total Students	57	57	119	121	61	415

WORKSHOP PRACTICE					
MECH 1011					
Letter Grade	CSE	IT	ECE	AEIE	Total
O (>89)	6	0	6	0	12
(%)	3.19	0.00	3.30	0.00	2.45
E (80-89)	60	10	50	7	127
(%)	31.91	16.67	27.47	11.86	25.97
A (70-79)	64	28	67	25	184
(%)	34.04	46.67	36.81	42.37	37.63
B (60-69)	37	14	41	18	110
(%)	19.68	23.33	22.53	30.51	22.49
C (50-59)	13	6	14	8	41
(%)	6.91	10.00	7.69	13.56	8.38
D (40-49)	6	1	2	1	10
(%)	3.19	1.67	1.10	1.69	2.04
F (<40)	2	1	2	0	5
(%)	1.06	1.67	1.10	0.00	1.02
FA	0	0	0	0	0
(%)	0.00	0.00	0.00	0.00	0.00

Total Students	188	60	182	59	489
-----------------------	------------	-----------	------------	-----------	------------

ENGINEERING DRAWING MECH 1012						
Letter Grade	BT	CHE	ME	CE	EE	Total
O (>89)	1	1	13	3	4	22
(%)	1.75	1.75	10.92	2.48	6.56	5.30
E (80-89)	8	10	22	19	15	74
(%)	14.04	17.54	18.49	15.70	24.59	17.83
A (70-79)	19	24	28	28	18	117
(%)	33.33	42.11	23.53	23.14	29.51	28.19
B (60-69)	11	9	24	28	11	83
(%)	19.30	15.79	20.17	23.14	18.03	20.00
C (50-59)	5	9	15	17	6	52
(%)	8.77	15.79	12.61	14.05	9.84	12.53
D (40-49)	7	4	11	19	7	48
(%)	7.00	7.02	9.24	15.70	11.48	11.57
F (<40)	5	0	6	7	0	18
(%)	8.77	0.00	5.04	5.79	0.00	4.34
FA	1	0	0	0	0	1
(%)	1.75	0.00	0.00	0.00	0.00	0.24
Total Students	57	57	119	121	61	415

Result Analysis (M.Tech / Theory & Lab Papers)
2nd Year, Even Sem – 2018

Computer Science & Engineering							
	O (>89)	E (80-89)	A (70-79)	B (60-69)	C (50-59)	D (40-49)	F (<40)
CSEN 6295 (%)	2	4	1	1	0	0	0
	25.00	50.00	12.50	12.50	0.00	0.00	0.00
CSEN 6296 (%)	2	4	0	2	0	0	0
	25.00	50.00	0.00	25.00	0.00	0.00	0.00
CSEN 6297 (%)	1	2	1	4	0	0	0
	12.50	25.00	12.50	50.00	0.00	0.00	0.00


VLSI							
	O (>89)	E (80-89)	A (70-79)	B (60-69)	C (50-59)	D (40-49)	F (<40)
VLSI 6221 (%)	2	0	2	0	0	0	0
	50.00	0.00	50.00	0.00	0.00	0.00	0.00
VLSI 6222 (%)	2	0	1	1	0	0	0
	50.00	0.00	25.00	25.00	0.00	0.00	0.00
VLSI 6223 (%)	0	0	3	1	0	0	0
	0.00	0.00	75.00	25.00	0.00	0.00	0.00

Electronics and Communication Engineering							
	O (>89)	E (80-89)	A (70-79)	B (60-69)	C (50-59)	D (40-49)	F (<40)
ECEN 6221 (%)	6	0	0	0	0	0	0
	100.00	0.00	0.00	0.00	0.00	0.00	0.00
ECEN 6222 (%)	6	0	0	0	0	0	0
	100.00	0.00	0.00	0.00	0.00	0.00	0.00
ECEN 6223 (%)	1	3	2	0	0	0	0
	16.67	50.00	33.33	0.00	0.00	0.00	0.00

Biotechnology							
	O (>89)	E (80-89)	A (70-79)	B (60-69)	C (50-59)	D (40-49)	F (<40)
BIOT 6221 (%)	5	2	0	0	0	0	0
	71.43	28.57	0.00	0.00	0.00	0.00	0.00
BIOT 6222 (%)	0	7	0	0	0	0	0
	0.00	100.00	0.00	0.00	0.00	0.00	0.00
BIOT 6223 (%)	0	1	6	0	0	0	0
	0.00	14.29	85.71	0.00	0.00	0.00	0.00

Applied Electronics & Instrumentation Engineering							
	O (>89)	E (80-89)	A (70-79)	B (60-69)	C (50-59)	D (40-49)	F (<40)
AEIE 6221	1	4	0	0	0	0	0
(%)	20.00	80.00	0.00	0.00	0.00	0.00	0.00
AEIE 6222	1	4	0	0	0	0	0
(%)	20.00	80.00	0.00	0.00	0.00	0.00	0.00
AEIE 6223	1	4	0	0	0	0	0
(%)	20.00	80.00	0.00	0.00	0.00	0.00	0.00

Renewable Energy Engineering							
	O (>89)	E (80-89)	A (70-79)	B (60-69)	C (50-59)	D (40-49)	F (<40)
REEN 6221	1	3	0	0	0	0	0
(%)	25.00	75.00	0.00	0.00	0.00	0.00	0.00
REEN 6222	0	2	1	1	0	0	0
(%)	0.00	50.00	25.00	25.00	0.00	0.00	0.00



HERITAGE INSTITUTE OF TECHNOLOGY

RESULT OF ODD SEMESTER EXAMINATIONS, 2017-18

The Result of ODD Semester Examination, 2017-18 has been approved by the Academic Council of HIT in its meeting dated 09.02.2018.

P. Chandra
(Chairman)

V. K. Ray 09.02.2018
(Member Secretary)

Placed for

Approval of
Academic Council

In its meeting dated 09.02.2018

Result Analysis - Odd Sem. 2017

1st Year- B.Tech (Theory)

BUSINESS ENGLISH: HMTS 1101										
Letter Grade	CSE	IT	ECE	BT	AEIE	ChE	ME	CE	EE	Total
O (>89)	0	0	0	1	0	0	0	0	0	1
E (80-89)	19	4	18	10	3	5	4	6	2	71
A (70-79)	57	18	54	19	24	27	15	14	10	238
B (60-69)	57	21	55	11	17	11	36	30	23	261
C (50-59)	39	13	32	9	10	11	42	33	18	207
D (40-49)	12	5	21	7	3	4	19	32	6	109
F (<40)	3	0	2	0	2	0	6	11	3	27
FA	2	0	0	0	0	0	0	0	0	2
Total Student	189	61	182	57	59	58	122	126	62	916

PHYSICS I: PHYS 1001						
Letter Grade	BT	ChE	ME	CE	EE	Total
O (>89)	2	7	7	2	4	22
E (80-89)	6	10	9	9	11	45
A (70-79)	11	12	24	16	13	76
B (60-69)	7	9	27	22	8	73
C (50-59)	13	11	22	29	6	81
D (40-49)	14	4	14	24	10	66
F (<40)	4	5	15	24	10	58
FA	0	0	4	0	0	4
Total Student	57	58	122	126	62	425

MATHEMATICS I: MATH 1101										
Letter Grade	CSE	IT	ECE	BT	AEIE	ChE	ME	CE	EE	Total
O (>89)	38	12	28	5	8	9	17	9	13	139
E (80-89)	43	18	37	8	9	14	22	21	17	189
A (70-79)	41	7	43	11	13	7	21	21	8	172
B (60-69)	28	9	28	9	8	13	21	24	10	150
C (50-59)	17	10	28	10	8	6	22	23	12	136
D (40-49)	14	3	15	11	10	7	12	14	1	87
F (<40)	6	2	3	2	3	2	4	14	1	37
FA	2	0	0	1	0	0	3	0	0	6
Total Student	189	61	182	57	59	58	122	126	62	916

BASIC ELECTRONICS ENGINEERING: ECEN 1001						
Letter Grade	BT	ChE	ME	CE	EE	Total
O (>89)	2	2	5	1	0	10
E (80-89)	2	5	9	2	12	30
A (70-79)	9	16	28	18	11	82
B (60-69)	14	13	27	10	12	76
C (50-59)	10	14	18	28	7	77
D (40-49)	11	7	20	43	19	100
F (<40)	9	1	15	24	1	50
FA	0	0	0	0	0	0
Total Student	57	58	122	126	62	425

ENGINEERING MECHANICS: MECH 1101										
Letter Grade	CSE	IT	ECE	BT	AEIE	ChE	ME	CE	EE	Total
O (>89)	13	4	13	0	0	2	13	0	3	48
E (80-89)	46	11	25	2	7	5	18	7	8	129
A (70-79)	47	16	33	4	14	15	29	23	21	202
B (60-69)	30	6	49	13	9	11	23	35	7	183
C (50-59)	30	12	28	15	16	13	20	27	13	174
D (40-49)	12	10	21	18	5	11	7	18	7	109
F (<40)	9	2	13	5	8	1	10	16	3	67
FA	2	0	0	0	0	0	2	0	0	4
Total Student	189	61	182	57	59	58	122	126	62	916

CHEMISTRY I: CHEM 1001					
Letter Grade	CSE	IT	ECE	AEIE	Total
O (>89)	0	0	0	0	0
E (80-89)	12	1	11	3	27
A (70-79)	22	6	21	8	57
B (60-69)	49	13	36	8	106
C (50-59)	43	9	44	13	109
D (40-49)	43	22	45	18	128
F (<40)	17	10	24	9	60
FA	3	0	1	0	4
Total Student	189	61	182	59	491

BASIC ELECTRICAL ENGINEERING: ELEC 1001					
Letter Grade	CSE	IT	ECE	AEIE	Total
O (>89)	14	7	6	2	29
E (80-89)	41	10	37	7	95
A (70-79)	42	13	30	9	94
B (60-69)	30	7	45	9	91
C (50-59)	28	13	26	10	77
D (40-49)	19	8	23	15	65
F (<40)	12	3	14	7	36
FA	3	0	1	0	4
Total Student	189	61	182	59	491

Result Analysis - Odd Sem. 2017

1st Year- B.Tech (LAB)

LANGUAGE PRACTICE LAB. (LEVEL I): HMTS 1111										
Letter Grade	CSE	IT	ECE	BT	AEIE	ChE	ME	CE	EE	Total
O (>89)	1	0	12	2	0	1	1	1	0	18
E (80-89)	20	12	41	25	2	5	14	2	8	129
A (70-79)	48	22	40	15	13	15	25	22	14	214
B (60-69)	73	13	34	8	26	14	21	44	19	252
C (50-59)	32	11	24	7	13	14	28	24	14	167
D (40-49)	9	3	24	0	5	8	24	22	7	102
F (<40)	3	0	6	0	0	1	5	10	0	25
FA	3	0	1	0	0	0	4	1	0	9
Total Student	189	61	182	57	59	58	122	126	62	916

CO CURRICULAR ACTIVITIES: HMTS 1121										
Letter Grade	CSE	IT	ECE	BT	AEIE	ChE	ME	CE	EE	Total
O (>89)	54	29	38	24	28	8	7	20	11	219
E (80-89)	88	31	101	21	30	26	38	55	20	410
A (70-79)	29	0	26	10	0	14	32	32	22	165
B (60-69)	3	0	1	0	0	1	15	10	6	36
C (50-59)	0	0	0	0	0	0	1	0	0	1
D (40-49)	10	1	12	1	1	8	26	8	2	69
F (<40)	5	0	4	1	0	1	3	0	1	15
FA	0	0	0	0	0	0	0	1	0	1
Total Student	189	61	182	57	59	58	122	126	62	916

PHYSICS I LAB: PHYS 1011						
Letter Grade	BT	ChE	ME	CE	EE	Total
O (>89)	8	10	20	17	8	63
E (80-89)	21	17	31	40	28	137
A (70-79)	15	20	34	33	11	113
B (60-69)	10	6	20	17	10	63
C (50-59)	3	4	11	11	3	32
D (40-49)	0	0	4	6	2	12
F (<40)	0	1	0	0	0	1
FA	0	0	2	2	0	4
Total Student	57	58	122	126	62	425

BASIC ELECTRONICS ENGINEERING LAB: ECEN 1011						
Letter Grade	BT	ChE	ME	CE	EE	Total
O (>89)	16	17	56	49	9	147
E (80-89)	26	21	48	55	25	175
A (70-79)	13	11	11	19	18	72
B (60-69)	2	3	5	1	7	18
C (50-59)	0	5	0	0	3	8
D (40-49)	0	0	0	1	0	1
F (<40)	0	0	0	0	0	0
FA	0	1	2	1	0	4
Total Student	57	58	122	126	62	425

WORKSHOP PRACTICE: MECH 1011						
Letter Grade	BT	ChE	ME	CE	EE	Total
O (>89)	5	2	4	3	9	23
E (80-89)	27	15	40	18	25	125
A (70-79)	17	30	46	43	18	154
B (60-69)	7	9	22	42	9	89
C (50-59)	0	2	7	16	1	26
D (40-49)	1	0	1	3	0	5
F (<40)	0	0	0	1	0	1
FA	0	0	2	0	0	2
Total Student	57	58	122	126	62	425

ENGINEERING DRAWING: MECH 1012					
Letter Grade	CSE	IT	ECE	AEIE	Total
O (>89)	1	2	4	0	7
E (80-89)	25	12	28	10	75
A (70-79)	64	16	57	24	161
B (60-69)	53	7	52	15	127
C (50-59)	30	11	25	7	73
D (40-49)	11	13	14	3	41
F (<40)	3	0	2	0	5
FA	2	0	0	0	2
Total Student	189	61	182	59	491

CHEMISTRY I LAB: CHEM 1011					
Letter Grade	CSE	IT	ECE	AEIE	Total
O (>89)	92	22	60	18	192
E (80-89)	62	16	83	23	184
A (70-79)	26	17	28	11	82
B (60-69)	7	6	8	7	28
C (50-59)	1	0	3	0	4
D (40-49)	0	0	0	0	0
F (<40)	0	0	0	0	0
FA	1	0	0	0	1
Total Student	189	61	182	59	491

BASIC ELECTRICAL ENGINEERING LAB: ELEC 1011					
Letter Grade	CSE	IT	ECE	AEIE	Total
O (>89)	22	14	42	8	86
E (80-89)	76	23	79	22	200
A (70-79)	44	14	52	19	129
B (60-69)	21	9	6	9	45
C (50-59)	14	1	2	1	18
D (40-49)	10	0	0	0	10
F (<40)	0	0	0	0	0
FA	2	0	1	0	3
Total Student	189	61	182	59	491

Result Analysis - Odd Sem. 2017
2nd Year- B.Tech (Theory)

COMPUTER SCIENCE & ENGINEERING								
No. of Students = 233								
Paper Code	O (>89)	E (80-89)	A (70-79)	B (60-69)	C (50-59)	D (40-49)	F (<40)	FA
CSEN 2101	14	28	35	31	33	55	35	2
CSEN 2102	41	58	29	34	27	26	17	1
CSEN 2103	25	37	34	28	49	40	19	1
ECEN 2104	2	18	39	76	49	36	12	1
CHEM 2001	0	13	34	36	69	58	21	2
HMTS 2001	6	56	64	58	29	18	0	2

INFORMATION TECHNOLOGY								
No. of Students = 64								
Paper Code	O (>89)	E (80-89)	A (70-79)	B (60-69)	C (50-59)	D (40-49)	F (<40)	FA
PHYS 2001	0	4	11	7	11	16	11	4
MATH 2002	11	10	8	10	7	6	9	3
CHEM 2001	0	0	7	13	17	19	7	1
CSEN 2001	13	14	12	6	6	7	3	3
INFO 2101	4	12	8	7	4	12	14	3
INFO 2102	1	10	19	9	8	7	5	5
HMTS 2001	1	25	15	10	8	3	0	2

ELECTRONICS & COMMUNICATION ENGINEERING								
No. of Students = 218								
Paper Code	O (>89)	E (80-89)	A (70-79)	B (60-69)	C (50-59)	D (40-49)	F (<40)	FA
MATH 2001	24	19	26	30	24	50	40	5
MATH 2002	27	31	32	31	23	43	28	3
ECEN 2101	5	15	25	30	44	44	50	5
ECEN 2102	15	36	44	33	29	27	29	5
ECEN 2103	7	17	26	37	39	57	29	6
ECEN 2105	11	23	31	44	32	43	28	6
HMTS 2001	16	45	67	46	27	12	3	2

BIOTECHNOLOGY								
No. of Students = 49								
Paper Code	O (>89)	E (80-89)	A (70-79)	B (60-69)	C (50-59)	D (40-49)	F (<40)	FA
CHEM 2001	1	5	12	13	12	6	0	0
BIOT 2101	4	6	10	5	13	7	4	0
BIOT 2102	12	11	7	5	4	5	5	0
BIOT 2103	0	8	12	13	7	4	5	0
BIOT 2104	9	11	12	10	6	1	0	0
HMTS 2002	2	5	14	8	7	10	3	0

APPLIED ELECTRONICS & INSTRUMENTATION ENGINEERING								
No. of Students = 70								
Paper Code	O (>89)	E (80-89)	A (70-79)	B (60-69)	C (50-59)	D (40-49)	F (<40)	FA
MATH 2001	5	6	9	9	15	6	20	0
MATH 2002	5	13	13	14	9	6	10	0
CSEN 2001	6	11	15	12	15	5	6	0
AEIE 2101	0	5	4	13	10	26	12	0
AEIE 2102	8	13	9	16	6	11	7	0
HMTS 2001	0	14	19	19	11	5	2	0

CHEMICAL ENGINEERING								
No. of Students = 72								
Paper Code	O (>89)	E (80-89)	A (70-79)	B (60-69)	C (50-59)	D (40-49)	F (<40)	FA
CHEM 2001	3	4	10	16	15	14	9	1
CHEN 2101	12	10	5	6	13	12	13	1
CHEN 2102	12	9	9	9	13	10	9	1
CHEN 2103	4	13	11	19	9	10	5	1
CHEN 2104	2	6	12	9	11	22	9	1
HMTS 2002	1	9	6	11	15	19	10	1

MECHANICAL ENGINEERING								
No. of Students = 148								
Paper Code	O (>89)	E (80-89)	A (70-79)	B (60-69)	C (50-59)	D (40-49)	F (<40)	FA
PHYS 2001	4	4	7	14	24	42	46	7
MECH 2101	1	7	8	12	25	70	21	4
MECH 2102	2	5	10	17	29	55	24	6
MECH 2103	13	14	11	27	27	31	18	7
MECH 2104	2	10	17	33	29	40	10	7
MECH 2105	9	7	17	25	25	40	18	7
HMTS 2002	1	6	13	20	30	57	18	3

CIVIL ENGINEERING								
No. of Students = 140								
Paper Code	O (>89)	E (80-89)	A (70-79)	B (60-69)	C (50-59)	D (40-49)	F (<40)	FA
MATH 2001	5	11	12	10	18	39	44	1
CIVL 2101	10	13	28	28	31	19	11	0
CIVL 2102	13	16	19	20	19	34	18	1
CIVL 2103	25	27	19	24	18	13	11	3
CIVL 2104	1	9	29	42	35	9	11	4
HMTS 2002	0	5	7	12	34	49	33	0

ELECTRICAL ENGINEERING								
No. of Students = 74								
Paper Code	O (>89)	E (80-89)	A (70-79)	B (60-69)	C (50-59)	D (40-49)	F (<40)	FA
MATH 2001	4	6	2	11	13	19	17	2
PHYS 2001	4	6	7	6	18	22	10	1
ELEC 2101	7	10	14	17	9	12	4	1
ELEC 2102	8	8	12	20	12	8	4	2
ELEC 2103	5	6	6	21	13	13	9	1
HMTS 2002	3	5	7	6	14	28	10	1

Result Analysis - Odd Sem. 2017
2nd Year - B.Tech (LAB)

COMPUTER SCIENCE & ENGINEERING								
No. of Students = 233								
Paper Code	O (>89)	E (80-89)	A (70-79)	B (60-69)	C (50-59)	D (40-49)	F (<40)	FA
CSEN 2111	55	47	45	35	35	13	2	1
CSEN 2112	68	61	49	28	10	16	0	1
CSEN 2113	62	37	41	38	27	23	3	2
ECEN 2114	87	107	33	5	0	0	0	1

INFORMATION TECHNOLOGY								
No. of Students = 64								
Paper Code	O (>89)	E (80-89)	A (70-79)	B (60-69)	C (50-59)	D (40-49)	F (<40)	FA
MATH 2012	23	15	7	15	2	0	0	2
PHYS 2011	6	12	16	15	10	4	0	1
CSEN 2011	7	18	10	5	6	11	6	1
INFO 2112	15	15	7	8	6	5	7	1

ELECTRONICS & COMMUNICATION ENGINEERING								
No. of Students = 218								
Paper Code	O (>89)	E (80-89)	A (70-79)	B (60-69)	C (50-59)	D (40-49)	F (<40)	FA
MATH 2012	63	51	46	37	12	2	3	4
ECEN 2111	42	70	49	40	3	12	0	2
ECEN 2112	48	24	31	45	45	20	2	3
ECEN 2113	60	67	51	27	5	6	0	2
ECEN 2115	105	59	32	13	7	0	0	2

BIOTECHNOLOGY								
No. of Students = 49								
Paper Code	O (>89)	E (80-89)	A (70-79)	B (60-69)	C (50-59)	D (40-49)	F (<40)	FA
BIOT 2111	22	25	2	0	0	0	0	0
BIOT 2112	7	33	9	0	0	0	0	0
BIOT 2113	27	19	3	0	0	0	0	0

APPLIED ELECTRONICS & INSTRUMENTATION ENGINEERING								
No. of Students = 70								
Paper Code	O (>89)	E (80-89)	A (70-79)	B (60-69)	C (50-59)	D (40-49)	F (<40)	FA
MATH 2012	13	21	19	11	5	1	0	0
CSEN 2011	26	20	16	8	0	0	0	0
AEIE 2111	10	35	22	3	0	0	0	0
AEIE 2112	36	31	3	0	0	0	0	0

CHEMICAL ENGINEERING								
No. of Students = 72								
Paper Code	O (>89)	E (80-89)	A (70-79)	B (60-69)	C (50-59)	D (40-49)	F (<40)	FA
CHEN 2111	28	25	16	3	0	0	0	0
CHEN 2112	34	17	18	3	0	0	0	0
CHEN 2113	6	30	35	1	0	0	0	0
CHEN 2114	7	13	23	10	9	9	0	1

MECHANICAL ENGINEERING								
No. of Students = 148								
Paper Code	O (>89)	E (80-89)	A (70-79)	B (60-69)	C (50-59)	D (40-49)	F (<40)	FA
HMTS 2011	3	16	54	47	11	9	0	8
MECH 2111	3	22	22	29	32	25	7	8
MECH 2112	16	25	36	30	21	10	3	7
MECH 2113	12	21	46	34	17	10	4	4

CIVIL ENGINEERING								
No. of Students = 140								
Paper Code	O (>89)	E (80-89)	A (70-79)	B (60-69)	C (50-59)	D (40-49)	F (<40)	FA
HMTS 2011	0	24	49	33	18	9	2	5
CIVL 2111	9	35	21	26	14	29	2	4
CIVL 2112	25	53	46	10	2	0	0	4
CIVL 2121	32	38	19	18	17	14	2	0
CIVL 2122	48	30	25	12	11	14	0	0

ELECTRICAL ENGINEERING								
No. of Students = 74								
Paper Code	O (>89)	E (80-89)	A (70-79)	B (60-69)	C (50-59)	D (40-49)	F (<40)	FA
PHYS 2111	14	26	22	8	2	1	0	1
ELEC 2111	9	16	20	17	7	3	1	1
ELEC 2112	18	20	19	11	4	0	0	2
HMTS 2011	0	9	33	18	11	0	1	2

Result Analysis - Odd Sem. 2017
3rd Year- B.Tech (Theory)

COMPUTER SCIENCE & ENGINEERING								
No. of Students = 227								
Paper Code	O (>89)	E (80-89)	A (70-79)	B (60-69)	C (50-59)	D (40-49)	F (<40)	FA
HMTS 3101	6	32	36	48	37	49	17	2
CSEN 3101	41	41	30	24	26	47	18	
CSEN 3102	22	46	55	41	28	22	13	
CSEN 3103	21	43	53	57	29	17	7	
AEIE 3105	7	33	42	56	53	19	17	

INFORMATION TECHNOLOGY								
No. of Students = 66								
Paper Code	O (>89)	E (80-89)	A (70-79)	B (60-69)	C (50-59)	D (40-49)	F (<40)	FA
HMTS 3101	0	4	5	16	16	15	9	1
INFO 3101	1	4	13	11	13	17	7	
INFO 3102	1	3	14	10	17	14	7	
INFO 3103	1	1	4	11	14	26	8	1
INFO 3104	7	14	17	11	10	5	2	
INFO 3133	8	13	15	8	12	5	5	

ELECTRONICS & COMMUNICATION ENGINEERING								
No. of Students = 215								
Paper Code	O (>89)	E (80-89)	A (70-79)	B (60-69)	C (50-59)	D (40-49)	F (<40)	FA
HMTS 3101	3	23	32	47	50	39	21	
ECEN 3102	15	45	51	39	31	19	15	
ECEN 3103	5	17	43	45	35	54	16	
ECEN 3104	4	27	42	59	42	28	13	
ECEN 3105	2	8	17	44	54	72	18	

BIOTECHNOLOGY								
No. of Students = 57								
Paper Code	O (>89)	E (80-89)	A (70-79)	B (60-69)	C (50-59)	D (40-49)	F (<40)	FA
HMTS 3101	2	2	13	12	8	17	3	
BIOT 3101	8	22	12	3	5	5	2	
BIOT 3102	5	9	9	18	10	5	1	
BIOT 3103	2	7	7	11	6	15	9	
BIOT 3104	5	6	10	10	15	6	5	
CSEN 3106	3	9	15	7	9	13	1	

APPLIED ELECTRONICS & INSTRUMENTATION ENGINEERING								
No. of Students = 68								
Paper Code	O (>89)	E (80-89)	A (70-79)	B (60-69)	C (50-59)	D (40-49)	F (<40)	FA
HMTS 3101	0	4	11	18	14	15	6	
AEIE 3101	2	13	15	20	8	6	4	
AEIE 3102	21	10	16	7	4	6	4	
AEIE 3103	2	6	15	11	19	9	6	
AEIE 3104	5	15	14	16	9	4	5	

CHEMICAL ENGINEERING								
No. of Students = 72								
Paper Code	O (>89)	E (80-89)	A (70-79)	B (60-69)	C (50-59)	D (40-49)	F (<40)	FA
HMTS 3101	3	8	11	16	13	10	11	
CHEN 3101	6	10	14	18	12	10	2	
CHEN 3102	12	14	14	9	9	10	4	
CHEN 3103	7	5	16	17	15	8	4	
CHEN 3104	1	9	9	23	18	6	6	
CHEN 3132 / 3133	4	14	15	16	11	8	3	1

MECHANICAL ENGINEERING								
No. of Students = 142								
Paper Code	O (>89)	E (80-89)	A (70-79)	B (60-69)	C (50-59)	D (40-49)	F (<40)	FA
HMTS 3101	1	6	23	37	32	33	9	1
MECH 3101	1	9	24	38	26	31	13	
MECH 3102	5	19	29	34	13	31	11	
MECH 3103	1	7	29	23	28	35	19	
MECH 3131 / 3132 / 3133	14	28	36	27	20	8	8	1
MECH 3141 / 3142 / 3143 / 3144	5	30	44	31	16	11	4	1

CIVIL ENGINEERING								
No. of Students = 144								
Paper Code	O (>89)	E (80-89)	A (70-79)	B (60-69)	C (50-59)	D (40-49)	F (<40)	FA
HMTS 3101	2	7	15	26	39	40	14	1
CIVL 3101	9	13	24	32	21	28	16	1
CIVL 3102	4	17	20	37	28	22	15	1
CIVL 3103	8	18	35	30	24	21	7	1
CIVL 3104	28	55	36	11	4	5	3	2
CIVL 3105	21	33	33	20	21	7	7	2

ELECTRICAL ENGINEERING								
No. of Students = 71								
Paper Code	O (>89)	E (80-89)	A (70-79)	B (60-69)	C (50-59)	D (40-49)	F (<40)	FA
HMTS 3101	3	11	10	18	12	12	5	
ELEC 3101	5	7	17	9	11	13	8	1
ELEC 3102	7	14	12	15	11	7	4	1
ELEC 3103	18	13	6	3	9	11	9	2
ELEC 3104	3	18	13	14	6	11	3	3
ELEC 3132	0	25	19	8	10	3	5	1

Result Analysis - Odd Sem. 2017
3rd Year - B.Tech (LAB)

COMPUTER SCIENCE & ENGINEERING								
No. of Students = 227								
Paper Code	O (>89)	E (80-89)	A (70-79)	B (60-69)	C (50-59)	D (40-49)	F (<40)	FA
CSEN 3112	58	56	44	27	30	6	6	
CSEN 3113	67	60	43	24	18	13	2	
CSEN 3114	51	80	53	22	5	14	2	
CSEN 3115	33	24	29	88	34	16	3	
AEIE 3115	78	70	59	18	0	0	2	

INFORMATION TECHNOLOGY								
No. of Students = 66								
Paper Code	O (>89)	E (80-89)	A (70-79)	B (60-69)	C (50-59)	D (40-49)	F (<40)	FA
INFO 3111	15	8	11	11	13	4	4	
INFO 3112	7	6	5	9	11	13	15	
INFO 3113	2	6	15	19	16	2	6	
INFO 3114	27	10	9	10	8	0	2	

ELECTRONICS & COMMUNICATION ENGINEERING								
No. of Students = 215								
Paper Code	O (>89)	E (80-89)	A (70-79)	B (60-69)	C (50-59)	D (40-49)	F (<40)	FA
ECEN 3112	75	63	54	15	5	0	3	
ECEN 3113	56	67	31	24	35	0	2	
ECEN 3114	82	62	52	14	2	1	2	
ECEN 3115	65	109	32	4	2	0	3	

BIOTECHNOLOGY								
No. of Students = 57								
Paper Code	O (>89)	E (80-89)	A (70-79)	B (60-69)	C (50-59)	D (40-49)	F (<40)	FA
BIOT 3111	20	25	10	0	2	0	0	
BIOT 3112	22	21	12	1	1	0	0	
BIOT 3113	6	26	16	4	5	0	0	
BIOT 3114	24	20	13	0	0	0	0	
CSEN 3116	6	6	24	16	5	0	0	

APPLIED ELECTRONICS & INSTRUMENTATION ENGINEERING								
No. of Students = 68								
Paper Code	O (>89)	E (80-89)	A (70-79)	B (60-69)	C (50-59)	D (40-49)	F (<40)	FA
AEIE 3111	32	27	6	2	0	0	1	
AEIE 3112	38	15	8	5	1	0	1	
AEIE 3113	24	33	8	1	1	0	1	
AEIE 3114	32	25	8	2	0	0	1	

CHEMICAL ENGINEERING								
No. of Students = 72								
Paper Code	O (>89)	E (80-89)	A (70-79)	B (60-69)	C (50-59)	D (40-49)	F (<40)	FA
CHEN 3111	5	27	27	11	2	0	0	
CHEN 3112	15	27	27	3	0	0	0	
CHEN 3113	30	22	16	4	0	0	0	

MECHANICAL ENGINEERING								
No. of Students = 142								
Paper Code	O (>89)	E (80-89)	A (70-79)	B (60-69)	C (50-59)	D (40-49)	F (<40)	FA
MECH 3111	6	29	62	25	10	8	1	1
MECH 3112	8	21	32	24	28	20	7	2
MECH 3136 / 3137 / 3138	28	57	37	14	4	1	0	1
MECH 3121	32	79	23	4	0	2	1	1

CIVIL ENGINEERING								
No. of Students = 144								
Paper Code	O (>89)	E (80-89)	A (70-79)	B (60-69)	C (50-59)	D (40-49)	F (<40)	FA
CIVL 3111	17	27	31	37	14	12	2	4
CIVL 3112	37	49	24	14	8	7	1	4
CIVL 3113	53	32	33	16	0	5	1	4
CIVL 3121	55	33	30	11	11	4	0	

ELECTRICAL ENGINEERING								
No. of students = 71								
Paper Code	O (>89)	E (80-89)	A (70-79)	B (60-69)	C (50-59)	D (40-49)	F (<40)	FA
ELEC 3111	17	19	21	6	3	3	2	
ELEC 3112	14	33	16	4	2	0	2	
ELEC 3113	20	28	8	9	3	1	2	
ELEC 3114	20	16	2	10	10	13	0	

Result Analysis - Odd Sem. 2017
4th Year - B.Tech (Theory)

COMPUTER SCIENCE & ENGINEERING								
No. of students = 144								
Paper Code	O (>= 90)	E (80-89)	A (70-79)	B (60-69)	C (50-59)	D (40-49)	F (<40)	FA
CSEN 4101	13	24	44	30	16	16	1	0
CSEN 4142/44	25	36	30	25	17	10	1	0
CSEN 4162 / 63 / 65	8	24	34	43	17	14	4	0
MATH 4181 / 82	18	26	32	30	16	17	4	1

INFORMATION TECHNOLOGY								
No. of Students = 59								
Paper Code	O (>= 90)	E (80-89)	A (70-79)	B (60-69)	C (50-59)	D (40-49)	F (<40)	FA
INFO 4101	1	12	17	17	6	5	1	0
INFO 4102	3	5	8	13	13	14	3	0
INFO 4142	11	16	10	13	5	3	0	1
MATH 4181 / ECEN 4181 / AEIE4182	12	12	11	13	7	3	0	1

ELECTRONICS & COMMUNICATION ENGINEERING								
No. of Students = 215								
Paper Code	O (>= 90)	E (80-89)	A (70-79)	B (60-69)	C (50-59)	D (40-49)	F (<40)	FA
ECEN 4101	1	8	25	50	67	60	4	0
ECEN 4102	8	22	48	51	54	25	7	0
ECEN 4103	0	12	49	76	58	16	4	0
CSEN 4182 / INFO 4182 / AEIE 4182	0	21	58	62	49	23	2	0

BIOTECHNOLOGY								
No. of Students = 54								
Paper Code	O (>= 90)	E (80-89)	A (70-79)	B (60-69)	C (50-59)	D (40-49)	F (<40)	FA
BIOT 4101	1	5	5	8	17	17	1	0
BIOT 4102	5	4	7	1	12	20	5	0
BIOT 4141 / 42 / 43	17	17	10	6	3	0	1	0
BIOT 4162 / 64 / 65	13	7	8	10	7	8	1	0
CHEN 4181 / 82	16	20	11	7	0	0	0	0

APPLIED ELECTRONICS & INSTRUMENTATION ENGINEERING								
No. of Students = 63								
Paper Code	O (>= 90)	E (80-89)	A (70-79)	B (60-69)	C (50-59)	D (40-49)	F (<40)	FA
AEIE 4101	3	21	26	11	2	0	0	0
AEIE 4102 (4)	1	7	26	15	12	2	0	0
AEIE 4142/43	9	17	18	11	7	1	0	0
CSEN 4182 / ECEN 4181 / BIOT 4181 / MATH 4182	9	27	15	7	4	1	0	0

CHEMICAL ENGINEERING								
No. of Students = 67								
Paper Code	O (>= 90)	E (80-89)	A (70-79)	B (60-69)	C (50-59)	D (40-49)	F (<40)	FA
CHEN 4101	1	11	10	15	14	10	6	0
CHEN 4103	1	12	15	19	9	7	3	1
CHEN 4141 / 42 / 43	19	12	10	8	9	8	1	0
BIOT 4182 / ELEC 4182	6	21	18	11	8	2	1	0

MECHANICAL ENGINEERING								
No. of students = 129								
Paper Code	O (>= 90)	E (80-89)	A (70-79)	B (60-69)	C (50-59)	D(40-49)	F (<40)	FA / FC
MECH 4101	3	10	44	26	27	15	3	1
MECH 4102	5	39	43	23	13	2	3	1
MECH 4103	3	24	41	36	15	8	1	1
MECH 4141 / 43 / 44	13	42	39	22	7	3	3	0
AEIE4181 / CHEN 4182 / CIVL 4181	16	47	39	14	8	5	0	0

CIVIL ENGINEERING								
No. of Students = 138								
Paper Code	O (>= 90)	E (80-89)	A (70-79)	B (60-69)	C (50-59)	D (40-49)	F (<40)	FA
CIVL 4101	15	23	44	38	8	10	0	0
CIVL 4141/44	12	23	45	27	20	11	0	0
CIVL 4163 (4)	27	44	22	28	12	5	0	0
CHEN 4181 / ELEC 4182 / MECH 4181	26	27	22	30	20	9	4	0

ELECTRICAL ENGINEERING								
No. of Students =72								
Paper Code	O (>= 90)	E (80-89)	A (70-79)	B (60-69)	C (50-59)	D (40-49)	F (<40)	FA
ELEC 4101	4	13	24	17	9	4	1	0
ELEC 4102	24	10	17	9	2	5	5	0
ELEC 4161 / ELEC 4162	10	17	17	14	6	7	0	1
AEIE 4181 / INFO 4182	2	12	15	25	9	7	1	1

Result Analysis - Odd Sem. 2017
4th Year - B.Tech (LAB)

COMPUTER SCIENCE & ENGINEERING								
No. of students = 144								
Paper Code	O (>= 90)	E (80-89)	A (70-79)	B (60-69)	C (50-59)	D (40-49)	F (<40)	FA
CSEN 4111	52	48	29	6	4	4	0	1
CSEN 4121	106	32	5	0	1	0	0	0
CSEN 4131	49	41	49	4	0	0	0	1
CSEN 4132	31	107	5	0	1	0	0	0
CSEN 4191	30	48	50	16	0	0	0	0

INFORMATION TECHNOLOGY								
No. of Students = 59								
Paper Code	O (>= 90)	E (80-89)	A (70-79)	B (60-69)	C (50-59)	D (40-49)	F (<40)	FA
INFO 4111	32	10	8	3	4	2	0	0
INFO 4112	4	26	4	6	4	10	5	0
HMTS 4121	0	33	24	1	1	0	0	0
INFO 4121	14	20	13	6	5	0	0	1
INFO 4131	7	11	25	3	8	4	0	1
INFO 4191	17	18	10	4	5	4	0	1

ELECTRONICS & COMMUNICATION ENGINEERING								
No. of Students = 215								
Paper Code	O (>= 90)	E (80-89)	A (70-79)	B (60-69)	C (50-59)	D (40-49)	F (<40)	FA
ECEN 4111	50	82	62	17	4	0	0	0
ECEN 4113	99	97	15	4	0	0	0	0
HMTS 4121	55	94	62	3	1	0	0	0
ECEN 4131	22	134	59	0	0	0	0	0
ECEN 4132	120	77	15	2	1	0	0	0
ECEN 4191	83	110	22	0	0	0	0	0

BIOTECHNOLOGY								
No. of Students =54								
Paper Code	O (>= 90)	E (80-89)	A (70-79)	B (60-69)	C (50-59)	D (40-49)	F (<40)	FA
BIOT 4151 / 4152 / 4153	32	12	6	0	3	1	0	0
HMTS 4121	10	20	24	0	0	0	0	0
BIOT 4131	29	18	3	3	0	0	0	1
BIOT 4134	4	35	12	2	0	0	1	0
BIOT 4191	18	27	6	0	2	1	0	0

APPLIED ELECTRONICS & INSTRUMENTATION ENGINEERING								
No. of Students = 63								
Paper Code	O (>= 90)	E (80-89)	A (70-79)	B (60-69)	C (50-59)	D (40-49)	F (<40)	FA
AEIE4111	22	27	13	0	1	0	0	0
AEIE4112	36	15	11	1	0	0	0	0
HMTS 4121	8	40	15	0	0	0	0	0
AEIE 4131	27	25	11	0	0	0	0	0
AEIE 4191	15	38	10	0	0	0	0	0

CHEMICAL ENGINEERING								
No. of Students = 67								
Paper Code	O (>= 90)	E (80-89)	A (70-79)	B (60-69)	C (50-59)	D (40-49)	F (<40)	FA
CHEN 4112	22	25	17	3	0	0	0	0
CHEN 4113	36	17	7	7	0	0	0	0
HMTS 4121	4	49	14	0	0	0	0	0
CHEN 4131	16	34	17	0	0	0	0	0
CHEN 4132	12	32	17	4	2	0	0	0
CHEN 4191	11	43	8	1	3	0	0	1

MECHANICAL ENGINEERING								
No. of Students = 129								
Paper Code	O (>= 90)	E (80-89)	A (70-79)	B (60-69)	C (50-59)	D (40-49)	F (<40)	FA
MECH 4111	8	40	40	22	14	4	0	1
MECH 4112	12	35	44	24	8	5	0	1
HMTS 4121	37	54	23	15	0	0	0	0
MECH 4131	87	39	2	0	0	0	0	1
MECH 4191	29	60	27	10	2	0	0	1

CIVIL ENGINEERING								
No. of Students = 138								
Paper Code	O (>= 90)	E (80-89)	A (70-79)	B (60-69)	C (50-59)	D(40-49)	F (<40)	FA
CIVL 4111	39	34	37	22	3	3	0	0
HMTS 4121	70	35	25	0	8	0	0	0
CIVL 4131	56	54	16	10	1	1	0	0
CIVL 4132	34	42	35	17	5	5	0	0
CIVL 4191	53	34	19	20	10	2	0	0

ELECTRICAL ENGINEERING								
No. of students = 72								
Paper Code	O (>= 90)	E (80-89)	A (70-79)	B (60-69)	C (50-59)	D (40-49)	F (<40)	FA
ELEC 4111	29	42	1	0	0	0	0	0
HMTS 4121	22	49	0	0	1	0	0	0
ELEC 4121	20	46	6	0	0	0	0	0
ELEC 4031	17	47	8	0	0	0	0	0
ELEC 4131	18	46	8	0	0	0	0	0
ELEC 4191	21	45	6	0	0	0	0	0

Result Analysis - Odd Sem. 2017**1st Year - MCA**

THEORY PAPERS								
Total No. of Students = 50								
Paper Code	O (>89)	E (80-89)	A (70-79)	B (70-79)	C (60-69)	D (40-49)	F (<40)	FA
HMTS 1102	0	4	7	21	14	1	3	0
MCAP 1101	1	12	16	8	8	3	2	0
MCAP 1102	7	15	10	6	3	6	3	0
MCAP 1103	7	7	13	9	6	6	2	0
MCAP 1104	2	9	11	8	12	6	2	0
MCAP 1105	1	3	11	15	16	3	1	0

LAB PAPERS								
Total No. of Students = 50								
Paper Code	O (>89)	E (80-89)	A (70-79)	B (70-79)	C (60-69)	D (40-49)	F (<40)	FA
HMTS 1112	0	0	3	26	16	5	0	0
MCAP 1111	5	32	7	6	0	0	0	0
MCAP 1112	17	16	13	4	0	0	0	0

Result Analysis - Odd Sem. 2017**2nd Year - MCA**

THEORY PAPERS								
Total No. of Students = 56								
Paper Code	O (>89)	E (80-89)	A (70-79)	B (70-79)	C (60-69)	D (40-49)	F (<40)	FA
CHEM 2101	0	6	9	11	20	8	2	0
MCAP 2101	4	4	10	11	10	12	4	1
MCAP 2102	3	5	5	17	13	8	4	1
MCAP 2103	4	7	8	10	18	3	5	1
MCAP 2104	5	7	9	11	12	7	5	0

LAB PAPERS								
Total No. of Students = 56								
Paper Code	O (>89)	E (80-89)	A (70-79)	B (70-79)	C (60-69)	D (40-49)	F (<40)	FA
MCAP 2111	5	12	13	12	7	4	3	0
MCAP 2112	8	15	20	10	1	2	0	0
MCAP 2113	6	12	11	11	9	3	4	0

Result Analysis - Odd Sem. 2017

1st Year - M.Tech (Theory)

COMPUTER SCIENCE & ENGINEERING								
Total No. of Students = 10								
Paper Code	O (>89)	E (80-89)	A (70-79)	B (70-79)	C (60-69)	D (40-49)	F (<40)	FA
CSEN 5102	0	2	1	2	4	0	1	0
CSEN 5103	0	4	2	3	0	1	0	0
CSEN 5104	1	2	0	2	4	1	0	0
CSEN 5105	0	0	0	1	6	1	2	0
MATH 5102	1	0	6	1	2	0	0	0

VLSI								
Total No. of Students = 10								
Paper Code	O (>89)	E (80-89)	A (70-79)	B (70-79)	C (60-69)	D (40-49)	F (<40)	FA
VLSI 5101	0	0	0	6	1	1	2	0
VLSI 5102	1	5	1	1	1	1	0	0
VLSI 5103	0	2	3	2	3	0	0	0
VLSI 5131	0	6	3	1	0	0	0	0
MATH 5103	1	1	2	5	0	1	0	0

ELECTRONICS & COMMUNICATION ENGINEERING								
Total No. of Students = 4								
Paper Code	O (>89)	E (80-89)	A (70-79)	B (70-79)	C (60-69)	D (40-49)	F (<40)	FA
ECEN 5101	1	2	0	0	1	0	0	0
ECEN 5102	3	0	0	1	0	0	0	0
ECEN 5103	2	1	0	0	1	0	0	0
ECEN 5132	3	0	1	0	0	0	0	0
MATH 5103	2	1	0	0	1	0	0	0

BIOTECHNOLOGY								
Total No. of Students = 6								
Paper Code	O (>89)	E (80-89)	A (70-79)	B (70-79)	C (60-69)	D (40-49)	F (<40)	FA
BIOT 5101	0	1	0	3	2	0	0	0
BIOT 5102	4	2	0	0	0	0	0	0
BIOT 5103	0	1	2	3	0	0	0	0
BIOT 5104	2	2	1	1	0	0	0	0
BIOT 5131 / 32	1	1	3	0	1	0	0	0

APPLIED ELECTRONICS & INSTRUMENTATION ENGINEERING								
Total No. of Students = 5								
Paper Code	O (>89)	E (80-89)	A (70-79)	B (70-79)	C (60-69)	D (40-49)	F (<40)	FA
AEIE 5101	0	3	0	0	2	0	0	0
AEIE 5102	1	2	0	1	1	0	0	0
AEIE 5103	0	1	2	1	1	0	0	0
AEIE 5131	1	1	2	0	1	0	0	0
MATH 5101	2	1	0	0	1	1	0	0

RENEWABLE ENERGY ENGINEERING								
Total No. of Students = 3								
Paper Code	O (>89)	E (80-89)	A (70-79)	B (70-79)	C (60-69)	D (40-49)	F (<40)	FA
REEN 5101	0	1	1	0	0	0	0	1
REEN 5102	1	0	1	0	0	0	0	1
REEN 5103	0	1	0	1	0	0	0	1
REEN 5104	0	0	0	2	0	0	0	1
REEN 5142	1	0	0	1	0	0	0	1

Result Analysis - Odd Sem. 2017**1st Year - M.Tech (Lab)**

COMPUTER SCIENCE & ENGINEERING								
Total No. of Students = 10								
Paper Code	O (>89)	E (80-89)	A (70-79)	B (70-79)	C (60-69)	D (40-49)	F (<40)	FA
CSEN 5113	2	5	3	0	0	0	0	0
CSEN 5114	0	1	1	4	3		1	0
CSEN 5197	2	2	1	4	1	0	0	0

VLSI								
Total No. of Students = 10								
Paper Code	O (>89)	E (80-89)	A (70-79)	B (70-79)	C (60-69)	D (40-49)	F (<40)	FA
VLSI 5111	10	0	0	0	0	0	0	0
VLSI 5112	7	1	2	0	0	0	0	0
VLSI 5121	5	5	0	0	0	0	0	0

ELECTRONICS & COMMUNICATION ENGINEERING								
Total No. of Students = 4								
Paper Code	O (>89)	E (80-89)	A (70-79)	B (70-79)	C (60-69)	D (40-49)	F (<40)	FA
ECEN 5111	0	4	0	0	0	0	0	0
ECEN 5112	2	2	0	0	0	0	0	0
ECEN 5121	0	4	0	0	0	0	0	0

BIOTECHNOLOGY								
Total No. of Students = 6								
Paper Code	O (>89)	E (80-89)	A (70-79)	B (70-79)	C (60-69)	D (40-49)	F (<40)	FA
BIOT 5111	1	1	4	0	0	0	0	0
BIOT 5112	0	2	4	0	0	0	0	0
BIOT 5121	2	3	1	0	0	0	0	0

APPLIED ELECTRONICS & INSTRUMENTATION ENGINEERING								
Total No. of Students = 5								
Paper Code	O (>89)	E (80-89)	A (70-79)	B (70-79)	C (60-69)	D (40-49)	F (<40)	FA
AEIE 5111	3	2	0	0	0	0	0	0
AEIE 5112	0	5	0	0	0	0	0	0
AEIE 5121	0	3	2	0	0	0	0	0

RENEWABLE ENERGY ENGINEERING								
Total No. of Students = 3								
Paper Code	O (>89)	E (80-89)	A (70-79)	B (70-79)	C (60-69)	D (40-49)	F (<40)	FA
REEN 5111	1	2	0	0	0	0	0	0
REEN 5112	2	0	0	0	1	0	0	0
REEN 5121	0	1	1	1	0	0	0	0

Result Analysis - Odd Sem. 2017
2nd Year - M.Tech (Theory)

COMPUTER SCIENCE & ENGINEERING								
Total No. of Students = 8								
Paper Code	O (>89)	E (80-89)	A (70-79)	B (70-79)	C (60-69)	D (40-49)	F (<40)	FA
CSEN 6101	1	2	1	2	2	0	0	0
CSEN 6141	0	1	1	3	2	1	0	0
CSEN 6153	2	2	2	0	1	1	0	0

VLSI								
Total No. of Students = 4								
Paper Code	O (>89)	E (80-89)	A (70-79)	B (70-79)	C (60-69)	D (40-49)	F (<40)	FA
VLSI 6101	0	0	0	3	1	0	0	0
HMTS 6101	1	1	1	1	0	0	0	0

ELECTRONICS & COMMUNICATION ENGINEERING								
Total No. of Students = 6								
Paper Code	O (>89)	E (80-89)	A (70-79)	B (70-79)	C (60-69)	D (40-49)	F (<40)	FA
ECEN 6132	0	3	1	2	0	0	0	0
ECEN 6141	1	1	2	2	0	0	0	0
HMTS 6101	2	2	1	1	0	0	0	0

BIOTECHNOLOGY								
Total No. of Students = 7								
Paper Code	O (>89)	E (80-89)	A (70-79)	B (70-79)	C (60-69)	D (40-49)	F (<40)	FA
BIOT 6101	0	0	1	2	3	1	0	0
BIOT 6102	0	4	3	0	0	0	0	0
BIOT 6152/53	1	5	1	0	0	0	0	0

APPLIED ELECTRONICS & INSTRUMENTATION ENGINEERING								
Total No. of Students = 5								
Paper Code	O (>89)	E (80-89)	A (70-79)	B (70-79)	C (60-69)	D (40-49)	F (<40)	FA
AEIE 6131	0	3	2	0	0	0	0	0
AEIE 6143	0	1	1	2	1	0	0	0
AEIE 6151	1	2	2	0	0	0	0	0

RENEWABLE ENERGY ENGINEERING								
Total No. of Students = 4								
Paper Code	O (>89)	E (80-89)	A (70-79)	B (70-79)	C (60-69)	D (40-49)	F (<40)	FA
REEN 6101	0	0	0	1	2	1	0	0
REEN 6102	0	1	2	1	0	0	0	0
REEN 6142	0	2	2	0	0	0	0	0

Result Analysis - Odd Sem. 2017
2nd Year - M.Tech (Lab)

COMPUTER SCIENCE & ENGINEERING								
Total No. of Students = 8								
Paper Code	O (>89)	E (80-89)	A (70-79)	B (70-79)	C (60-69)	D (40-49)	F (<40)	FA
CSEN 6195	1	2	2	2	1	0	0	0

VLSI								
Total No. of Students = 4								
Paper Code	O (>89)	E (80-89)	A (70-79)	B (70-79)	C (60-69)	D (40-49)	F (<40)	FA
VLSI 6111	3	0	1	0	0	0	0	0
VLSI 6121	2	0	1	0	1	0	0	0

ELECTRONICS & COMMUNICATION ENGINEERING								
Total No. of Students = 6								
Paper Code	O (>89)	E (80-89)	A (70-79)	B (70-79)	C (60-69)	D (40-49)	F (<40)	FA
ECEN 6121	4	2	0	0	0	0	0	0

BIOTECHNOLOGY								
Total No. of Students = 7								
Paper Code	O (>89)	E (80-89)	A (70-79)	B (70-79)	C (60-69)	D (40-49)	F (<40)	FA
BIOT 6111	0	2	1	3	1	0	0	0
BIOT 6121	7	0	0	0	0	0	0	0

APPLIED ELECTRONICS & INSTRUMENTATION ENGINEERING								
Total No. of Students = 5								
Paper Code	O (>89)	E (80-89)	A (70-79)	B (70-79)	C (60-69)	D (40-49)	F (<40)	FA
AEIE 6121	1	3	1	0	0	0	0	0

RENEWABLE ENERGY ENGINEERING								
Total No. of Students = 4								
Paper Code	O (>89)	E (80-89)	A (70-79)	B (70-79)	C (60-69)	D (40-49)	F (<40)	FA
REEN 6111	1	2	1	0	0	0	0	0
REEN 6121	1	2	1	0	0	0	0	0

RESULT ANALYSIS
BACKLOG THEORY PAPERS ANALYSIS (2017-18)

B.TECH (1ST YEAR)

PAPER	HMTS 1101	MATH 1101	MECH 1101	PHYS 1101	ECEN 1001	CHEM 1001	ELEC 1001	TOTAL	%
APPLIED	12	54	39	37	60	15	26	243	
PASSED	7	36	25	24	42	3	12	149	61.32
FAILED	5	18	14	13	18	12	14	94	38.68

B.TECH (2ND YEAR)

TOTAL	718	%
PASSED	526	73.26
FAILED	192	26.74

B.TECH (3RD YEAR)

TOTAL	235	%
PASSED	182	77.45
FAILED	53	22.55

B.TECH (4TH YEAR, LTL)


TOTAL	7	%
PASSED	5	71.43
FAILED	2	28.57

**M.TECH (1ST
YEAR)**

TOTAL	1
PASSED	1
FAILED	0

MCA (1ST YEAR)

TOTAL	30	%
PASSED	16	53.33
FAILED	14	46.67



HERITAGE INSTITUTE OF TECHNOLOGY

RESULT OF EVEN SEMESTER EXAMINATIONS, 2016-17

Placed for

Approval of
Academic Council⁰⁸
In its meeting dated 10.07.2017

Approved by ACADEMIC COUNCIL.

Read
10.8.2017

(A. CHAUDHURI)

Chairman

Principal

Heritage Institute of Technology

K. Ray
10.08.2017

(K. RAY)

Member Secretary

Controller of Examinations

Heritage Institute of Technology

Result Analysis - Even Sem. 2017

1st Year- B.Tech (Theory)

INTRODUCTION TO COMPUTING: CSEN 1201										
Letter Grade	CSE	IT	ECE	BT	AEIE	ChE	ME	CE	EE	Total
O (>89)	13	5	3	0	2	0	0	1	1	25
(%)	7.07	8.33	1.68	0.00	3.28	0.00	0.00	0.83	1.64	2.77
E (80-89)	30	13	12	3	4	2	3	5	4	76
(%)	16.30	21.67	6.70	5.45	6.56	3.33	2.46	4.17	6.56	8.43
A (70-79)	36	16	37	7	11	8	4	7	11	137
(%)	19.57	26.67	20.67	12.73	18.03	13.33	3.28	5.83	18.03	15.19
B (60-69)	33	11	42	8	12	4	11	11	3	135
(%)	17.93	18.33	23.46	14.55	19.67	6.67	9.02	9.17	4.92	14.97
C (50-59)	34	6	34	8	11	10	16	23	18	160
(%)	18.48	10.00	18.99	14.55	18.03	16.67	13.11	19.17	29.51	17.74
D (40-49)	31	5	40	19	16	24	64	53	13	265
(%)	16.85	8.33	22.35	34.55	26.23	40.00	52.46	44.17	21.31	29.38
F (<40)	7	4	11	10	5	12	24	20	11	104
(%)	3.80	6.67	6.15	18.18	8.20	20.00	19.67	16.67	18.03	11.53
Total Student	184	60	179	55	61	60	122	120	61	902

MATHEMATICS II: MATH 1201										
Letter Grade	CSE	IT	ECE	BT	AEIE	ChE	ME	CE	EE	Total
O (>89)	36	11	38	7	10	13	8	12	10	145
(%)	19.57	18.33	21.23	12.73	16.39	21.67	6.56	10.00	16.39	16.08
E (80-89)	39	7	37	4	13	6	16	20	10	152
(%)	21.20	11.67	20.67	7.27	21.31	10.00	13.11	16.67	16.39	16.85
A (70-79)	27	9	22	5	10	6	15	13	9	116
(%)	14.67	15.00	12.29	9.09	16.39	10.00	12.30	10.83	14.75	12.86
B (60-69)	29	10	28	5	8	9	29	18	8	144
(%)	15.76	16.67	15.64	9.09	13.11	15.00	23.77	15.00	13.11	15.96
C (50-59)	27	10	24	10	11	10	14	21	11	138
(%)	14.67	16.67	13.41	18.18	18.03	16.67	11.48	17.50	18.03	15.30
D (40-49)	17	7	19	15	6	12	18	12	6	112
(%)	9.24	11.67	10.61	27.27	9.84	20.00	14.75	10.00	9.84	12.42
F (<40)	9	6	11	9	3	4	22	24	7	95
(%)	4.89	10.00	6.15	16.36	4.92	6.67	18.03	20.00	11.48	10.53
Total Student	184	60	179	55	61	60	122	120	61	902

ENGINEERING THERMODYNAMICS AND FLUID MECHANICS: MECH 1201										
Letter Grade	CSE	IT	ECE	BT	AEIE	ChE	ME	CE	EE	Total
O (>89) (%)	12	2	9	2	4	0	5	6	3	43
	6.52	3.33	5.03	3.64	6.56	0.00	4.10	5.00	4.92	4.77
E (80-89) (%)	28	10	23	3	11	14	19	8	6	122
	15.22	16.67	12.85	5.45	18.03	23.33	15.57	6.67	9.84	13.53
A (70-79) (%)	42	13	32	11	8	7	18	21	6	158
	22.83	21.67	17.88	20.00	13.11	11.67	14.75	17.50	9.84	17.52
B (60-69) (%)	24	10	42	14	12	10	19	18	13	162
	13.04	16.67	23.46	25.45	19.67	16.67	15.57	15.00	21.31	17.96
C (50-59) (%)	43	9	28	8	12	8	22	23	13	166
	23.37	15.00	15.64	14.55	19.67	13.33	18.03	19.17	21.31	18.40
D (40-49) (%)	17	12	29	6	11	11	24	20	11	141
	9.24	20.00	16.20	10.91	18.03	18.33	19.67	16.67	18.03	15.63
F (<40) (%)	18	4	16	11	3	10	15	24	9	110
	9.78	6.67	8.94	20.00	4.92	16.67	12.30	20.00	14.75	12.20
Total Student	184	60	179	55	61	60	122	120	61	902

CHEMISTRY I: CHEM 1001						
Letter Grade	BT	ChE	ME	CE	EE	Total
O (>89) (%)	0	0	0	2	0	2
	0.00	0.00	0.00	1.67	0.00	0.48
E (80-89) (%)	2	9	2	5	1	19
	3.64	15.00	1.64	4.17	1.64	4.55
A (70-79) (%)	6	6	5	9	7	33
	10.91	10.00	4.10	7.50	11.48	7.89
B (60-69) (%)	11	11	19	30	11	82
	20.00	18.33	15.57	25.00	18.03	19.62
C (50-59) (%)	17	12	26	17	14	86
	30.91	20.00	21.31	14.17	22.95	20.57
D (40-49) (%)	10	18	49	42	20	139
	18.18	30.00	40.16	35.00	32.79	33.25
F (<40) (%)	9	4	21	15	8	57
	16.36	6.67	17.21	12.50	13.11	13.64
Total Student	55	60	122	120	61	418

BASIC ELECTRICAL ENGINEERING: ELEC 1001						
Letter Grade	BT	ChE	ME	CE	EE	Total
O (>89) (%)	3	6	4	7	8	28
	5.45	10.00	3.28	5.83	13.11	6.70
E (80-89) (%)	4	7	10	12	5	38
	7.27	11.67	8.20	10.00	8.20	9.09
A (70-79) (%)	13	8	9	16	11	57
	23.64	13.33	7.38	13.33	18.03	13.64
B (60-69) (%)	2	10	22	17	17	68
	3.64	16.67	18.03	14.17	27.87	16.27
C (50-59) (%)	7	11	25	19	9	71
	12.73	18.33	20.49	15.83	14.75	16.99
D (40-49) (%)	17	15	33	26	8	99
	30.91	25.00	27.05	21.67	13.11	23.68
F (<40) (%)	9	3	19	23	3	57
	16.36	5.00	15.57	19.17	4.92	13.64
Total Student	55	60	122	120	61	418

PHYSICS - I: PHYS 1001					
Letter Grade	CSE	IT	ECE	AEIE	Total
O (>89) (%)	23	10	24	10	67
	12.50	16.67	13.41	16.39	13.84
E (80-89) (%)	15	3	26	7	51
	8.15	5.00	14.53	11.48	10.54
A (70-79) (%)	35	15	28	5	83
	19.02	25.00	15.64	8.20	17.15
B (60-69) (%)	41	10	39	12	102
	22.28	16.67	21.79	19.67	21.07
C (50-59) (%)	25	5	25	6	61
	13.59	8.33	13.97	9.84	12.60
D (40-49) (%)	31	11	22	10	74
	16.85	18.33	12.29	16.39	15.29
F (<40) (%)	14	6	15	11	46
	7.61	10.00	8.38	18.03	9.50
Total Student	184	60	179	61	484

BASIC ELECTRONICS ENGINEERING: ECEN 1001					
Letter Grade	CSE	IT	ECE	AEIE	Total
O (>89) (%)	3	0	1	2	6
	1.63	0.00	0.56	3.28	1.24
E (80-89) (%)	18	3	20	6	47
	9.78	5.00	11.17	9.84	9.71
A (70-79) (%)	25	11	21	10	67
	13.59	18.33	11.73	16.39	13.84
B (60-69) (%)	22	6	28	8	64
	11.96	10.00	15.64	13.11	13.22
C (50-59) (%)	40	10	44	13	107
	21.74	16.67	24.58	21.31	22.11
D (40-49) (%)	54	21	38	14	127
	29.35	35.00	21.23	22.95	26.24
F (<40) (%)	22	9	27	8	66
	11.96	15.00	15.08	13.11	13.64
Total Student	184	60	179	61	484

Result Analysis - Even Sem. 2017
1st Year- B.Tech (LAB)

INTRODUCTION TO COMPUTING LAB: CSEN 1211										
Letter Grade	CSE	IT	ECE	BT	AEIE	ChE	ME	CE	EE	Total
O (>89) (%)	44	21	51	8	13	6	22	18	9	192
	23.91	35.00	28.49	14.55	21.31	10.00	18.03	15.00	14.75	21.29
E (80-89) (%)	39	3	59	9	16	3	25	15	6	175
	21.20	5.00	32.96	16.36	26.23	5.00	20.49	12.50	9.84	19.40
A (70-79) (%)	34	12	31	7	23	11	33	20	18	189
	18.48	20.00	17.32	12.73	37.70	18.33	27.05	16.67	29.51	20.95
B (60-69) (%)	26	11	19	8	8	13	31	20	12	148
	14.13	18.33	10.61	14.55	13.11	21.67	25.41	16.67	19.67	16.41
C (50-59) (%)	24	7	15	8	1	20	8	20	7	110
	13.04	11.67	8.38	14.55	1.64	33.33	6.56	16.67	11.48	12.20
D (40-49) (%)	16	6	3	12	0	7	1	25	9	79
	8.70	10.00	1.68	21.82	0.00	11.67	0.82	20.83	14.75	8.76
F (<40) (%)	1	0	1	3	0	0	2	2	0	9
	0.54	0.00	0.56	5.45	0.00	0.00	1.64	1.67	0.00	1.00
Total Student	184	60	179	55	61	60	122	120	61	902

WORKSHOP PRACTICE : MECH 1011					
Letter Grade	CSE	IT	ECE	AEIE	Total
O (>89) (%)	23	8	22	1	54
	12.50	13.33	12.29	1.64	11.16
E (80-89) (%)	77	24	64	27	192
	41.85	40.00	35.75	44.26	39.67
A (70-79) (%)	44	14	49	20	127
	23.91	23.33	27.37	32.79	26.24
B (60-69) (%)	24	7	26	8	65
	13.04	11.67	14.53	13.11	13.43
C (50-59) (%)	7	6	13	4	30
	3.80	10.00	7.26	6.56	6.20
D (40-49) (%)	8	1	3	1	13
	4.35	1.67	1.68	1.64	2.69
F (<40) (%)	1	0	2	0	3
	0.54	0.00	1.12	0.00	0.62
Total Student	184	60	179	61	484

ENGINEERING DRAWING: MECH 1012						
Letter Grade	BT	ChE	ME	CE	EE	Total
O (>89) (%)	1	0	12	3	1	17
	1.82	0.00	9.84	2.50	1.64	4.07
E (80-89) (%)	6	10	24	14	15	69
	10.91	16.67	19.67	11.67	24.59	16.51
A (70-79) (%)	9	14	29	31	20	103
	16.36	23.33	23.77	25.83	32.79	24.64
B (60-69) (%)	4	9	24	20	12	69
	7.27	15.00	19.67	16.67	19.67	16.51
C (50-59) (%)	9	12	10	22	7	60
	16.36	20.00	8.20	18.33	11.48	14.35
D (40-49) (%)	20	9	14	21	5	69
	36.36	15.00	11.48	17.50	8.20	16.51
F (<40) (%)	6	6	9	9	1	31
	10.91	10.00	7.38	7.50	1.64	7.42
Total Student	55	60	122	120	61	418

CHEMISTRY I LAB: CHEM 1011						
Letter Grade	BT	ChE	ME	CE	EE	Total
O (>89) (%)	24	21	20	29	14	108
	43.64	35.00	16.39	24.17	22.95	25.84
E (80-89) (%)	17	30	38	32	35	152
	30.91	50.00	31.15	26.67	57.38	36.36
A (70-79) (%)	6	8	35	31	9	89
	10.91	13.33	28.69	25.83	14.75	21.29
B (60-69) (%)	4	1	13	14	3	35
	7.27	1.67	10.66	11.67	4.92	8.37
C (50-59) (%)	1	0	6	6	0	13
	1.82	0.00	4.92	5.00	0.00	3.11
D (40-49) (%)	1	0	4	4	0	9
	1.82	0.00	3.28	3.33	0.00	2.15
F (<40) (%)	2	0	6	4	0	12
	3.64	0.00	4.92	3.33	0.00	2.87
Total Student	55	60	122	120	61	418

BASIC ELECTRICAL ENGINEERING LAB: ELEC 1011						
Letter Grade	BT	ChE	ME	CE	EE	Total
O (>89) (%)	7	7	18	18	24	74
	12.73	11.67	14.75	15.00	39.34	17.70
E (80-89) (%)	20	23	38	38	29	148
	36.36	38.33	31.15	31.67	47.54	35.41
A (70-79) (%)	11	22	25	35	8	101
	20.00	36.67	20.49	29.17	13.11	24.16
B (60-69) (%)	13	4	17	22	0	56
	23.64	6.67	13.93	18.33	0.00	13.40
C (50-59) (%)	2	4	18	3	0	27
	3.64	6.67	14.75	2.50	0.00	6.46
D (40-49) (%)	2	0	3	2	0	7
	3.64	0.00	2.46	1.67	0.00	1.67
F (<40) (%)	0	0	3	2	0	5
	0.00	0.00	2.46	1.67	0.00	1.20
Total Student	55	60	122	120	61	418

PHYSICS - I LAB: PHYS 1011					
Letter Grade	CSE	IT	ECE	AEIE	Total
O (>89) (%)	24	10	20	9	63
	13.04	16.67	11.17	14.75	13.02
E (80-89) (%)	64	23	64	21	172
	34.78	38.33	35.75	34.43	35.54
A (70-79) (%)	51	9	41	18	119
	27.72	15.00	22.91	29.51	24.59
B (60-69) (%)	28	6	30	8	72
	15.22	10.00	16.76	13.11	14.88
C (50-59) (%)	9	5	13	2	29
	4.89	8.33	7.26	3.28	5.99
D (40-49) (%)	6	6	11	3	26
	3.26	10.00	6.15	4.92	5.37
F (<40) (%)	2	1	0	0	3
	1.09	1.67	0.00	0.00	0.62
Total Student	184	60	179	61	484

BASIC ELECTRONICS ENGINEERING LAB: ECEN 1011					
Letter Grade	CSE	IT	ECE	AEIE	Total
O (>89) (%)	52	29	36	29	146
	28.26	48.33	20.11	47.54	30.17
E (80-89) (%)	58	5	80	15	158
	31.52	8.33	44.69	24.59	32.64
A (70-79) (%)	44	14	55	14	127
	23.91	23.33	30.73	22.95	26.24
B (60-69) (%)	20	10	6	3	39
	10.87	16.67	3.35	4.92	8.06
C (50-59) (%)	10	2	2	0	14
	5.43	3.33	1.12	0.00	2.89
D (40-49) (%)	0	0	0	0	0
	0.00	0.00	0.00	0.00	0.00
F (<40) (%)	0	0	0	0	0
	0.00	0.00	0.00	0.00	0.00
Total Student	184	60	179	61	484

MCA Result Analysis
1st Year, Even Sem- 2017

Theory Papers							
No of students: 56							
Letter Grade	HMTS 1201	MCAP 1201	MCAP 1202	MCAP 1203	MCAP 1204	MCAP 1205	TOTAL
O (>89)	10	6	4	1	4	1	26
(%)	17.86	10.71	7.14	1.79	7.14	1.79	7.74
E (80-89)	11	2	4	4	2	2	25
(%)	19.64	3.57	7.14	7.14	3.57	3.57	7.44
A (70-79)	10	7	10	12	8	14	61
(%)	17.86	12.50	17.86	21.43	14.29	25.00	18.15
B (60-69)	14	7	13	12	9	3	58
(%)	25.00	12.50	23.21	21.43	16.07	5.36	17.26
C (50-59)	5	15	10	11	16	19	76
(%)	8.93	26.79	17.86	19.64	28.57	33.93	22.62
D (40-49)	4	15	8	12	12	14	65
(%)	7.14	26.79	14.29	21.43	21.43	25.00	19.35
F (<40)	2	4	7	4	5	3	25
(%)	3.57	7.14	12.50	7.14	8.93	5.36	7.44
Lab Papers							
Letter Grade	MCAP 1211		MCAP 1212		MCAP 1213		TOTAL
O (>89)	20		5		9		34
(%)	35.71		8.93		16.07		0.20
E (80-89)	12		10		14		36
(%)	21.43		17.86		25.00		0.21
A (70-79)	12		28		12		52
(%)	21.43		50.00		21.43		0.31
B (60-69)	8		7		12		27
(%)	14.29		12.50		21.43		0.16
C (50-59)	0		2		4		6
(%)	0.00		3.57		7.14		0.04
D (40-49)	4		4		5		13
(%)	7.14		7.14		8.93		0.08
F (<40)	0		0		0		0
(%)	0.00		0.00		0.00		0.00

M.Tech Result Analysis
1st Year, Even Sem- 2017

COMPUTER SCIENCE & ENGINEERING							
No of students: 8							
Paper Code & Percentage	O (>90)	E (80-89)	A (70-79)	B (60-69)	C (50-59)	D (40-49)	F (<40)
CSEN 5201 (%)	0	1	0	2	2	3	0
	0.00	12.50	0.00	25.00	25.00	37.50	0.00
CSEN 5202 (%)	1	0	1	0	1	5	0
	12.50	0.00	12.50	0.00	12.50	62.50	0.00
CSEN 5203 (%)	1	0	0	1	4	2	0
	12.50	0.00	0.00	12.50	50.00	25.00	0.00
CSEN 5223 (%)	1	0	0	1	3	3	0
	12.50	0.00	0.00	12.50	37.50	37.50	0.00
CSEN 5237 (%)	1	0	1	3	1	2	0
	12.50	0.00	12.50	37.50	12.50	25.00	0.00
Lab Papers							
CSEN 5212 (%)	1	3	1	1	2	0	0
	12.50	37.50	12.50	12.50	25.00	0.00	0.00
CSEN 5213 (%)	3	2	0	1	2	0	0
	37.50	25.00	0.00	12.50	25.00	0.00	0.00
CSEN 5214 (%)	2	1	5	0	0	0	0
	25.00	12.50	62.50	0.00	0.00	0.00	0.00

RENEWABLE ENGINEERING							
No of students: 4							
Paper Code & Percentage	O (>90)	E (80-89)	A (70-79)	B (60-69)	C (50-59)	D (40-49)	F (<40)
HMTS 5201 (%)	0	0	0	1	1	2	0
	0.00	0.00	0.00	25.00	25.00	50.00	0.00
REEN 5201 (%)	0	1	1	2	0	0	0
	0.00	25.00	25.00	50.00	0.00	0.00	0.00
REEN 5202 (%)	1	0	0	0	0	3	0
	25.00	0.00	0.00	0.00	0.00	75.00	0.00
REEN 5203 (%)	0	1	1	1	1	0	0
	0.00	25.00	25.00	25.00	25.00	0.00	0.00
REEN 5142/43 (%)	2	1	1	0	0	0	0
	50.00	25.00	25.00	0.00	0.00	0.00	0.00
Lab Papers							
REEN 5011 (%)	4	0	0	0	0	0	0
	100.00	0.00	0.00	0.00	0.00	0.00	0.00
REEN 5222 (%)	2	2	0	0	0	0	0
	50.00	50.00	0.00	0.00	0.00	0.00	0.00

ELECTRONICS & COMMUNICATION ENGINEERING							
No of students: 6							
Paper Code & Percentage	O (>90)	E (80-89)	A (70-79)	B (60-69)	C (50-59)	D (40-49)	F (<40)
ECEN 5201 (%)	0 0.00	0 0.00	2 33.33	2 33.33	2 33.33	0 0.00	0 0.00
ECEN 5202 (%)	0 0.00	3 50.00	2 33.33	1 16.67	0 0.00	0 0.00	0 0.00
ECEN 5203 (%)	0 0.00	2 33.33	3 50.00	1 16.67	0 0.00	0 0.00	0 0.00
ECEN 5234 (%)	0 0.00	1 16.67	2 33.33	3 50.00	0 0.00	0 0.00	0 0.00
ECEN 5241 (%)	2 33.33	1 16.67	2 33.33	1 16.67	0 0.00	0 0.00	0 0.00

Lab Papers

ECEN 5211 (%)	0 0.00	6 100.00	0 0.00	0 0.00	0 0.00	0 0.00	0 0.00
ECEN 5221 (%)	6 100.00	0 0.00	0 0.00	0 0.00	0 0.00	0 0.00	0 0.00

VLSI

No of students: 4

Paper Code & Percentage	O (>90)	E (80-89)	A (70-79)	B (60-69)	C (50-59)	D (40-49)	F (<40)
VLSI 5201 (%)	1 25.00	2 50.00	0 0.00	0 0.00	1 25.00	0 0.00	0 0.00
VLSI 5202 (%)	0 0.00	1 25.00	3 75.00	0 0.00	0 0.00	0 0.00	0 0.00
VLSI 5203 (%)	0 0.00	0 0.00	0 0.00	2 50.00	2 50.00	0 0.00	0 0.00
VLSI 5231 (%)	0 0.00	1 25.00	0 0.00	3 75.00	0 0.00	0 0.00	0 0.00
VLSI 5241 (%)	0 0.00	2 50.00	2 50.00	0 0.00	0 0.00	0 0.00	0 0.00

Lab Papers

VLSI 5213 (%)	1 25.00	2 50.00	0 0.00	1 25.00	0 0.00	0 0.00	0 0.00
VLSI 5221 (%)	2 50.00	2 50.00	0 0.00	0 0.00	0 0.00	0 0.00	0 0.00

BIOTECHNOLOGY							
No of students: 7							
Paper Code & Percentage	O (>90)	E (80-89)	A (70-79)	B (60-69)	C (50-59)	D (40-49)	F (<40)
BIOT 5201 (%)	0	1	3	3	0	0	0
	0.00	14.29	42.86	42.86	0.00	0.00	0.00
BIOT 5202 (%)	0	0	2	5	0	0	0
	0.00	0.00	28.57	71.43	0.00	0.00	0.00
BIOT 5203 (%)	2	2	2	1	0	0	0
	28.57	28.57	28.57	14.29	0.00	0.00	0.00
BIOT 5204 (%)	0	1	1	1	3	1	0
	0.00	14.29	14.29	14.29	42.86	14.29	0.00
BIOT 5241/5242 (%)	0	3	0	2	1	1	0
	0.00	42.86	0.00	28.57	14.29	14.29	0.00
Lab Papers							
BIOT 5211 (%)	2	2	2	1	0	0	0
	28.57	28.57	28.57	14.29	0.00	0.00	0.00
BIOT 5212 (%)	2	2	3	0	0	0	0
	28.57	28.57	42.86	0.00	0.00	0.00	0.00
BIOT 5221 (%)	5	2	0	0	0	0	0
	71.43	28.57	0.00	0.00	0.00	0.00	0.00

APPLIED ELECTRONICS AND INSTRUMENTATION ENGINEERING							
No of students: 5							
Paper Code & Percentage	O (>90)	E (80-89)	A (70-79)	B (60-69)	C (50-59)	D (40-49)	F (<40)
AEIE 5201 (%)	1	2	1	0	1	0	0
	20.00	40.00	20.00	0.00	20.00	0.00	0.00
AEIE 5202 (%)	0	2	2	1	0	0	0
	0.00	40.00	40.00	20.00	0.00	0.00	0.00
AEIE 5203 (%)	0	3	0	2	0	0	0
	0.00	60.00	0.00	40.00	0.00	0.00	0.00
AEIE 5204 (%)	0	2	2	1	0	0	0
	0.00	40.00	40.00	20.00	0.00	0.00	0.00
AEIE 5231 (%)	0	0	2	3	0	0	0
	0.00	0.00	40.00	60.00	0.00	0.00	0.00
Lab Papers							
AEIE 5211 (%)	4	1	0	0	0	0	0
	80.00	20.00	0.00	0.00	0.00	0.00	0.00
AEIE 5212 (%)	4	0	1	0	0	0	0
	80.00	0.00	20.00	0.00	0.00	0.00	0.00
AEIE 5221 (%)	1	3	1	0	0	0	0
	20.00	60.00	20.00	0.00	0.00	0.00	0.00

Result Analysis - Even Sem. 2017
2nd Year- B.Tech (Theory)

COMPUTER SCIENCE & ENGINEERING							
No of students: 230							
Paper Code & Percentage	O (>90)	E (80-89)	A (70-79)	B (60-69)	C (50-59)	D (40-49)	F (<40)
CSEN 2201 (%)	12	13	24	29	32	85	35
	5.22	5.65	10.43	12.61	13.91	36.96	15.22
CSEN 2203 (%)	7	44	55	58	29	19	18
	3.04	19.13	23.91	25.22	12.61	8.26	7.83
MATH 2201 (%)	14	26	29	44	41	45	31
	6.09	11.30	12.61	19.13	17.83	19.57	13.48
MATH 2202 (%)	33	30	38	35	31	33	30
	14.35	13.04	16.52	15.22	13.48	14.35	13.04
PHYS 2001 (%)	8	21	28	25	45	68	35
	3.48	9.13	12.17	10.87	19.57	29.57	15.22
HMTS 2002 (%)	9	61	54	55	40	9	2
	3.91	26.52	23.48	23.91	17.39	3.91	0.87

INFORMATION TECHNOLOGY							
No of students: 68							
Paper Code & Percentage	O (>90)	E (80-89)	A (70-79)	B (60-69)	C (50-59)	D (40-49)	F (<40)
HMTS 2002 (%)	0	4	17	14	21	8	4
	0.00	5.88	25.00	20.59	30.88	11.76	5.88
MATH 2203 (%)	5	9	4	16	10	13	11
	7.35	13.24	5.88	23.53	14.71	19.12	16.18
INFO 2201 (%)	0	5	15	14	12	17	5
	0.00	7.35	22.06	20.59	17.65	25.00	7.35
INFO 2202 (%)	0	1	4	12	12	32	7
	0.00	1.47	5.88	17.65	17.65	47.06	10.29
INFO 2203 (%)	6	7	8	7	18	14	8
	8.82	10.29	11.76	10.29	26.47	20.59	11.76
INFO 2204 (%)	2	4	10	15	13	13	11
	2.94	5.88	14.71	22.06	19.12	19.12	16.18

ELECTRONICS & COMMUNICATION ENGINEERING							
No of students: 216							
Paper Code & Percentage	O (>90)	E (80-89)	A (70-79)	B (60-69)	C (50-59)	D (40-49)	F (<40)
HMTS 2002 (%)	0	27	67	55	48	15	4
	0.00	12.50	31.02	25.46	22.22	6.94	1.85
PHYS 2001 (%)	9	22	49	28	45	40	23
	4.17	10.19	22.69	12.96	20.83	18.52	10.65
CHEM 2001 (%)	5	23	50	46	45	31	16
	2.31	10.65	23.15	21.30	20.83	14.35	7.41
ECEN 2201 (%)	1	5	18	55	52	58	27
	0.46	2.31	8.33	25.46	24.07	26.85	12.50
ECEN 2002 (%)	5	20	30	46	49	44	22
	2.31	9.26	13.89	21.30	22.69	20.37	10.19
ECEN 2203 (%)	14	22	44	51	44	26	15
	6.48	10.19	20.37	23.61	20.37	12.04	6.94
ECEN 2204 (%)	2	13	32	33	44	65	27
	0.93	6.02	14.81	15.28	20.37	30.09	12.50

BIOTECHNOLOGY							
No of students: 58							
Paper Code & Percentage	O (>90)	E (80-89)	A (70-79)	B (60-69)	C (50-59)	D (40-49)	F (<40)
HMTS 2001 (%)	1	9	28	15	3	1	1
	1.72	15.52	48.28	25.86	5.17	1.72	1.72
MATH 2002 (%)	7	12	13	7	10	5	4
	12.07	20.69	22.41	12.07	17.24	8.62	6.90
BIOT 2201 (%)	11	13	13	8	8	3	2
	18.97	22.41	22.41	13.79	13.79	5.17	3.45
BIOT 2202 (%)	8	14	5	10	8	7	6
	13.79	24.14	8.62	17.24	13.79	12.07	10.34
BIOT 2203 (%)	3	8	10	14	5	14	4
	5.17	13.79	17.24	24.14	8.62	24.14	6.90
BIOT 2204 (%)	16	9	17	11	3	2	0
	27.59	15.52	29.31	18.97	5.17	3.45	0.00

APPLIED ELECTRONICS & INSTRUMENTATION ENGINEERING							
No of students: 68							
Paper Code & Percentage	O (>90)	E (80-89)	A (70-79)	B (60-69)	C (50-59)	D (40-49)	F (<40)
HMTS 2002 (%)	0	3	18	23	14	8	2
	0.00	4.41	26.47	33.82	20.59	11.76	2.94
PHYS 2001 (%)	1	5	4	11	20	18	9
	1.47	7.35	5.88	16.18	29.41	26.47	13.24
CHEM 2001 (%)	1	11	12	12	20	10	2
	1.47	16.18	17.65	17.65	29.41	14.71	2.94
AEIE 2201 (%)	4	10	10	19	13	9	3
	5.88	14.71	14.71	27.94	19.12	13.24	4.41
AEIE 2202 (%)	1	5	3	14	21	16	8
	1.47	7.35	4.41	20.59	30.88	23.53	11.76
AEIE 2203 (%)	1	7	10	15	13	13	9
	1.47	10.29	14.71	22.06	19.12	19.12	13.24

CHEMICAL ENGINEERING							
No of students: 72							
Paper Code & Percentage	O (>90)	E (80-89)	A (70-79)	B (60-69)	C (50-59)	D (40-49)	F (<40)
HMTS 2001 (%)	0	7	22	20	15	6	2
	0.00	9.72	30.56	27.78	20.83	8.33	2.78
CHEM 2201 (%)	0	6	14	16	12	21	3
	0.00	8.33	19.44	22.22	16.67	29.17	4.17
CSEN 2206 (%)	2	5	4	15	15	19	12
	2.78	6.94	5.56	20.83	20.83	26.39	16.67
CHEN 2201 (%)	3	10	14	11	12	13	9
	4.17	13.89	19.44	15.28	16.67	18.06	12.50
CHEN 2202 (%)	5	11	7	17	17	14	1
	6.94	15.28	9.72	23.61	23.61	19.44	1.39
CHEN 2203 (%)	2	3	13	11	19	21	3
	2.78	4.17	18.06	15.28	26.39	29.17	4.17

MECHANICAL ENGINEERING							
No of students: 145							
Paper Code & Percentage	O (>90)	E (80-89)	A (70-79)	B (60-69)	C (50-59)	D (40-49)	F (<40)
HMTS 2001 (%)	0	5	21	58	44	15	2
	0.00	3.45	14.48	40.00	30.34	10.34	1.38
CHEM 2001 (%)	2	15	17	41	34	31	5
	1.38	10.34	11.72	28.28	23.45	21.38	3.45
MATH 2001 (%)	12	19	33	22	19	19	21
	8.28	13.10	22.76	15.17	13.10	13.10	14.48
MATH 2002 (%)	13	32	29	25	18	21	7
	8.97	22.07	20.00	17.24	12.41	14.48	4.83
MECH 2201 (%)	18	22	25	21	25	22	12
	12.41	15.17	17.24	14.48	17.24	15.17	8.28
MECH 2202 (%)	2	9	25	29	36	26	18
	1.38	6.21	17.24	20.00	24.83	17.93	12.41
MECH 2203 (%)	9	23	29	33	30	12	9
	6.21	15.86	20.00	22.76	20.69	8.28	6.21

CIVIL ENGINEERING							
No of students: 144							
Paper Code & Percentage	O (>90)	E (80-89)	A (70-79)	B (60-69)	C (50-59)	D (40-49)	F (<40)
HMTS 2001 (%)	0	5	28	40	49	18	4
	0.00	3.47	19.44	27.78	34.03	12.50	2.78
MATH 2002 (%)	12	19	27	23	26	23	14
	8.33	13.19	18.75	15.97	18.06	15.97	9.72
CIVL 2201 (%)	4	13	15	17	36	47	12
	2.78	9.03	10.42	11.81	25.00	32.64	8.33
CIVL 2202 (%)	1	5	18	33	40	33	14
	0.69	3.47	12.50	22.92	27.78	22.92	9.72
CIVL 2203 (%)	36	44	25	19	7	7	6
	25.00	30.56	17.36	13.19	4.86	4.86	4.17
CIVL 2204 (%)	2	6	15	28	26	50	17
	1.39	4.17	10.42	19.44	18.06	34.72	11.81

ELECTRICAL ENGINEERING							
No of students: 71							
Paper Code & Percentage	O (>90)	E (80-89)	A (70-79)	B (60-69)	C (50-59)	D (40-49)	F (<40)
HMTS 2001 (%)	0	6	26	19	15	3	2
	0.00	8.45	36.62	26.76	21.13	4.23	2.82
CHEM 2001 (%)	0	14	15	11	19	8	4
	0.00	19.72	21.13	15.49	26.76	11.27	5.63
MATH 2002 (%)	10	14	12	9	9	9	8
	14.08	19.72	16.90	12.68	12.68	12.68	11.27
ELEC 2201 (%)	3	8	10	16	12	14	8
	4.23	11.27	14.08	22.54	16.90	19.72	11.27
ELEC 2202 (%)	2	8	18	18	7	12	6
	2.82	11.27	25.35	25.35	9.86	16.90	8.45
ELEC 2203 (%)	3	8	17	16	9	11	7
	4.23	11.27	23.94	22.54	12.68	15.49	9.86

2nd Year- B.Tech (LAB)

COMPUTER SCIENCE & ENGINEERING							
No of students: 230							
Paper Code & Percentage	O (>90)	E (80-89)	A (70-79)	B (60-69)	C (50-59)	D (40-49)	F (<40)
CSEN 2213 (%)	94	62	34	17	13	8	2
	40.87	26.96	14.78	7.39	5.65	3.48	0.87
MATH 2212 (%)	104	61	24	19	11	7	4
	45.22	26.52	10.43	8.26	4.78	3.04	1.74
PHYS 2011 (%)	39	66	56	32	18	17	2
	16.96	28.70	24.35	13.91	7.83	7.39	0.87
HMTS 2011 (%)	1	60	100	51	9	2	7
	0.43	26.09	43.48	22.17	3.91	0.87	3.04

INFORMATION TECHNOLOGY							
No of students: 68							
Paper Code & Percentage	O (>90)	E (80-89)	A (70-79)	B (60-69)	C (50-59)	D (40-49)	F (<40)
INFO 2213 (%)	7	15	7	12	9	15	3
	10.29	22.06	10.29	17.65	13.24	22.06	4.41
INFO 2214 (%)	11	5	9	6	15	14	8
	16.18	7.35	13.24	8.82	22.06	20.59	11.76
HMTS 2011 (%)	0	4	20	21	13	5	5
	0.00	5.88	29.41	30.88	19.12	7.35	7.35

ELECTRONICS & COMMUNICATION ENGINEERING							
No of students: 216							
Paper Code & Percentage	O (>90)	E (80-89)	A (70-79)	B (60-69)	C (50-59)	D (40-49)	F (<40)
PHYS 2011 (%)	37	62	43	47	20	6	1
	17.13	28.70	19.91	21.76	9.26	2.78	0.46
ECEN 2211 (%)	32	93	86	4	1	0	0
	14.81	43.06	39.81	1.85	0.46	0.00	0.00
ECEN 2012 (%)	57	102	48	7	2	0	0
	26.39	47.22	22.22	3.24	0.93	0.00	0.00
ECEN 2213 (%)	65	124	26	1	0	0	0
	30.09	57.41	12.04	0.46	0.00	0.00	0.00
HMTS 2011 (%)	0	52	121	31	6	3	3
	0.00	24.07	56.02	14.35	2.78	1.39	1.39

BIOTECHNOLOGY							
No of students: 58							
Paper Code & Percentage	O (>90)	E (80-89)	A (70-79)	B (60-69)	C (50-59)	D (40-49)	F (<40)
MATH 2012 (%)	5	14	23	12	4	0	0
	8.62	24.14	39.66	20.69	6.90	0.00	0.00
BIOT 2211 (%)	34	20	3	0	0	0	0
	58.62	34.48	5.17	0.00	0.00	0.00	0.00
BIOT 2212 (%)	11	23	16	8	0	0	0
	18.97	39.66	27.59	13.79	0.00	0.00	0.00
BIOT 2214 (%)	3	26	29	0	0	0	0
	5.17	44.83	50.00	0.00	0.00	0.00	0.00
HMTS 2011 (%)	0	9	34	11	4	0	0
	0.00	15.52	58.62	18.97	6.90	0.00	0.00

APPLIED ELECTRONICS & INSTRUMENTATION ENGINEERING							
No of students: 68							
Paper Code & Percentage	O (>90)	E (80-89)	A (70-79)	B (60-69)	C (50-59)	D (40-49)	F (<40)
PHYS 2011 (%)	14	17	16	10	7	4	0
	20.59	25.00	23.53	14.71	10.29	5.88	0.00
AEIE 2211 (%)	37	23	8	0	0	0	0
	54.41	33.82	11.76	0.00	0.00	0.00	0.00
AEIE 2212 (%)	22	25	15	4	2	0	0
	32.35	36.76	22.06	5.88	2.94	0.00	0.00
HMTS 2011 (%)	0	3	34	21	7	2	1
	0.00	4.41	50.00	30.88	10.29	2.94	1.47

CHEMICAL ENGINEERING							
No of students: 72							
Paper Code & Percentage	O (>90)	E (80-89)	A (70-79)	B (60-69)	C (50-59)	D (40-49)	F (<40)
CSEN 2211 (%)	21	21	12	10	8	0	0
	29.17	29.17	16.67	13.89	11.11	0.00	0.00
CHEN 2211 (%)	11	27	18	16	0	0	0
	15.28	37.50	25.00	22.22	0.00	0.00	0.00
HMTS 2011 (%)	0	20	30	13	7	2	0
	0.00	27.78	41.67	18.06	9.72	2.78	0.00

MECHANICAL ENGINEERING							
No of students: 145							
Paper Code & Percentage	O (>90)	E (80-89)	A (70-79)	B (60-69)	C (50-59)	D (40-49)	F (<40)
MECH 2211	8	36	63	31	4	2	1
(%)	5.52	24.83	43.45	21.38	2.76	1.38	0.69
MECH 2212	25	66	36	11	2	2	3
(%)	17.24	45.52	24.83	7.59	1.38	1.38	2.07
MECH 2213	15	64	46	16	2	0	2
(%)	10.34	44.14	31.72	11.03	1.38	0.00	1.38
MATH 2012	24	32	37	38	12	1	1
(%)	16.55	22.07	25.52	26.21	8.28	0.69	0.69
MECH 2214	29	70	34	7	3	1	1
(%)	20.00	48.28	23.45	4.83	2.07	0.69	0.69

CIVIL ENGINEERING							
No of students: 144							
Paper Code & Percentage	O (>90)	E (80-89)	A (70-79)	B (60-69)	C (50-59)	D (40-49)	F (<40)
MATH 2012	13	17	19	42	31	16	6
(%)	9.03	11.81	13.19	29.17	21.53	11.11	4.17
CIVL 2211	3	14	24	41	50	2	10
(%)	2.08	9.72	16.67	28.47	34.72	1.39	6.94
CIVL 2212	40	47	25	18	6	0	8
(%)	27.78	32.64	17.36	12.50	4.17	0.00	5.56
CIVL 2221	28	39	58	11	2	2	4
(%)	19.44	27.08	40.28	7.64	1.39	1.39	2.78
CIVL 2222	57	42	15	14	5	0	11
(%)	39.58	29.17	10.42	9.72	3.47	0.00	7.64

ELECTRICAL ENGINEERING							
No of students: 71							
Paper Code & Percentage	O (>90)	E (80-89)	A (70-79)	B (60-69)	C (50-59)	D (40-49)	F (<40)
MATH 2012	23	12	19	10	3	4	0
(%)	32.39	16.90	26.76	14.08	4.23	5.63	0.00
ELEC 2211	22	23	18	5	2	1	0
(%)	30.99	32.39	25.35	7.04	2.82	1.41	0.00
ELEC 2212	10	26	18	8	4	5	0
(%)	14.08	36.62	25.35	11.27	5.63	7.04	0.00
ELEC 2213	10	25	24	6	4	2	0
(%)	14.08	35.21	33.80	8.45	5.63	2.82	0.00

2nd Year- M.Tech (Sessional)

COMPUTER SCIENCE & ENGINEERING							
No of students: 13							
Paper Code & Percentage	O (>90)	E (80-89)	A (70-79)	B (60-69)	C (50-59)	D (40-49)	F (<40)
CSEN 6295 (%)	3	6	2	2	0	0	0
	23.08	46.15	15.38	15.38	0.00	0.00	0.00
CSEN 6296 (%)	3	4	3	3	0	0	0
	23.08	30.77	23.08	23.08	0.00	0.00	0.00
CSEN 6297 (%)	0	5	6	2	0	0	0
	0.00	38.46	46.15	15.38	0.00	0.00	0.00

INFORMATION TECHNOLOGY							
No of students: 2							
Paper Code & Percentage	O (>=90)	E (80-89)	A (70-79)	B (60-69)	C (50-59)	D (40-49)	F (<40)
INFO 6291 (%)	0	1	1	0	0	0	0
	0.00	50.00	50.00	0.00	0.00	0.00	0.00
INFO 6292 (%)	0	1	0	0	1	0	0
	0.00	50.00	0.00	0.00	50.00	0.00	0.00
INFO 6293 (%)	1	0	1	0	0	0	0
	50.00	0.00	50.00	0.00	0.00	0.00	0.00

ELECTRONICS & COMMUNICATION ENGINEERING							
No of students: 18							
Paper Code & Percentage	O (>=90)	E (80-89)	A (70-79)	B (60-69)	C (50-59)	D (40-49)	F (<40)
ECEN 6221 (%)	12	6	0	0	0	0	0
	66.67	33.33	0.00	0.00	0.00	0.00	0.00
ECEN 6222 (%)	16	2	0	0	0	0	0
	88.89	11.11	0.00	0.00	0.00	0.00	0.00
ECEN 6223 (%)	3	13	2	0	0	0	0
	16.67	72.22	11.11	0.00	0.00	0.00	0.00

VLSI							
No of students: 10							
Paper Code & Percentage	O (>=90)	E (80-89)	A (70-79)	B (60-69)	C (50-59)	D (40-49)	F (<40)
VLSI 6221 (%)	7	1	2	0	0	0	0
	70.00	10.00	20.00	0.00	0.00	0.00	0.00
VLSI 6222 (%)	7	1	2	0	0	0	0
	70.00	10.00	20.00	0.00	0.00	0.00	0.00
VLSI 6223 (%)	0	4	3	3	0	0	0
	0.00	40.00	30.00	30.00	0.00	0.00	0.00

BIOTECHNOLOGY							
No of students: 7							
Paper Code & Percentage	O (≥90)	E (80-89)	A (70-79)	B (60-69)	C (50-59)	D (40-49)	F (<40)
BIOT 6221 (%)	6	1	0	0	0	0	0
	85.71	14.29	0.00	0.00	0.00	0.00	0.00
BIOT 6222 (%)	6	1	0	0	0	0	0
	85.71	14.29	0.00	0.00	0.00	0.00	0.00
BIOT 6223 (%)	1	2	4	0	0	0	0
	14.29	28.57	57.14	0.00	0.00	0.00	0.00

APPLIED ELECTRONICS & INSTRUMENTATION ENGINEERING							
No of students: 8							
Paper Code & Percentage	O (≥90)	E (80-89)	A (70-79)	B (60-69)	C (50-59)	D (40-49)	F (<40)
AEIE 6221 (%)	3	3	2	0	0	0	0
	37.50	37.50	25.00	0.00	0.00	0.00	0.00
AEIE 6222 (%)	3	3	2	0	0	0	0
	37.50	37.50	25.00	0.00	0.00	0.00	0.00
AEIE 6223 (%)	0	3	4	1	0	0	0
	0.00	37.50	50.00	12.50	0.00	0.00	0.00

Result Analysis - Even Sem. 2017
3rd Year- B.Tech (Theory)

COMPUTER SCIENCE & ENGINEERING							
No of students: 144							
Paper Code & Percentage	O (>= 90)	E (80-89)	A (70-79)	B (60-69)	C (50-59)	D (40-49)	F (<40)
HMTS 3201 (%)	5	29	49	41	12	8	0
	3.47	20.14	34.03	28.47	8.33	5.56	0.00
CSEN 3201 (%)	3	11	33	30	31	25	11
	2.08	7.64	22.92	20.83	21.53	17.36	7.64
CSEN 3202 (%)	15	35	36	25	13	13	7
	10.42	24.31	25.00	17.36	9.03	9.03	4.86
ELEC 3001 (%)	1	13	32	34	31	23	10
	0.69	9.03	22.22	23.61	21.53	15.97	6.94
CSEN 3281/82/83 (%)	27	42	30	23	12	8	2
	18.75	29.17	20.83	15.97	8.33	5.56	1.39

INFORMATION TECHNOLOGY							
No of students: 60							
Paper Code & Percentage	O (>= 90)	E (80-89)	A (70-79)	B (60-69)	C (50-59)	D (40-49)	F (<40)
HMTS 3201 (%)	0	7	14	21	6	10	2
	0.00	11.67	23.33	35.00	10.00	16.67	3.33
INFO 3201 (%)	14	18	4	7	4	10	3
	23.33	30.00	6.67	11.67	6.67	16.67	5.00
INFO 3202 (%)	4	7	13	8	13	9	6
	6.67	11.67	21.67	13.33	21.67	15.00	10.00
INFO 3203 (%)	12	11	10	9	9	5	4
	20.00	18.33	16.67	15.00	15.00	8.33	6.67
INFO 3231/3132 (%)	8	15	6	8	6	12	5
	13.33	25.00	10.00	13.33	10.00	20.00	8.33
INFO 3242 (%)	0	2	19	17	14	5	3
	0.00	3.33	31.67	28.33	23.33	8.33	5.00

ELECTRONICS AND COMMUNICATION ENGINEERING							
No of students: 216							
Paper Code & Percentage	O (≥ 90)	E (80-89)	A (70-79)	B (60-69)	C (50-59)	D (40-49)	F (<40)
HMTS 3201	15	52	87	34	19	7	2
(%)	6.94	24.07	40.28	15.74	8.80	3.24	0.93
CSEN 3004	37	54	41	28	21	17	18
(%)	17.13	25.00	18.98	12.96	9.72	7.87	8.33
ECEN 3201	8	34	45	41	43	31	14
(%)	3.70	15.74	20.83	18.98	19.91	14.35	6.48
ECEN 3202	16	36	47	42	32	31	12
(%)	7.41	16.67	21.76	19.44	14.81	14.35	5.56
ECEN 3231 / 3234	10	29	38	51	42	34	12
(%)	4.63	13.43	17.59	23.61	19.44	15.74	5.56
ECEN 3241	9	35	31	48	43	39	11
(%)	4.17	16.20	14.35	22.22	19.91	18.06	5.09

BIOTECHNOLOGY							
No of students: 54							
Paper Code & Percentage	O (≥ 90)	E (80-89)	A (70-79)	B (60-69)	C (50-59)	D (40-49)	F (<40)
HMTS 3201	6	22	16	6	3	1	0
(%)	11.11	40.74	29.63	11.11	5.56	1.85	0.00
CSEN 3205	2	18	16	13	4	1	0
(%)	3.70	33.33	29.63	24.07	7.41	1.85	0.00
BIOT 3201	12	9	14	6	11	2	0
(%)	22.22	16.67	25.93	11.11	20.37	3.70	0.00
BIOT 3202	5	10	17	8	8	5	1
(%)	9.26	18.52	31.48	14.81	14.81	9.26	1.85
BIOT 3203	1	3	3	11	13	19	4
(%)	1.85	5.56	5.56	20.37	24.07	35.19	7.41
BIOT 3241 /3242 / 3244	8	16	7	9	10	2	2
(%)	14.81	29.63	12.96	16.67	18.52	3.70	3.70

APPLIED ELECTRONICS AND INSTRUMENTATION ENGINEERING							
No of students: 63							
Paper Code & Percentage	O (≥ 90)	E (80-89)	A (70-79)	B (60-69)	C (50-59)	D (40-49)	F (<40)
HMTS 3201	4	16	13	19	6	4	1
(%)	6.35	25.40	20.63	30.16	9.52	6.35	1.59
AEIE 3201	5	10	7	14	15	9	3
(%)	7.94	15.87	11.11	22.22	23.81	14.29	4.76
AEIE 3202	8	15	11	7	12	9	1
(%)	12.70	23.81	17.46	11.11	19.05	14.29	1.59
AEIE 3203	16	12	10	11	9	3	2
(%)	25.40	19.05	15.87	17.46	14.29	4.76	3.17
AEIE 3231 / 3233	10	16	18	10	8	0	1
(%)	15.87	25.40	28.57	15.87	12.70	0.00	1.59
AEIE 3241	21	28	7	5	2	0	0
(%)	33.33	44.44	11.11	7.94	3.17	0.00	0.00

CHEMICAL ENGINEERING							
No of students: 68							
Paper Code & Percentage	O (≥ 90)	E (80-89)	A (70-79)	B (60-69)	C (50-59)	D (40-49)	F (<40)
HMTS 3201	1	18	23	21	3	1	1
(%)	1.47	26.47	33.82	30.88	4.41	1.47	1.47
CHEN 3201	8	17	15	10	8	6	4
(%)	11.76	25.00	22.06	14.71	11.76	8.82	5.88
CHEN 3202	3	22	12	12	0	15	4
(%)	4.41	32.35	17.65	17.65	0.00	22.06	5.88
CHEN 3203	10	25	9	10	11	2	1
(%)	14.71	36.76	13.24	14.71	16.18	2.94	1.47
CHEN 3204	4	6	16	13	13	8	8
(%)	5.88	8.82	23.53	19.12	19.12	11.76	11.76
CHEN 3231 / 3232 / 3233	1	5	11	6	19	20	6
(%)	1.47	7.35	16.18	8.82	27.94	29.41	8.82

MECHANICAL ENGINEERING							
No of students: 131							
Paper Code & Percentage	O (≥ 90)	E (80-89)	A (70-79)	B (60-69)	C (50-59)	D (40-49)	F (<40)
HMTS 3201	6	27	38	26	23	10	1
(%)	4.58	20.61	29.01	19.85	17.56	7.63	0.76
CSEN 3206	2	19	24	31	21	24	10
(%)	1.53	14.50	18.32	23.66	16.03	18.32	7.63
MECH 3201	10	15	25	34	18	16	13
(%)	7.63	11.45	19.08	25.95	13.74	12.21	9.92
MECH 3202	12	29	27	22	22	11	8
(%)	9.16	22.14	20.61	16.79	16.79	8.40	6.11
MECH 3251 / 3252 / 3253	10	30	31	19	18	15	8
(%)	7.63	22.90	23.66	14.50	13.74	11.45	6.11
MECH 3261 / 3262 / 3263	18	34	27	27	16	6	3
(%)	13.74	25.95	20.61	20.61	12.21	4.58	2.29

CIVIL ENGINEERING							
No of students: 138							
Paper Code & Percentage	O (≥ 90)	E (80-89)	A (70-79)	B (60-69)	C (50-59)	D (40-49)	F (<40)
HMTS 3201	2	10	25	43	36	21	1
(%)	1.45	7.25	18.12	31.16	26.09	15.22	0.72
CSEN 3206	1	17	26	37	28	20	9
(%)	0.72	12.32	18.84	26.81	20.29	14.49	6.52
CIVL 3201	10	23	29	22	25	18	11
(%)	7.25	16.67	21.01	15.94	18.12	13.04	7.97
CIVL 3202	1	15	35	44	28	13	2
(%)	0.72	10.87	25.36	31.88	20.29	9.42	1.45
CIVL 3203	20	32	23	19	20	13	11
(%)	14.49	23.19	16.67	13.77	14.49	9.42	7.97
CIVL 3231	1	22	37	30	27	13	8
(%)	0.72	15.94	26.81	21.74	19.57	9.42	5.80

ELECTRICAL ENGINEERING							
No of students: 72							
Paper Code & Percentage	O (>= 90)	E (80-89)	A (70-79)	B (60-69)	C (50-59)	D (40-49)	F (<40)
HMTS 3201	1	10	28	20	7	5	1
(%)	1.39	13.89	38.89	27.78	9.72	6.94	1.39
ELEC 3201	8	6	16	17	8	10	7
(%)	11.11	8.33	22.22	23.61	11.11	13.89	9.72
ELEC 3202	2	10	12	9	24	8	7
(%)	2.78	13.89	16.67	12.50	33.33	11.11	9.72
ELEC 3203	7	9	11	16	12	10	7
(%)	9.72	12.50	15.28	22.22	16.67	13.89	9.72
ELEC 3204	10	5	10	13	16	13	5
(%)	13.89	6.94	13.89	18.06	22.22	18.06	6.94
ELEC 3231	9	9	14	13	10	11	6
(%)	12.50	12.50	19.44	18.06	13.89	15.28	8.33

3rd Year- B.Tech (LAB)

COMPUTER SCIENCE & ENGINEERING							
No of students: 144							
Paper Code & Percentage	O (≥ 90)	E (80-89)	A (70-79)	B (60-69)	C (50-59)	D (40-49)	F (<40)
CSEN 3211	53	38	27	14	10	0	2
(%)	36.81	26.39	18.75	9.72	6.94	0.00	1.39
CSEN 3212	21	55	34	17	12	3	2
(%)	14.58	38.19	23.61	11.81	8.33	2.08	1.39
ELEC 3011	24	43	41	21	8	6	1
(%)	16.67	29.86	28.47	14.58	5.56	4.17	0.69
CSEN 3297	52	52	36	4	0	0	0
(%)	36.11	36.11	25.00	2.78	0.00	0.00	0.00
HMTS 3221	52	52	36	4	0	0	0
(%)	36.11	36.11	25.00	2.78	0.00	0.00	0.00

INFORMATION TECHNOLOGY							
No of students: 60							
Paper Code & Percentage	O (≥ 90)	E (80-89)	A (70-79)	B (60-69)	C (50-59)	D (40-49)	F (<40)
INFO 3211	7	18	14	7	5	6	3
(%)	11.67	30.00	23.33	11.67	8.33	10.00	5.00
INFO 3212	23	8	2	4	6	8	9
(%)	38.33	13.33	3.33	6.67	10.00	13.33	15.00
INFO 3213	30	10	4	7	4	2	3
(%)	50.00	16.67	6.67	11.67	6.67	3.33	5.00
INFO 3236 / 3237	20	15	11	7	5	0	2
(%)	33.33	25.00	18.33	11.67	8.33	0.00	3.33
INFO 3221	13	17	13	6	5	5	1
(%)	21.67	28.33	21.67	10.00	8.33	8.33	1.67
HMTS 3221	0	16	26	5	9	3	1
(%)	0.00	26.67	43.33	8.33	15.00	5.00	1.67

ELECTRONICS AND COMMUNICATION ENGINEERING							
No of students: 216							
Paper Code & Percentage	O (≥ 90)	E (80-89)	A (70-79)	B (60-69)	C (50-59)	D (40-49)	F (<40)
ECEN 3211	66	77	31	24	17	1	0
(%)	30.56	35.65	14.35	11.11	7.87	0.46	0.00
ECEN 3212	129	66	19	1	0	1	0
(%)	59.72	30.56	8.80	0.46	0.00	0.46	0.00
HMTS 3221	4	51	63	47	34	17	0
(%)	1.85	23.61	29.17	21.76	15.74	7.87	0.00
ECEN 3221	103	86	15	10	2	0	0
(%)	47.69	39.81	6.94	4.63	0.93	0.00	0.00
ECEN 3222	147	54	13	2	0	0	0
(%)	68.06	25.00	6.02	0.93	0.00	0.00	0.00

BIOTECHNOLOGY							
No of students: 54							
Paper Code & Percentage	O (≥ 90)	E (80-89)	A (70-79)	B (60-69)	C (50-59)	D (40-49)	F (<40)
BIOT 3211	21	26	7	0	0	0	0
(%)	38.89	48.15	12.96	0.00	0.00	0.00	0.00
BIOT 3212	22	19	10	1	1	0	1
(%)	40.74	35.19	18.52	1.85	1.85	0.00	1.85
BIOT 3213	9	28	14	2	0	0	1
(%)	16.67	51.85	25.93	3.70	0.00	0.00	1.85
CSEN 3215	23	17	10	3	0	0	1
(%)	42.59	31.48	18.52	5.56	0.00	0.00	1.85
HMTS 3221	4	27	14	7	1	0	1
(%)	7.41	50.00	25.93	12.96	1.85	0.00	1.85
BIOT 3222	24	23	7	0	0	0	0
(%)	44.44	42.59	12.96	0.00	0.00	0.00	0.00

APPLIED ELECTRONICS AND INSTRUMENTATION ENGINEERING							
No of students: 63							
Paper Code & Percentage	O (>= 90)	E (80-89)	A (70-79)	B (60-69)	C (50-59)	D (40-49)	F (<40)
AEIE 3211	21	28	7	5	2	0	0
(%)	33.33	44.44	11.11	7.94	3.17	0.00	0.00
AEIE 3212	33	24	5	0	0	0	1
(%)	52.38	38.10	7.94	0.00	0.00	0.00	1.59
AEIE 3213	41	11	7	3	0	0	1
(%)	65.08	17.46	11.11	4.76	0.00	0.00	1.59
AEIE 3221	31	28	1	0	3	0	0
(%)	49.21	44.44	1.59	0.00	4.76	0.00	0.00
HMTS 3221	1	15	19	7	10	10	1
(%)	1.59	23.81	30.16	11.11	15.87	15.87	1.59

CHEMICAL ENGINEERING							
No of students: 68							
Paper Code & Percentage	O (>= 90)	E (80-89)	A (70-79)	B (60-69)	C (50-59)	D (40-49)	F (<40)
CHEN 3211	32	15	15	1	5	0	0
(%)	47.06	22.06	22.06	1.47	7.35	0.00	0.00
CHEN 3212	16	27	17	6	0	0	2
(%)	23.53	39.71	25.00	8.82	0.00	0.00	2.94
HMTS 3221	0	8	20	25	14	0	1
(%)	0.00	11.76	29.41	36.76	20.59	0.00	1.47
CHEN 3221	21	30	17	0	0	0	0
(%)	30.88	44.12	25.00	0.00	0.00	0.00	0.00

MECHANICAL ENGINEERING							
No of students: 131							
Paper Code & Percentage	O (>= 90)	E (80-89)	A (70-79)	B (60-69)	C (50-59)	D (40-49)	F (<40)
MECH 3211	41	41	16	15	12	1	5
(%)	31.30	31.30	12.21	11.45	9.16	0.76	3.82
MECH 3212	14	39	32	22	14	6	4
(%)	10.69	29.77	24.43	16.79	10.69	4.58	3.05
CSEN 3216	41	34	25	15	13	1	2
(%)	31.30	25.95	19.08	11.45	9.92	0.76	1.53
MECH 3256 / 3257 / 3258	33	36	33	16	8	2	3
(%)	25.19	27.48	25.19	12.21	6.11	1.53	2.29
HMTS 3221	0	35	37	34	12	10	3
(%)	0.00	26.72	28.24	25.95	9.16	7.63	2.29
MECH 3221	36	57	32	2	0	2	2
(%)	27.48	43.51	24.43	1.53	0.00	1.53	1.53

CIVIL ENGINEERING							
No of students: 138							
Paper Code & Percentage	O (≥ 90)	E (80-89)	A (70-79)	B (60-69)	C (50-59)	D (40-49)	F (<40)
CIVL 3211	23	25	48	36	4	1	1
(%)	16.67	18.12	34.78	26.09	2.90	0.72	0.72
CIVL 3212	34	41	35	19	8	0	1
(%)	24.64	29.71	25.36	13.77	5.80	0.00	0.72
CSEN 3216	44	27	24	31	11	0	1
(%)	31.88	19.57	17.39	22.46	7.97	0.00	0.72
HMTS 3221	2	20	33	39	24	19	1
(%)	1.45	14.49	23.91	28.26	17.39	13.77	0.72
HMTS 3221	11	27	36	42	17	3	2
(%)	7.97	19.57	26.09	30.43	12.32	2.17	1.45

ELECTRICAL ENGINEERING							
No of students: 72							
Paper Code & Percentage	O (≥ 90)	E (80-89)	A (70-79)	B (60-69)	C (50-59)	D (40-49)	F (<40)
ELEC 3211	11	37	19	4	1	0	0
(%)	15.28	51.39	26.39	5.56	1.39	0.00	0.00
ELEC 3212	17	26	20	8	1	0	0
(%)	23.61	36.11	27.78	11.11	1.39	0.00	0.00
ELEC 3213	14	42	11	2	3	0	0
(%)	19.44	58.33	15.28	2.78	4.17	0.00	0.00
ELEC 3214	10	22	31	7	2	0	0
(%)	13.89	30.56	43.06	9.72	2.78	0.00	0.00
HMTS 3221	0	0	10	29	18	15	0
(%)	0.00	0.00	13.89	40.28	25.00	20.83	0.00

Result Analysis - Even Sem. 2017
4th Year (lateral Entry)

COMPUTER SCIENCE & ENGINEERING							
No. of students = 23							
Paper Code & Percentage	O (>=89)	E (80-89)	A (70-79)	B (60-69)	C (50-59)	D (40-49)	F (<40)
HU 801 A	0	0	0	2	6	7	8
(%)	0.00	0.00	0.00	8.70	26.09	30.43	34.78
CS 801 D	0	7	7	6	2	1	0
(%)	0.00	30.43	30.43	26.09	8.70	4.35	0.00
CS 802 B	0	0	5	7	5	6	0
(%)	0.00	0.00	21.74	30.43	21.74	26.09	0.00
Lab Papers							
CS 891	1	11	6	3	2	0	0
(%)	4.35	47.83	26.09	13.04	8.70	0.00	0.00
CS 892	0	4	15	4	0	0	0
(%)	0.00	17.39	65.22	17.39	0.00	0.00	0.00
CS 893	0	5	6	7	5	0	0

INFORMATION TECHNOLOGY							
No. of students = 8							
Paper Code & Percentage	O (>=89)	E (80-89)	A (70-79)	B (60-69)	C (50-59)	D (40-49)	F (<40)
HU 801 B	0	2	0	2	4	0	0
(%)	0.00	25.00	0.00	25.00	50.00	0.00	0.00
IT 801 D	0	1	0	1	4	2	0
(%)	0.00	12.50	0.00	12.50	50.00	25.00	0.00
IT 802 B	0	1	0	1	4	2	0
(%)	0.00	12.50	0.00	12.50	50.00	25.00	0.00
Lab Papers							
IT891	3	3	2	0	0	0	0
(%)	37.50	37.50	25.00	0.00	0.00	0.00	0.00
IT 892	0	3	3	0	2	0	0
(%)	0.00	37.50	37.50	0.00	25.00	0.00	0.00
IT 893	0	1	5	2	0	0	0

ELECTRONICS & COMMUNICATION ENGINEERING							
No. of students = 32							
Paper Code & Percentage	O (>=89)	E (80-89)	A (70-79)	B (60-69)	C (50-59)	D (40-49)	F (<40)
HU 801 A (%)	0	0	2	5	14	9	2
	0.00	0.00	6.25	15.63	43.75	28.13	6.25
EC 801 C (%)	0	2	12	17	0	0	1
	0.00	6.25	37.50	53.13	0.00	0.00	3.13
EC 802 B/C (%)	0	5	18	8	1	0	0
	0.00	15.63	56.25	25.00	3.13	0.00	0.00
Lab Papers							
EC 881 (%)	12	12	6	2	0	0	0
	37.50	37.50	18.75	6.25	0.00	0.00	0.00
EC 882 (%)	4	25	1	2	0	0	0
	12.50	78.13	3.13	6.25	0.00	0.00	0.00
EC 893	0	6	11	13	2	0	0

APPLIED ELECTRONICS & INSTRUMENTATION ENGINEERING							
No. of students = 10							
Paper Code & Percentage	O (>=89)	E (80-89)	A (70-79)	B (60-69)	C (50-59)	D (40-49)	F (<40)
HU 801 A (%)	0	1	1	2	3	3	0
	0.00	10.00	10.00	20.00	30.00	30.00	0.00
EI 801 A (%)	1	3	1	3	1	1	0
	10.00	30.00	10.00	30.00	10.00	10.00	0.00
EI 802 A/B (%)	2	0	5	3	0	0	0
	20.00	0.00	50.00	30.00	0.00	0.00	0.00
Lab Papers							
EI 891 A (%)	2	7	1	0	0	0	0
	20.00	70.00	10.00	0.00	0.00	0.00	0.00
EI 892 (%)	3	1	5	1	0	0	0
	30.00	10.00	50.00	10.00	0.00	0.00	0.00
EI 893 (%)	7	3	0	0	0	0	0
	70.00	30.00	0.00	0.00	0.00	0.00	0.00
EI 894 (%)	0	8	2	0	0	0	0
	0.00	80.00	20.00	0.00	0.00	0.00	0.00

CHEMICAL ENGINEERING							
No. of students = 10							
Paper Code & Percentage	O (>=89)	E (80-89)	A (70-79)	B (60-69)	C (50-59)	D (40-49)	F (<40)
HU 801 B (%)	0	0	1	1	3	4	1
	0.00	0.00	10.00	10.00	30.00	30.00	20.00
CHE 801 A/B (%)	2	2	0	1	2	1	2
	20.00	20.00	0.00	10.00	20.00	10.00	20.00
CHE 802 A/B (%)	0	0	3	5	1	1	0
	0.00	0.00	30.00	50.00	10.00	10.00	0.00
Lab Papers							
CHE 891 (%)	1	4	2	3	0	0	0
	10.00	40.00	20.00	30.00	0.00	0.00	0.00
CHE 892 (%)	0	5	1	3	1	0	0
	0.00	50.00	10.00	30.00	10.00	0.00	0.00
CHE 893	1	1	6	2	0	0	0

MECHANICAL ENGINEERING							
No. of students = 12							
Paper Code & Percentage	O (>=89)	E (80-89)	A (70-79)	B (60-69)	C (50-59)	D (40-49)	F (<40)
HU 801(HU) (%)	0	0	0	2	4	5	1
	0.00	0.00	0.00	16.67	33.33	41.67	8.33
ME802 D (%)	0	1	2	8	1	0	0
	0.00	8.33	16.67	66.67	8.33	0.00	0.00
ME 803 A/D (%)	0	2	6	1	2	1	0
	0.00	16.67	50.00	8.33	16.67	8.33	0.00
ME 803 A/D (%)	0	2	6	1	2	1	0
	0.00	16.67	50.00	8.33	16.67	8.33	0.00
Lab Papers							
ME 881 (%)	0	4	3	4	1	0	0
	0.00	33.33	25.00	33.33	8.33	0.00	0.00
ME 882 (%)	3	4	2	3	0	0	0
	25.00	33.33	16.67	25.00	0.00	0.00	0.00
ME 883	1	2	3	5	1	0	0

CIVIL ENGINEERING							
No. of students = 11							
Paper Code & Percentage	O (>=89)	E (80-89)	A (70-79)	B (60-69)	C (50-59)	D (40-49)	F (<40)
HU 801 A (%)	0	0	1	3	4	3	0
	0.00	0.00	9.09	27.27	36.36	27.27	0.00
CE 801 A (%)	2	4	5	0	0	0	0
	18.18	36.36	45.45	0.00	0.00	0.00	0.00
CE 802 D (%)	1	2	2	4	2	0	0
	9.09	18.18	18.18	36.36	18.18	0.00	0.00
Lab Papers							
CE 891 (%)	1	4	1	4	1	0	0
	9.09	36.36	9.09	36.36	9.09	0.00	0.00
CE 881 (%)	1	6	3	1	0	0	0
	9.09	54.55	27.27	9.09	0.00	0.00	0.00
CE 882	4	1	6	0	0	0	0

ELECTRICAL ENGINEERING							
No. of students = 12							
Paper Code & Percentage	O (>=89)	E (80-89)	A (70-79)	B (60-69)	C (50-59)	D (40-49)	F (<40)
HU 801 A (%)	0	0	1	4	3	4	0
	0.00	0.00	8.33	33.33	25.00	33.33	0.00
EE 801 B (%)	0	1	3	3	4	1	0
	0.00	8.33	25.00	25.00	33.33	8.33	0.00
EE 802 B (%)	0	2	5	3	2	0	0
	0.00	16.67	41.67	25.00	16.67	0.00	0.00
Lab Papers							
EE 881 (%)	3	8	1	0	0	0	0
	25.00	66.67	8.33	0.00	0.00	0.00	0.00
EE 882 (%)	2	10	0	0	0	0	0
	16.67	83.33	0.00	0.00	0.00	0.00	0.00
EE 883	1	4	6	1	0	0	0

Date: 10.02.2017

Prof. Kalarab Ray
Member Secretary,
Academic Council,
Heritage Institute of Technology, Kolkata

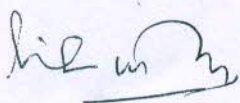
**Sub: Results of Odd Semester Examinations, 2016-17,
Placed for Approval of Academic Council.**

Sir,

Enclosed please find 34 sets of a 30 page document containing result analysis of B.Tech, M.Tech and MCA Odd Semester Examinations including that of 7th semester lateral entry students.


This is being submitted to the Academic Council for perusal and kind approval.

Regards,



Dr. Siddhartha Ray
(Controller of Examinations)

Encl : as above

Received

10.02.17

Controller of Examinations
Heritage Institute of Technology

Result Analysis - Odd Sem, 2016

1st Year- B.Tech (Theory)

Business English

HMTS 1101

Letter Grade	CSE	IT	ECE	BT	AEIE	ChE	ME	CE	EE	Total	%
O (>89)	4	0	5	0	6	6	0	0	0	21	2.28
E (80-89)	27	6	15	14	9	3	7	6	4	91	9.86
A (70-79)	60	20	54	17	19	15	14	18	11	228	24.70
B (60-69)	48	17	49	11	14	13	26	33	11	222	24.05
C (50-59)	25	11	39	11	12	13	32	24	24	191	20.69
D (40-49)	15	7	13	4	3	7	31	21	8	109	11.81
F (<40)	10	1	8	1	0	4	14	19	4	61	6.61
Total Student	189	62	183	58	63	61	124	121	62	923	

Mathematics I

MATH 1101

Letter Grade	CSE	IT	ECE	BT	AEIE	ChE	ME	CE	EE	Total	%
O (>89)	34	6	24	1	6	1	12	5	5	94	10.18
E (80-89)	43	15	44	8	16	12	17	21	10	186	20.15
A (70-79)	31	11	36	3	9	10	24	22	14	160	17.33
B (60-69)	28	12	20	10	14	12	18	20	13	147	15.93
C (50-59)	23	7	25	10	9	11	16	16	5	122	13.22
D (40-49)	10	6	17	8	6	8	12	10	7	84	9.10
F (<40)	20	5	17	18	3	7	25	27	8	130	14.08
Total Student	189	62	183	58	63	61	124	121	62	923	

Engineering Mechanics

MECH 1101

Letter Grade	CSE	IT	ECE	BT	AEIE	ChE	ME	CE	EE	Total	%
O (>89)	7	1	3	0	2	0	10	2	0	25	2.71
E (80-89)	14	11	20	1	1	3	14	10	2	76	8.23
A (70-79)	43	12	39	7	14	5	22	22	10	174	18.85
B (60-69)	49	11	37	10	12	9	17	16	6	167	18.09
C (50-59)	24	11	33	7	13	13	24	23	18	166	17.98
D (40-49)	26	7	35	22	15	19	23	21	15	183	19.83
F (<40)	26	9	16	11	6	12	14	27	11	132	14.30
Total Student	189	62	183	58	63	61	124	121	62	923	

Result Analysis - Odd Sem, 2016

1st Year- B.Tech (Theory)

**Physics I
PHYS 1001**

Letter Grade	BT	ChE	ME	CE	EE	Total	%
O (>89)	2	3	5	6	3	19	4.46
E (80-89)	5	5	8	12	8	38	8.92
A (70-79)	11	10	16	16	10	63	14.79
B (60-69)	6	8	23	15	15	67	15.73
C (50-59)	8	12	21	19	6	66	15.49
D (40-49)	14	14	26	21	9	84	19.72
F (<40)	12	9	25	32	11	89	20.89
Total Student	58	61	124	121	62	426	

**Basic Electronics Engineering
ECEN 1001**

Letter Grade	BT	ChE	ME	CE	EE	Total	%
O (>89)	2	0	0	1	0	3	0.70
E (80-89)	9	6	4	9	4	32	7.51
A (70-79)	10	14	15	13	6	58	13.62
B (60-69)	13	7	18	19	10	67	15.73
C (50-59)	4	15	29	18	15	81	19.01
D (40-49)	10	13	37	35	16	111	26.06
F (<40)	10	6	21	26	11	74	17.37
Total Student	58	61	124	121	62	426	

Result Analysis - Odd Sem, 2016

1st Year- B.Tech (Theory)

Chemistry I

CHEM 1001

Letter Grade	CSE	IT	ECE	AEIE	Total	%
O (>89)	1	0	9	5	15	3.02
E (80-89)	26	3	31	13	73	14.69
A (70-79)	46	18	43	8	115	23.14
B (60-69)	42	13	37	14	106	21.33
C (50-59)	32	7	22	11	72	14.49
D (40-49)	28	13	28	5	74	14.89
F (<40)	14	8	13	7	42	8.45
Total Student	189	62	183	63	497	

Basic Electrical Engineering

ELEC 1001

Letter Grade	CSE	IT	ECE	AEIE	Total	%
O (>89)	4	1	5	4	14	2.82
E (80-89)	12	6	20	10	48	9.66
A (70-79)	32	18	27	4	81	16.30
B (60-69)	37	7	36	12	92	18.51
C (50-59)	31	8	36	12	87	17.51
D (40-49)	44	11	36	10	101	20.32
F (<40)	29	11	23	11	74	14.89
Total Student	189	62	183	63	497	

Result Analysis - Odd Sem, 2016

1st Year- B.Tech (Lab)

Language Practice Lab

HMTS 1111

Letter Grade	CSE	IT	ECE	BT	AEIE	ChE	ME	CE	EE	Total	%
O (>89)	0	0	0	0	3	0	0	0	1	4	0.43
E (80-89)	9	1	8	19	18	17	3	2	9	86	9.32
A (70-79)	42	6	33	21	17	15	23	19	22	198	21.45
B (60-69)	63	24	73	14	15	16	31	39	25	300	32.50
C (50-59)	40	15	32	3	4	8	35	31	3	171	18.53
D (40-49)	25	11	29	0	5	1	25	24	1	121	13.11
F (<40)	10	5	8	1	1	4	7	6	1	43	4.66
Total Student	189	62	183	58	63	61	124	121	62	923	

Co-curricular Activities

HMTS 1121

Letter Grade	CSE	IT	ECE	BT	AEIE	ChE	ME	CE	EE	Total	%
O (>89)	44	18	7	5	0	5	19	1	0	99	10.73
E (80-89)	52	36	71	20	33	14	59	47	9	341	36.94
A (70-79)	28	5	57	12	10	7	14	19	13	165	17.88
B (60-69)	35	1	34	15	2	16	6	7	19	135	14.63
C (50-59)	13	0	7	4	16	19	14	22	14	109	11.81
D (40-49)	17	2	7	2	2	0	12	25	7	74	8.02
F (<40)	0	0	0	0	0	0	0	0	0	0	0.00
Total Student	189	62	183	58	63	61	124	121	62	923	

Result Analysis - Odd Sem, 2016

1st Year- B.Tech (Lab)

Workshop Practice

MECH 1011

Letter Grade	BT	ChE	ME	CE	EE	Total	%
O (>89)	1	6	13	2	0	22	5.16
E (80-89)	15	23	42	15	8	103	24.18
A (70-79)	26	16	37	40	24	143	33.57
B (60-69)	11	11	21	28	22	93	21.83
C (50-59)	3	3	7	20	6	39	9.15
D (40-49)	1	1	2	15	1	20	4.69
F (<40)	1	1	2	1	1	6	1.41
Total Student	58	61	124	121	62	426	

Physics I Lab

PHYS 1011

Letter Grade	BT	ChE	ME	CE	EE	Total	%
O (>89)	13	12	10	12	5	52	12.21
E (80-89)	14	24	26	33	16	113	26.53
A (70-79)	10	12	26	26	13	87	20.42
B (60-69)	11	6	32	16	14	79	18.54
C (50-59)	5	5	10	11	9	40	9.39
D (40-49)	4	1	15	20	4	44	10.33
F (<40)	1	1	5	3	1	11	2.58
Total Student	58	61	124	121	62	426	

Basic Electronics Engineering Lab

ECEN 1011

Letter Grade	BT	ChE	ME	CE	EE	Total	%
O (>89)	21	18	33	22	17	111	26.06
E (80-89)	22	21	37	38	27	145	34.04
A (70-79)	13	21	40	28	11	113	26.53
B (60-69)	1	0	9	19	1	30	7.04
C (50-59)	0	0	4	12	5	21	4.93
D (40-49)	0	0	0	0	0	0	0.00
F (<40)	1	1	1	2	1	6	1.41
Total Student	58	61	124	121	62	426	

Result Analysis - Odd Sem, 2016

1st Year- B.Tech (Lab)

**Engineering Drawing
MECH 1012**

Letter Grade	CSE	IT	ECE	AEIE	Total	%
O (>89)	7	0	5	4	16	3.22
E (80-89)	40	9	32	20	101	20.32
A (70-79)	57	20	39	19	135	27.16
B (60-69)	40	12	44	12	108	21.73
C (50-59)	22	11	27	5	65	13.08
D (40-49)	16	7	31	3	57	11.47
F (<40)	7	3	5	0	15	3.02
Total Student	189	62	183	63	497	

**Chemistry I Lab
CHEM 1011**

Letter Grade	CSE	IT	ECE	AEIE	Total	%
O (>89)	49	16	100	31	196	39.44
E (80-89)	47	29	64	20	160	32.19
A (70-79)	51	11	15	10	87	17.51
B (60-69)	28	2	2	2	34	6.84
C (50-59)	10	2	0	0	12	2.41
D (40-49)	0	0	0	0	0	0.00
F (<40)	4	2	2	0	8	1.61
Total Student	189	62	183	63	497	

**Basic Electrical Engineering Lab
ELEC 1011**

Letter Grade	CSE	IT	ECE	AEIE	Total	%
O (>89)	20	17	26	7	70	14.08
E (80-89)	57	19	72	24	172	34.61
A (70-79)	54	9	59	25	147	29.58
B (60-69)	40	9	18	6	73	14.69
C (50-59)	11	4	5	1	21	4.23
D (40-49)	2	2	0	0	4	0.80
F (<40)	5	2	3	0	10	2.01
Total Student	189	62	183	63	497	

Result Analysis - Odd Sem, 2016

MCA

1st Semester (No. of Students = 57)

Letter Grade	HMTS 1102	MCAP 1101	MCAP 1102	MCAP 1103	MCAP 1104	MCAP 1105
O (>89)	0	0	2	6	1	0
%	0.00	0.00	3.51	10.53	1.75	0.00
E (80-89)	6	10	6	9	5	10
%	10.53	17.54	10.53	15.79	8.77	17.54
A (70-79)	11	10	4	7	11	13
%	19.30	17.54	7.02	12.28	19.30	22.81
B (60-69)	14	12	7	8	11	19
%	24.56	21.05	12.28	14.04	19.30	33.33
C (50-59)	15	16	20	14	12	8
%	26.32	28.07	35.09	24.56	21.05	14.04
D (40-49)	6	4	13	7	9	6
%	10.53	7.02	22.81	12.28	15.79	10.53
F (<40)	5	5	5	6	8	1
%	8.77	8.77	8.77	10.53	14.04	1.75

M.Tech Result Analysis
1st Year, Odd Sem-2016

Computer Science & Engineering

No. of students = 9

Theory Papers:

Paper Code & Percentage	O (>89)	E (80-89)	A (70-79)	B (60-69)	C (50-59)	D (40-49)	F (<40)
MATH 5102 (%)	0	1	0	2	2	2	2
	0.00	11.11	0.00	22.22	22.22	22.22	22.22
CSEN 5102 (%)	0	1	0	1	3	4	0
	0.00	11.11	0.00	11.11	33.33	44.44	0.00
CSEN 5103 (%)	1	1	0	2	3	2	0
	11.11	11.11	0.00	22.22	33.33	22.22	0.00
CSEN 5104 (%)	1	0	2	2	0	2	2
	11.11	0.00	22.22	22.22	0.00	22.22	22.22
CSEN 5105 (%)	2	1	3	2	1	0	0
	22.22	11.11	33.33	22.22	11.11	0.00	0.00

Lab Papers:

CSEN 5113 (%)	1	4	1	1	0	2	0
	11.11	44.44	11.11	11.11	0.00	22.22	0.00
CSEN 5114 (%)	0	2	2	1	1	2	1
	0.00	22.22	22.22	11.11	11.11	22.22	11.11
CSEN 5197 (%)	1	7	0	0	1	0	0
	11.11	77.78	0.00	0.00	11.11	0.00	0.00

Electronics & Communication Engineering

No. of students = 6

Theory Papers:

Paper Code & Percentage	O (>89)	E (80-89)	A (70-79)	B (60-69)	C (50-59)	D (40-49)	F (<40)
MATH 5103 (%)	0	4	1	1	0	0	0
	0.00	66.67	16.67	16.67	0.00	0.00	0.00
ECEN 5101 (%)	1	2	3	0	0	0	0
	16.67	33.33	50.00	0.00	0.00	0.00	0.00
ECEN 5102 (%)	2	2	1	0	1	0	0
	33.33	33.33	16.67	0.00	16.67	0.00	0.00
ECEN 5103 (%)	0	2	2	2	0	0	0
	0.00	33.33	33.33	33.33	0.00	0.00	0.00
ECEN 5132 (%)	0	3	2	0	1	0	0
	0.00	50.00	33.33	0.00	16.67	0.00	0.00

Lab Papers:

ECEN 5111 (%)	6	0	0	0	0	0	0
	100.00	0.00	0.00	0.00	0.00	0.00	0.00
ECEN 5112 (%)	3	3	0	0	0	0	0
	50.00	50.00	0.00	0.00	0.00	0.00	0.00
ECEN 5121 (%)	6	0	0	0	0	0	0
	100.00	0.00	0.00	0.00	0.00	0.00	0.00

VLSI

No. of students = 4

Theory Papers:

Paper Code & Percentage	O (>89)	E (80-89)	A (70-79)	B (60-69)	C (50-59)	D (40-49)	F (<40)
MATH 5103 (%)	1	0	2	1	0	0	0
	25.00	0.00	50.00	25.00	0.00	0.00	0.00
VLSI 5101 (%)	0	0	2	2	0	0	0
	0.00	0.00	50.00	50.00	0.00	0.00	0.00
VLSI 5102 (%)	0	1	3	0	0	0	0
	0.00	25.00	75.00	0.00	0.00	0.00	0.00
VLSI 5103 (%)	0	2	1	0	1	0	0
	0.00	50.00	25.00	0.00	25.00	0.00	0.00
VLSI 5131 (%)	0	3	0	1	0	0	0
	0.00	75.00	0.00	25.00	0.00	0.00	0.00

Lab Papers:

VLSI 5111 (%)	4	0	0	0	0	0	0
	100.00	0.00	0.00	0.00	0.00	0.00	0.00
VLSI 5112 (%)	1	3	0	0	0	0	0
	25.00	75.00	0.00	0.00	0.00	0.00	0.00
VLSI 5121 (%)	0	4	0	0	0	0	0
	0.00	100.00	0.00	0.00	0.00	0.00	0.00

Biotechnology

No. of students = 7

Theory Papers:

Paper Code & Percentage	O (>89)	E (80-89)	A (70-79)	B (60-69)	C (50-59)	D (40-49)	F (<40)
BIOT 5101 (%)	0	1	2	3	1	0	0
	0.00	14.29	28.57	42.86	14.29	0.00	0.00
BIOT 5102 (%)	1	6	0	0	0	0	0
	14.29	85.71	0.00	0.00	0.00	0.00	0.00
BIOT 5103 (%)	0	3	3	1	0	0	0
	0.00	42.86	42.86	14.29	0.00	0.00	0.00
BIOT 5104 (%)	0	5	2	0	0	0	0
	0.00	71.43	28.57	0.00	0.00	0.00	0.00
BIOT 5131/3132 (%)	0	5	2	0	0	0	0
	0.00	71.43	28.57	0.00	0.00	0.00	0.00

Lab Papers:

BIOT 5111 (%)	1	4	2	0	0	0	0
	14.29	57.14	28.57	0.00	0.00	0.00	0.00
BIOT 5112 (%)	0	1	4	2	0	0	0
	0.00	14.29	57.14	28.57	0.00	0.00	0.00
BIOT 5121 (%)	2	5	0	0	0	0	0
	28.57	71.43	0.00	0.00	0.00	0.00	0.00

AEIE

No. of students = 5

Theory Papers:

Paper Code & Percentage	O (>89)	E (80-89)	A (70-79)	B (60-69)	C (50-59)	D (40-49)	F (<40)
MATH 5101 (%)	1	0	3	1	0	0	0
	20.00	0.00	60.00	20.00	0.00	0.00	0.00
AEIE 5101 (%)	0	2	2	1	0	0	0
	0.00	40.00	40.00	20.00	0.00	0.00	0.00
AEIE 5102 (%)	0	2	2	0	1	0	0
	0.00	40.00	40.00	0.00	20.00	0.00	0.00
AEIE 5103 (%)	0	2	2	1	0	0	0
	0.00	40.00	40.00	20.00	0.00	0.00	0.00
AEIE 5131 (%)	0	1	3	1	0	0	0
	0.00	20.00	60.00	20.00	0.00	0.00	0.00

Lab Papers:

AEIE 5111 (%)	4	1	0	0	0	0	0
	80.00	20.00	0.00	0.00	0.00	0.00	0.00
AEIE 5112 (%)	4	1	0	0	0	0	0
	80.00	20.00	0.00	0.00	0.00	0.00	0.00
AEIE 5121 (%)	2	3	0	0	0	0	0
	0.40	0.60	0.00	0.00	0.00	0.00	0.00

RE

No. of students = 4

Theory Papers:

Paper Code & Percentage	O (>89)	E (80-89)	A (70-79)	B (60-69)	C (50-59)	D (40-49)	F (<40)
REEN 5101 (%)	1	0	3	0	0	0	0
	25.00	0.00	75.00	0.00	0.00	0.00	0.00
REEN 5102 (%)	1	0	2	0	1	0	0
	25.00	0.00	50.00	0.00	25.00	0.00	0.00
REEN 5103 (%)	0	0	1	3	0	0	0
	0.00	0.00	25.00	75.00	0.00	0.00	0.00
REEN 5104 (%)	0	0	1	0	3	0	0
	0.00	0.00	25.00	0.00	75.00	0.00	0.00
REEN 5141/42 (%)	2	0	0	0	1	1	0
	50.00	0.00	0.00	0.00	25.00	25.00	0.00

Lab Papers:

REEN 5111 (%)	1	3	0	0	0	0	0
	25.00	75.00	0.00	0.00	0.00	0.00	0.00
REEN 5112 (%)	1	3	0	0	0	0	0
	25.00	75.00	0.00	0.00	0.00	0.00	0.00
REEN 5121 (%)	1	2	1	0	0	0	0
	25.00	50.00	25.00	0.00	0.00	0.00	0.00

Result Analysis (B.Tech / Theory Papers)
2nd Year, Odd Sem-2016

Computer Science & Engineering

No. of students = 234

Paper Code & Percentage	O (>89)	E (80-89)	A (70-79)	B (70-79)	C (60-69)	D (40-49)	F (<40)
CSEN 2101 (%)	16	39	52	35	30	32	30
	6.84	16.67	22.22	14.96	12.82	13.68	12.82
CSEN 2102 (%)	20	33	55	41	37	30	18
	8.55	14.10	23.50	17.52	15.81	12.82	7.69
CSEN 2103 (%)	30	57	46	40	22	22	17
	12.82	24.36	19.66	17.09	9.40	9.40	7.26
ECEN 2104 (%)	2	23	46	60	57	26	20
	0.85	9.83	19.66	25.64	24.36	11.11	8.55
CHEM 2001 (%)	2	27	50	54	59	22	20
	0.85	11.54	21.37	23.08	25.21	9.40	8.55
HMTS 2001 (%)	0	13	60	78	59	18	6
	0.00	5.56	25.64	33.33	25.21	7.69	2.56

Information Technology

No. of students = 69

Paper Code & Percentage	O (>89)	E (80-89)	A (70-79)	B (70-79)	C (60-69)	D (40-49)	F (<40)
PHYS 2001 (%)	0	1	1	9	10	22	26
	0.00	1.45	1.45	13.04	14.49	31.88	37.68
MATH 2002 (%)	5	7	8	17	14	11	7
	7.25	10.14	11.59	24.64	20.29	15.94	10.14
CHEM 2001 (%)	0	1	7	18	17	19	7
	0.00	1.45	10.14	26.09	24.64	27.54	10.14
CSEN 2001 (%)	3	20	10	9	9	12	6
	4.35	28.99	14.49	13.04	13.04	17.39	8.70
INFO 2101 (%)	2	6	7	5	7	24	18
	2.90	8.70	10.14	7.25	10.14	34.78	26.09
INFO 2102 (%)	0	2	0	10	13	27	17
	0.00	2.90	0.00	14.49	18.84	39.13	24.64
HMTS 2001 (%)	0	1	8	16	25	12	7
	0.00	1.45	11.59	23.19	36.23	17.39	10.14

Electronics & Communication Engineering

No. of students = 219

Paper Code & Percentage	O (>89)	E (80-89)	A (70-79)	B (70-79)	C (60-69)	D (40-49)	F (<40)
MATH 2001 (%)	17	26	38	39	34	35	30
	7.76	11.87	17.35	17.81	15.53	15.98	13.70
MATH 2002 (%)	13	39	55	32	39	26	15
	5.94	17.81	25.11	14.61	17.81	11.87	6.85
ELEC 2102 (%)	2	3	15	33	47	68	51
	0.91	1.37	6.85	15.07	21.46	31.05	23.29
ECEN 2101 (%)	6	22	36	45	46	41	23
	2.74	10.05	16.44	20.55	21.00	18.72	10.50
ECEN 2102 (%)	6	32	44	34	42	36	25
	2.74	14.61	20.09	15.53	19.18	16.44	11.42
ECEN 2103 (%)	8	10	36	49	39	39	38
	3.65	4.57	16.44	22.37	17.81	17.81	17.35
HMTS 2001 (%)	0	8	37	86	63	16	9
	0.00	3.65	16.89	39.27	28.77	7.31	4.11

Biotechnology

No. of students = 59

Paper Code & Percentage	O (>89)	E (80-89)	A (70-79)	B (70-79)	C (60-69)	D (40-49)	F (<40)
CHEM 2001 (%)	6	9	14	15	11	3	1
	10.17	15.25	23.73	25.42	18.64	5.08	1.69
BIOT 2101 (%)	5	4	16	6	11	12	5
	8.47	6.78	27.12	10.17	18.64	20.34	8.47
BIOT 2102 (%)	11	8	13	8	6	7	6
	18.64	13.56	22.03	13.56	10.17	11.86	10.17
BIOT 2103 (%)	5	15	20	9	7	1	2
	8.47	25.42	33.90	15.25	11.86	1.69	3.39
BIOT 2104 (%)	3	13	14	16	8	3	2
	5.08	22.03	23.73	27.12	13.56	5.08	3.39
HMTS 2002 (%)	1	8	22	18	7	1	2
	1.69	13.56	37.29	30.51	11.86	1.69	3.39

Applied Electronics & Instrumentation Engineering

No. of students = 68

Paper Code & Percentage	O (>89)	E (80-89)	A (70-79)	B (70-79)	C (60-69)	D (40-49)	F (<40)
MATH 2001 (%)	2	8	10	16	14	8	10
	2.94	11.76	14.71	23.53	20.59	11.76	14.71
MATH 2002 (%)	5	11	16	17	10	5	4
	7.35	16.18	23.53	25.00	14.71	7.35	5.88
CSEN 2001 (%)	0	6	30	16	6	6	4
	0.00	8.82	44.12	23.53	8.82	8.82	5.88
AEIE 2101 (%)	0	2	8	11	19	17	11
	0.00	2.94	11.76	16.18	27.94	25.00	16.18
AEIE 2102 (%)	4	4	14	17	15	7	7
	5.88	5.88	20.59	25.00	22.06	10.29	10.29
HMTS 2001 (%)	0	3	20	17	21	6	1
	0.00	4.41	29.41	25.00	30.88	8.82	1.47

Chemical Engineering

No. of students = 73

Paper Code & Percentage	O (>89)	E (80-89)	A (70-79)	B (70-79)	C (60-69)	D (40-49)	F (<40)
CHEM 2001 (%)	1	9	18	14	20	9	2
	1.37	12.33	24.66	19.18	27.40	12.33	2.74
CHEN 2101 (%)	15	10	13	9	13	8	5
	20.55	13.70	17.81	12.33	17.81	10.96	6.85
CHEN 2102 (%)	6	8	15	21	7	9	7
	8.22	10.96	20.55	28.77	9.59	12.33	9.59
CHEN 2103 (%)	1	11	10	18	16	10	7
	1.37	15.07	13.70	24.66	21.92	13.70	9.59
CHEN 2104 (%)	1	2	14	12	20	22	2
	1.37	2.74	19.18	16.44	27.40	30.14	2.74
HMTS 2002 (%)	0	1	15	14	25	14	4
	0.00	1.37	20.55	19.18	34.25	19.18	5.48

Mechanical Engineering

No. of students = 147

Paper Code & Percentage	O (>89)	E (80-89)	A (70-79)	B (70-79)	C (60-69)	D (40-49)	F (<40)
PHYS 2001 (%)	3	4	9	12	30	40	49
	2.04	2.72	6.12	8.16	20.41	27.21	33.33
MECH 2101 (%)	8	13	33	30	24	23	16
	5.44	8.84	22.45	20.41	16.33	15.65	10.88
MECH 2102 (%)	2	5	22	33	27	35	23
	1.36	3.40	14.97	22.45	18.37	23.81	15.65
MECH 2103 (%)	26	35	21	21	11	18	15
	17.69	23.81	14.29	14.29	7.48	12.24	10.20
MECH 2104 (%)	0	11	38	46	28	13	11
	0.00	7.48	25.85	31.29	19.05	8.84	7.48
MECH 2105 (%)	8	17	25	39	27	17	14
	5.44	11.56	17.01	26.53	18.37	11.56	9.52
HMTS 2002 (%)	1	2	20	47	49	17	11
	0.68	1.36	13.61	31.97	33.33	11.56	7.48

Civil Engineering

No. of students = 147

Paper Code & Percentage	O (>89)	E (80-89)	A (70-79)	B (70-79)	C (60-69)	D (40-49)	F (<40)
MATH 2001 (%)	8	10	16	15	29	27	42
	5.44	6.80	10.88	10.20	19.73	18.37	28.57
CIVL 2101 (%)	15	37	27	26	19	9	14
	10.20	25.17	18.37	17.69	12.93	6.12	9.52
CIVL 2102 (%)	12	22	31	24	27	13	18
	8.16	14.97	21.09	16.33	18.37	8.84	12.24
CIVL 2103 (%)	9	29	49	36	12	2	10
	6.12	19.73	33.33	24.49	8.16	1.36	6.80
CIVL 2104 (%)	3	9	38	44	29	12	12
	2.04	6.12	25.85	29.93	19.73	8.16	8.16
HMTS 2002 (%)	0	5	17	30	48	33	14
	0.00	3.40	11.56	20.41	32.65	22.45	9.52

Electrical Engineering

No. of students = 74

Paper Code & Percentage	O (>89)	E (80-89)	A (70-79)	B (70-79)	C (60-69)	D (40-49)	F (<40)
MATH 2001 (%)	7	6	10	11	13	12	15
	9.46	8.11	13.51	14.86	17.57	16.22	20.27
PHYS 2001 (%)	5	4	6	12	11	15	21
	6.76	5.41	8.11	16.22	14.86	20.27	28.38
ELEC 2101 (%)	2	5	9	15	9	21	13
	2.70	6.76	12.16	20.27	12.16	28.38	17.57
ELEC 2102 (%)	3	7	8	13	11	18	14
	4.05	9.46	10.81	17.57	14.86	24.32	18.92
ELEC 2103 (%)	2	7	7	13	11	15	19
	2.70	9.46	9.46	17.57	14.86	20.27	25.68
HMTS 2002 (%)	0	4	14	19	17	15	5
	0.00	5.41	18.92	25.68	22.97	20.27	6.76

Result Analysis (B.Tech / Lab)

2nd Year, Odd Sem-2016

Computer Science & Engineering

Total No. of students = 234

Paper Code & Percentage	O (>89)	E (80-89)	A (70-79)	B (70-79)	C (60-69)	D (40-49)	F (<40)
CSEN 2111 (%)	43	53	30	23	32	49	4
	18.38	22.65	12.82	9.83	13.68	20.94	1.71
CSEN 2112 (%)	63	77	39	29	11	11	4
	26.92	32.91	16.67	12.39	4.70	4.70	1.71
CSEN 2113 (%)	64	32	45	28	50	10	5
	27.35	13.68	19.23	11.97	21.37	4.27	2.14
ECEN 2114 (%)	88	52	61	29	2	0	2
	37.61	22.22	26.07	12.39	0.85	0.00	0.85

Information Technology

Total No. of students = 69

Paper Code & Percentage	O (>89)	E (80-89)	A (70-79)	B (70-79)	C (60-69)	D (40-49)	F (<40)
MATH 2012 (%)	9	18	17	19	3	2	1
	13.04	26.09	24.64	27.54	4.35	2.90	1.45
PHYS 2011 (%)	0	14	12	14	10	16	3
	0.00	20.29	17.39	20.29	14.49	23.19	4.35
CSEN 2011 (%)	23	15	12	10	6	1	2
	33.33	21.74	17.39	14.49	8.70	1.45	2.90
INFO 2112 (%)	10	6	10	15	9	6	13
	14.49	8.70	14.49	21.74	13.04	8.70	18.84

Electronics & Communication Engineering

Total No. of students = 219

Paper Code & Percentage	O (>89)	E (80-89)	A (70-79)	B (70-79)	C (60-69)	D (40-49)	F (<40)
MATH 2012 (%)	57	46	49	47	16	2	2
	26.03	21.00	22.37	21.46	7.31	0.91	0.91
ECEN 2111 (%)	29	94	68	23	4	0	1
	13.24	42.92	31.05	10.50	1.83	0.00	0.46
ECEN 2112 (%)	42	34	43	45	23	23	9
	19.18	15.53	19.63	20.55	10.50	10.50	4.11
ECEN 2113 (%)	83	59	53	9	13	0	2
	37.90	26.94	24.20	4.11	5.94	0.00	0.91
ELEC 2112 (%)	102	65	41	8	0	0	3
	46.58	29.68	18.72	3.65	0.00	0.00	1.37

Biotechnology

Total No. of students = 59

Paper Code & Percentage	O (>89)	E (80-89)	A (70-79)	B (70-79)	C (60-69)	D (40-49)	F (<40)
BIOT 2111 (%)	11	42	4	0	0	0	2
	18.64	71.19	6.78	0.00	0.00	0.00	3.39
BIOT 2112 (%)	18	34	5	0	1	0	1
	30.51	57.63	8.47	0.00	1.69	0.00	1.69
BIOT 2113 (%)	13	17	16	9	2	0	2
	22.03	28.81	27.12	15.25	3.39	0.00	3.39

Applied Electronics & Instrumentation Engineering

Total No. of students = 68

Paper Code & Percentage	O (>89)	E (80-89)	A (70-79)	B (70-79)	C (60-69)	D (40-49)	F (<40)
MATH 2012 (%)	20	24	18	4	2	0	0
	29.41	35.29	26.47	5.88	2.94	0.00	0.00
CSEN 2011 (%)	19	15	15	7	7	4	1
	27.94	22.06	22.06	10.29	10.29	5.88	1.47
AEIE 2111 (%)	22	35	10	1	0	0	0
	32.35	51.47	14.71	1.47	0.00	0.00	0.00
AEIE 2112 (%)	28	24	13	3	0	0	0
	41.18	35.29	19.12	4.41	0.00	0.00	0.00

Chemical Engineering

Total No. of students = 73

Paper Code & Percentage	O (>89)	E (80-89)	A (70-79)	B (70-79)	C (60-69)	D (40-49)	F (<40)
CHEN 2111 (%)	14	28	17	13	0	0	1
	19.18	38.36	23.29	17.81	0.00	0.00	1.37
CHEN 2112 (%)	15	32	21	3	1	0	1
	20.55	43.84	28.77	4.11	1.37	0.00	1.37
CHEN 2113 (%)	19	30	23	0	0	0	1
	26.03	41.10	31.51	0.00	0.00	0.00	1.37
CHEN 2114 (%)	24	19	23	6	0	0	1
	32.88	26.03	31.51	8.22	0.00	0.00	1.37

Mechanical Engineering

Total No. of students = 147

Paper Code & Percentage	O (>89)	E (80-89)	A (70-79)	B (70-79)	C (60-69)	D (40-49)	F (<40)
HMTS 2011 (%)	0	26	56	40	17	3	5
	0.00	17.69	38.10	27.21	11.56	2.04	3.40
MECH 2111 (%)	18	54	50	16	4	2	3
	12.24	36.73	34.01	10.88	2.72	1.36	2.04
MECH 2112 (%)	9	48	52	20	10	5	3
	6.12	32.65	35.37	13.61	6.80	3.40	2.04
MECH 2113 (%)	6	32	71	26	9	0	3
	4.08	21.77	48.30	17.69	6.12	0.00	2.04

Civil Engineering

Total No. of students = 147

Paper Code & Percentage	O (>89)	E (80-89)	A (70-79)	B (70-79)	C (60-69)	D (40-49)	F (<40)
CIVL 2111 (%)	27	41	49	24	0	0	6
	18.37	27.89	33.33	16.33	0.00	0.00	4.08
CIVL 2112 (%)	23	77	36	5	0	0	6
	15.65	52.38	24.49	3.40	0.00	0.00	4.08
HMTS 2011 (%)	0	8	44	54	17	13	11
	0.00	5.44	29.93	36.73	11.56	8.84	7.48
CIVL 2121 (%)	54	55	26	4	2	0	6
	36.73	37.41	17.69	2.72	1.36	0.00	4.08
CIVL 2122 (%)	18	43	44	34	2	0	6
	12.24	29.25	29.93	23.13	1.36	0.00	4.08

Electrical Engineering

Total No. of students = 74

Paper Code & Percentage	O (>89)	E (80-89)	A (70-79)	B (70-79)	C (60-69)	D (40-49)	F (<40)
PHYS 2111 (%)	12	20	13	13	9	4	3
	16.22	27.03	17.57	17.57	12.16	5.41	4.05
ELEC 2111 (%)	7	22	21	13	7	1	3
	9.46	29.73	28.38	17.57	9.46	1.35	4.05
ELEC 2112 (%)	8	25	23	12	2	0	4
	10.81	33.78	31.08	16.22	2.70	0.00	5.41
HMTS 2011 (%)	0	2	23	35	7	3	4
	0.00	2.70	31.08	47.30	9.46	4.05	5.41

M.Tech Result Analysis
2nd Year, Odd Sem-2016

Computer Science & Engineering

No. of students = 13

Theory Papers:

Paper Code & Percentage	O (>89)	E (80-89)	A (70-79)	B (60-69)	C (50-59)	D (40-49)	F (<40)
CSEN 6101 (%)	0	1	4	7	0	1	0
	0.00	7.69	30.77	53.85	0.00	7.69	0.00
CSEN 6141 / 6142 (%)	0	2	2	8	1	0	0
	0.00	15.38	15.38	61.54	7.69	0.00	0.00
CSEN 6153 (%)	1	3	1	5	1	2	0
	7.69	23.08	7.69	38.46	7.69	15.38	0.00

Lab Papers:

CSEN 6195 (%)	3	4	3	3	0	0	0
	23.08	30.77	23.08	23.08	0.00	0.00	0.00

Electronics & Communication Engineering

No. of students = 18

Theory Papers:

Paper Code & Percentage	O (>89)	E (80-89)	A (70-79)	B (60-69)	C (50-59)	D (40-49)	F (<40)
HMTS 6101 (%)	7	4	5	1	0	1	0
	38.89	22.22	27.78	5.56	0.00	5.56	0.00
ECEN 6132 (%)	4	7	3	3	1	0	0
	22.22	38.89	16.67	16.67	5.56	0.00	0.00
ECEN 6141 (%)	5	7	3	3	0	0	0
	27.78	38.89	16.67	16.67	0.00	0.00	0.00

Lab Papers:

ECEN 6121 (%)	14	4	0	0	0	0	0
	77.78	22.22	0.00	0.00	0.00	0.00	0.00

VLSI

No. of students = 9

Theory Papers:

Paper Code & Percentage	O (>89)	E (80-89)	A (70-79)	B (60-69)	C (50-59)	D (40-49)	F (<40)
HMTS 6101 (%)	4	2	1	1	1	0	0
	44.44	22.22	11.11	11.11	11.11	0.00	0.00
VLSI 6101 (%)	0	1	3	2	3	0	0
	0.00	11.11	33.33	22.22	33.33	0.00	0.00

Lab Papers:

VLSI 6111 (%)	3	4	2	0	0	0	0
	33.33	44.44	22.22	0.00	0.00	0.00	0.00
VLSI 6121 (%)	6	1	1	1	0	0	0
	66.67	11.11	11.11	11.11	0.00	0.00	0.00

Biotechnology

No. of students = 7

Theory Papers:

Paper Code & Percentage	O (>89)	E (80-89)	A (70-79)	B (60-69)	C (50-59)	D (40-49)	F (<40)
BIOT 6101 (%)	2	1	0	1	1	2	0
	28.57	14.29	0.00	14.29	14.29	28.57	0.00
BIOT 6102 (%)	0	3	2	2	0	0	0
	0.00	42.86	28.57	28.57	0.00	0.00	0.00
BIOT 6152/6153 (%)	3	2	2	0	0	0	0
	42.86	28.57	28.57	0.00	0.00	0.00	0.00

Lab Papers:

BIOT 6111 (%)	4	2	1	0	0	0	0
	57.14	28.57	14.29	0.00	0.00	0.00	0.00
BIOT 6121 (%)	7	0	0	0	0	0	0
	100.00	0.00	0.00	0.00	0.00	0.00	0.00

AEIE

No. of students = 8

Theory Papers:

Paper Code & Percentage	O (>89)	E (80-89)	A (70-79)	B (60-69)	C (50-59)	D (40-49)	F (<40)
AEIE 6133 (%)	0	3	4	0	1	0	0
	0.00	37.50	50.00	0.00	12.50	0.00	0.00
AEIE 6141 (%)	0	3	1	1	2	1	0
	0.00	37.50	12.50	12.50	25.00	12.50	0.00
AEIE 6151 (%)	1	1	1	3	1	1	0
	12.50	12.50	12.50	37.50	12.50	12.50	0.00

Lab Papers:

AEIE 6121 (%)	0	0	3	5	0	0	0
	0.00	0.00	37.50	62.50	0.00	0.00	0.00

IT

No. of students = 2

Theory Papers:

Paper Code & Percentage	O (>89)	E (80-89)	A (70-79)	B (60-69)	C (50-59)	D (40-49)	F (<40)
INFO 6101 (%)	0	1	1	0	0	0	0
	0.00	50.00	50.00	0.00	0.00	0.00	0.00
INFO 6151 (%)	0	2	0	0	0	0	0
	0.00	100.00	0.00	0.00	0.00	0.00	0.00
INFO 6155 (%)	0	0	2	0	0	0	0
	0.00	0.00	100.00	0.00	0.00	0.00	0.00

Lab Papers:

INFO 6191 (%)	0	0	0	1	1	0	0
	0.00	0.00	0.00	50.00	50.00	0.00	0.00

Result Analysis (B.Tech / Theory Papers)
3rd Year, Odd Sem-2016

Computer Science & Engineering

No. of students = 149

Paper Code & Percentage	O (>89)	E (80-89)	A (70-79)	B (60-69)	C (50-59)	D (40-49)	F (<40)
CSEN 3101 (%)	11	22	30	25	22	16	23
	7.38	14.77	20.13	16.78	14.77	10.74	15.44
CSEN 3102 (%)	6	35	54	27	16	6	5
	4.03	23.49	36.24	18.12	10.74	4.03	3.36
CSEN 3103 (%)	15	46	42	21	13	7	5
	10.07	30.87	28.19	14.09	8.72	4.70	3.36
AEIE 3105 (%)	4	27	36	41	18	13	10
	2.68	18.12	24.16	27.52	12.08	8.72	6.71
HMTS 3101 (%)	6	31	43	29	19	10	11
	4.03	20.81	28.86	19.46	12.75	6.71	7.38

Information Technology

No. of students = 61

Paper Code & Percentage	O (>89)	E (80-89)	A (70-79)	B (60-69)	C (50-59)	D (40-49)	F (<40)
INFO 3101 (%)	2	12	15	9	3	14	6
	3.28	19.67	24.59	14.75	4.92	22.95	9.84
INFO 3102 (%)	10	15	4	11	10	5	6
	16.39	24.59	6.56	18.03	16.39	8.20	9.84
INFO 3103 (%)	7	14	10	8	8	9	5
	11.48	22.95	16.39	13.11	13.11	14.75	8.20
INFO 3104 (%)	12	15	8	6	5	8	7
	19.67	24.59	13.11	9.84	8.20	13.11	11.48
INFO 3132 (%)	1	4	8	18	8	12	10
	1.64	6.56	13.11	29.51	13.11	19.67	16.39
HMTS 3101 (%)	2	19	15	10	5	6	4
	3.28	31.15	24.59	16.39	8.20	9.84	6.56

Electronics & Communication Engineering

No. of students = 216

Paper Code & Percentage	O (>89)	E (80-89)	A (70-79)	B (60-69)	C (50-59)	D (40-49)	F (<40)
ECEN 3102 (%)	13	43	52	46	32	14	16
	6.02	19.91	24.07	21.30	14.81	6.48	7.41
ECEN 3103 (%)	2	22	38	43	53	36	22
	0.93	10.19	17.59	19.91	24.54	16.67	10.19
ECEN 3104 (%)	26	40	46	50	29	23	2
	12.04	18.52	21.30	23.15	13.43	10.65	0.93
ECEN 3105 (%)	28	32	40	40	33	28	15
	12.96	14.81	18.52	18.52	15.28	12.96	6.94
HMTS 3101 (%)	15	42	68	53	24	10	4
	6.94	19.44	31.48	24.54	11.11	4.63	1.85

Biotechnology
No. of students = 54

Paper Code & Percentage	O (>89)	E (80-89)	A (70-79)	B (60-69)	C (50-59)	D (40-49)	F (<40)
BIOT 3101 (%)	3	13	12	10	8	8	0
	5.56	24.07	22.22	18.52	14.81	14.81	0.00
BIOT 3102 (%)	2	12	19	16	5	0	0
	3.70	22.22	35.19	29.63	9.26	0.00	0.00
BIOT 3103 (%)	2	6	16	13	12	5	0
	3.70	11.11	29.63	24.07	22.22	9.26	0.00
BIOT 3104 (%)	10	12	8	8	4	8	4
	18.52	22.22	14.81	14.81	7.41	14.81	7.41
CSEN 3106 (%)	1	14	9	16	9	4	1
	1.85	25.93	16.67	29.63	16.67	7.41	1.85
HMTS 3101 (%)	4	11	10	10	15	3	1
	7.41	20.37	18.52	18.52	27.78	5.56	1.85

Applied Electronics & Instrumentation Engineering
No. of students = 63

Paper Code & Percentage	O (>89)	E (80-89)	A (70-79)	B (60-69)	C (50-59)	D (40-49)	F (<40)
AEIE 3101 (%)	3	14	21	11	11	3	0
	4.76	22.22	33.33	17.46	17.46	4.76	0.00
AEIE 3102 (%)	13	13	14	6	5	8	4
	20.63	20.63	22.22	9.52	7.94	12.70	6.35
AEIE 3103 (%)	2	8	15	13	13	12	0
	3.17	12.70	23.81	20.63	20.63	19.05	0.00
AEIE 3104 (%)	15	13	8	7	11	7	2
	23.81	20.63	12.70	11.11	17.46	11.11	3.17
HMTS 3101 (%)	0	11	19	11	9	10	3
	0.00	17.46	30.16	17.46	14.29	15.87	4.76

Chemical Engineering
No. of students = 69

Paper Code & Percentage	O (>89)	E (80-89)	A (70-79)	B (60-69)	C (50-59)	D (40-49)	F (<40)
CHEN 3101 (%)	4	21	24	9	5	2	4
	5.80	30.43	34.78	13.04	7.25	2.90	5.80
CHEN 3102 (%)	10	21	17	6	8	4	3
	14.49	30.43	24.64	8.70	11.59	5.80	4.35
CHEN 3103 (%)	2	5	16	14	11	12	9
	2.90	7.25	23.19	20.29	15.94	17.39	13.04
CHEN 3104 (%)	6	12	14	13	13	6	5
	8.70	17.39	20.29	18.84	18.84	8.70	7.25
CHEN 3132/33 (%)	7	24	12	19	4	1	2
	10.14	34.78	17.39	27.54	5.80	1.45	2.90
HMTS 3101 (%)	1	14	28	14	7	3	2
	1.45	20.29	40.58	20.29	10.14	4.35	2.90

Mechanical Engineering

No. of students = 133

Paper Code & Percentage	O (>89)	E (80-89)	A (70-79)	B (60-69)	C (50-59)	D (40-49)	F (<40)
MECH 3101 (%)	22	27	25	16	11	20	12
	16.54	20.30	18.80	12.03	8.27	15.04	9.02
MECH 3102 (%)	7	9	22	30	18	30	17
	5.26	6.77	16.54	22.56	13.53	22.56	12.78
MECH 3103 (%)	14	18	25	21	17	16	22
	10.53	13.53	18.80	15.79	12.78	12.03	16.54
MECH 3131/32/33 (%)	20	25	27	20	19	14	8
	15.04	18.80	20.30	15.04	14.29	10.53	6.02
MECH 3141/42/43/44 (%)	10	28	36	20	15	14	10
	7.52	21.05	27.07	15.04	11.28	10.53	7.52
HMTS 3101 (%)	0	11	42	38	21	16	5
	0.00	8.27	31.58	28.57	15.79	12.03	3.76

Civil Engineering

No. of students = 139

Paper Code & Percentage	O (>89)	E (80-89)	A (70-79)	B (60-69)	C (50-59)	D (40-49)	F (<40)
CIVL 3101 (%)	6	27	35	30	16	15	10
	4.32	19.42	25.18	21.58	11.51	10.79	7.19
CIVL 3102 (%)	8	25	23	17	34	24	8
	5.76	17.99	16.55	12.23	24.46	17.27	5.76
CIVL 3103 (%)	1	22	39	41	20	9	7
	0.72	15.83	28.06	29.50	14.39	6.47	5.04
CIVL 3104 (%)	32	43	40	13	7	3	1
	23.02	30.94	28.78	9.35	5.04	2.16	0.72
CIVL 3105 (%)	40	30	21	17	14	9	8
	28.78	21.58	15.11	12.23	10.07	6.47	5.76
HMTS 3101 (%)	1	11	25	48	31	13	10
	0.72	7.91	17.99	34.53	22.30	9.35	7.19

Electrical Engineering

No. of students = 72

Paper Code & Percentage	O (>89)	E (80-89)	A (70-79)	B (60-69)	C (50-59)	D (40-49)	F (<40)
ELEC 3101 (%)	5	8	11	12	12	22	2
	6.94	11.11	15.28	16.67	16.67	30.56	2.78
ELEC 3102 (%)	4	5	14	23	14	9	3
	5.56	6.94	19.44	31.94	19.44	12.50	4.17
ELEC 3103 (%)	11	12	12	10	11	10	6
	15.28	16.67	16.67	13.89	15.28	13.89	8.33
ELEC 3104 (%)	0	2	9	28	14	16	3
	0.00	2.78	12.50	38.89	19.44	22.22	4.17
ELEC 3131/33 (%)	2	7	15	19	16	9	4
	2.78	9.72	20.83	26.39	22.22	12.50	5.56
HMTS 3101 (%)	1	4	14	21	14	12	6
	1.39	5.56	19.44	29.17	19.44	16.67	8.33

Result Analysis (B.Tech / Lab)
3rd Year, Odd Sem-2016

Computer Science & Engineering

Total No. of students = 149

Paper Code & Percentage	O (>89)	E (80-89)	A (70-79)	B (60-69)	C (50-59)	D (40-49)	F (<40)
CSEN 3112 (%)	64	29	24	28	0	0	4
	42.95	19.46	16.11	18.79	0.00	0.00	2.68
CSEN 3113 (%)	56	41	19	9	12	9	3
	37.58	27.52	12.75	6.04	8.05	6.04	2.01
CSEN 3114 (%)	36	55	33	17	3	0	5
	24.16	36.91	22.15	11.41	2.01	0.00	3.36
CSEN 3115 (%)	20	26	20	25	26	24	8
	13.42	17.45	13.42	16.78	17.45	16.11	5.37
AEIE 3115 (%)	86	34	17	6	2	0	4
	57.72	22.82	11.41	4.03	1.34	0.00	2.68

Information Technology

Total No. of students = 61

Paper Code & Percentage	O (>89)	E (80-89)	A (70-79)	B (60-69)	C (50-59)	D (40-49)	F (<40)
INFO 3111 (%)	29	6	4	8	5	3	6
	47.54	9.84	6.56	13.11	8.20	4.92	9.84
INFO 3112 (%)	24	6	7	5	7	4	8
	39.34	9.84	11.48	8.20	11.48	6.56	13.11
INFO 3113 (%)	4	18	12	7	8	7	5
	6.56	29.51	19.67	11.48	13.11	11.48	8.20
INFO 3114 (%)	30	14	10	2	1	0	4
	49.18	22.95	16.39	3.28	1.64	0.00	6.56

Electronics & Communication Engineering

Total No. of students = 216

Paper Code & Percentage	O (>89)	E (80-89)	A (70-79)	B (60-69)	C (50-59)	D (40-49)	F (<40)
ECEN 3112 (%)	100	73	23	14	6	0	0
	46.30	33.80	10.65	6.48	2.78	0.00	0.00
ECEN 3113 (%)	78	54	48	31	4	1	0
	36.11	25.00	22.22	14.35	1.85	0.46	0.00
ECEN 3114 (%)	87	76	31	17	5	0	0
	40.28	35.19	14.35	7.87	2.31	0.00	0.00
ECEN 3115 (%)	105	82	22	7	0	0	0
	48.61	37.96	10.19	3.24	0.00	0.00	0.00

Biotechnology

Total No. of students = 54

Paper Code & Percentage	O (>89)	E (80-89)	A (70-79)	B (60-69)	C (50-59)	D (40-49)	F (<40)
BIOT 3111 (%)	11	21	13	9	0	0	0
	20.37	38.89	24.07	16.67	0.00	0.00	0.00
BIOT 3112 (%)	19	13	14	8	0	0	0
	35.19	24.07	25.93	14.81	0.00	0.00	0.00
BIOT 3113 (%)	8	25	20	1	0	0	0
	14.81	46.30	37.04	1.85	0.00	0.00	0.00
BIOT 3114 (%)	17	18	18	1	0	0	0
	31.48	33.33	33.33	1.85	0.00	0.00	0.00
BIOT 3116 (%)	3	8	23	14	5	1	0
	5.56	14.81	42.59	25.93	9.26	1.85	0.00

Applied Electronics & Instrumentation Engineering

Total No. of students = 63

Paper Code & Percentage	O (>89)	E (80-89)	A (70-79)	B (60-69)	C (50-59)	D (40-49)	F (<40)
AEIE 3111 (%)	21	25	11	6	0	0	0
	33.33	39.68	17.46	9.52	0.00	0.00	0.00
AEIE 3112 (%)	32	15	10	6	0	0	0
	50.79	23.81	15.87	9.52	0.00	0.00	0.00
AEIE 3113 (%)	24	21	12	6	0	0	0
	38.10	33.33	19.05	9.52	0.00	0.00	0.00
AEIE 3114 (%)	26	21	14	2	0	0	0
	41.27	33.33	22.22	3.17	0.00	0.00	0.00

Chemical Engineering

Total No. of students = 69

Paper Code & Percentage	O (>89)	E (80-89)	A (70-79)	B (60-69)	C (50-59)	D (40-49)	F (<40)
CHEN 3111 (%)	17	29	14	7	1	0	1
	24.64	42.03	20.29	10.14	1.45	0.00	1.45
CHEN 3112 (%)	15	27	21	1	4	0	1
	21.74	39.13	30.43	1.45	5.80	0.00	1.45
CHEN 3113 (%)	25	30	11	2	0	0	1
	36.23	43.48	15.94	2.90	0.00	0.00	1.45

Mechanical Engineering

Total No. of students = 133

Paper Code & Percentage	O (>89)	E (80-89)	A (70-79)	B (60-69)	C (50-59)	D (40-49)	F (<40)
MECH 3111 (%)	23	43	29	18	10	5	5
	17.29	32.33	21.80	13.53	7.52	3.76	3.76
MECH 3112 (%)	15	41	35	26	11	2	3
	11.28	30.83	26.32	19.55	8.27	1.50	2.26
MECH 3136/37/38 (%)	37	55	25	6	6	1	3
	27.82	41.35	18.80	4.51	4.51	0.75	2.26
MECH 3121 (%)	42	44	30	8	4	1	4
	31.58	33.08	22.56	6.02	3.01	0.75	3.01

Civil Engineering

Total No. of students = 139

Paper Code & Percentage	O (>89)	E (80-89)	A (70-79)	B (60-69)	C (50-59)	D (40-49)	F (<40)
CIVL 3111 (%)	7	38	67	25	1	0	1
	5.04	27.34	48.20	17.99	0.72	0.00	0.72
CIVL 3112 (%)	33	52	33	14	6	0	1
	23.74	37.41	23.74	10.07	4.32	0.00	0.72
CIVL 3113 (%)	35	82	21	0	0	0	1
	25.18	58.99	15.11	0.00	0.00	0.00	0.72
CIVL 3121 (%)	31	64	35	8	0	0	1
	22.30	46.04	25.18	5.76	0.00	0.00	0.72

Electrical Engineering

Total No. of students = 72

Paper Code & Percentage	O (>89)	E (80-89)	A (70-79)	B (60-69)	C (50-59)	D (40-49)	F (<40)
ELEC 1111 (%)	15	36	20	0	0	1	0
	20.83	50.00	27.78	0.00	0.00	1.39	0.00
ELEC 1112 (%)	12	28	26	6	0	0	0
	16.67	38.89	36.11	8.33	0.00	0.00	0.00
ELEC 1113 (%)	16	25	15	6	10	0	0
	22.22	34.72	20.83	8.33	13.89	0.00	0.00
ELEC 1114 (%)	3	13	21	28	7	0	0
	4.17	18.06	29.17	38.89	9.72	0.00	0.00

Result Analysis (B.Tech / Theory)
4th Year (Lateral Entry), Odd Sem-2016

Computer Science & Engineering

Total No. of students = 23

Paper Code & Percentage	O (>89)	E (80-89)	A (70-79)	B (60-69)	C (50-59)	D (40-49)	F (<40)
CS 701 (%)	0	4	7	6	5	1	0
	0.00	17.39	30.43	26.09	21.74	4.35	0.00
CS 702 (%)	0	8	6	5	2	2	0
	0.00	34.78	26.09	21.74	8.70	8.70	0.00
CS 703 C (%)	0	1	3	2	5	11	1
	0.00	4.35	13.04	8.70	21.74	47.83	4.35
CS 704 A/B/E (%)	0	1	5	8	6	2	1
	0.00	4.35	21.74	34.78	26.09	8.70	4.35
CS 705 A (%)	0	1	3	4	8	7	0
	0.00	4.35	13.04	17.39	34.78	30.43	0.00

Information Technology

Total No. of students = 9

Paper Code & Percentage	O (>89)	E (80-89)	A (70-79)	B (60-69)	C (50-59)	D (40-49)	F (<40)
IT 701 (%)	0	1	1	1	4	1	1
	0.00	11.11	11.11	11.11	44.44	11.11	11.11
IT 702 (%)	0	1	1	3	3	0	1
	0.00	11.11	11.11	33.33	33.33	0.00	11.11
IT 703 A (%)	0	0	1	3	4	0	1
	0.00	0.00	11.11	33.33	44.44	0.00	11.11
IT 704 E (%)	0	0	1	0	1	6	1
	0.00	0.00	11.11	0.00	11.11	66.67	11.11
IT 705 A/D (%)	0	0	1	4	3	0	1
	0.00	0.00	11.11	44.44	33.33	0.00	11.11

Electronics & Communication Engineering

Total No. of students = 32

Paper Code & Percentage	O (>89)	E (80-89)	A (70-79)	B (60-69)	C (50-59)	D (40-49)	F (<40)
EC 701 (%)	0	5	12	14	1	0	0
	0.00	15.63	37.50	43.75	3.13	0.00	0.00
EC 702 (%)	0	3	4	5	7	10	3
	0.00	9.38	12.50	15.63	21.88	31.25	9.38
EC 703 A (%)	0	2	6	13	8	3	0
	0.00	6.25	18.75	40.63	25.00	9.38	0.00
EC 704 B (%)	0	5	16	11	0	0	0
	0.00	15.63	50.00	34.38	0.00	0.00	0.00
EC 705 C (%)	0	2	1	9	10	9	1
	0.00	6.25	3.13	28.13	31.25	28.13	3.13

Applied Electronics & Instrumentation Engineering

Total No. of students = 10

Paper Code & Percentage	O (>89)	E (80-89)	A (70-79)	B (60-69)	C (50-59)	D (40-49)	F (<40)
EI 701 (%)	2	4	3	1	0	0	0
	20.00	40.00	30.00	10.00	0.00	0.00	0.00
EI 702 (%)	2	1	2	3	2	0	0
	20.00	10.00	20.00	30.00	20.00	0.00	0.00
EI 703 (%)	3	0	2	2	2	1	0
	30.00	0.00	20.00	20.00	20.00	10.00	0.00
EI 704 A (%)	2	1	3	4	0	0	0
	20.00	10.00	30.00	40.00	0.00	0.00	0.00
EI 705 A (%)	1	0	4	2	0	2	1
	10.00	0.00	40.00	20.00	0.00	20.00	10.00

Chemical Engineering

Total No. of students = 10

Paper Code & Percentage	O (>89)	E (80-89)	A (70-79)	B (60-69)	C (50-59)	D (40-49)	F (<40)
CHE 701 (%)	2	1	3	0	1	1	2
	20.00	10.00	30.00	0.00	10.00	10.00	20.00
CHE 702 (%)	0	3	1	2	1	2	1
	0.00	30.00	10.00	20.00	10.00	20.00	10.00
CHE 703 A/B (%)	1	1	2	4	1	0	1
	10.00	10.00	20.00	40.00	10.00	0.00	10.00
CHE 704 A (%)	0	2	2	1	2	2	1
	0.00	20.00	20.00	10.00	20.00	20.00	10.00
CHE 705 A/B (%)	2	2	1	0	1	2	2
	20.00	20.00	10.00	0.00	10.00	20.00	20.00

Mechanical Engineering

Total No. of students = 12

Paper Code & Percentage	O (>89)	E (80-89)	A (70-79)	B (60-69)	C (50-59)	D (40-49)	F (<40)
ME 701 (%)	0	0	3	6	3	0	0
	0.00	0.00	25.00	50.00	25.00	0.00	0.00
ME 702 (%)	0	1	6	1	4	0	0
	0.00	8.33	50.00	8.33	33.33	0.00	0.00
ME 703 A/B (%)	4	2	2	3	0	1	0
	33.33	16.67	16.67	25.00	0.00	8.33	0.00
ME 704 A/B (%)	0	2	9	1	0	0	0
	0.00	16.67	75.00	8.33	0.00	0.00	0.00
ME 705 B/C (%)	0	0	1	6	3	2	0
	0.00	0.00	8.33	50.00	25.00	16.67	0.00

Civil Engineering

Total No. of students = 11

Paper Code & Percentage	O (>89)	E (80-89)	A (70-79)	B (60-69)	C (50-59)	D (40-49)	F (<40)
CE 701 (%)	1	3	7	0	0	0	0
	9.09	27.27	63.64	0.00	0.00	0.00	0.00
CE 702 (%)	1	2	7	1	0	0	0
	9.09	18.18	63.64	9.09	0.00	0.00	0.00
CE 703 (%)	0	0	4	0	6	1	0
	0.00	0.00	36.36	0.00	54.55	9.09	0.00
CE 704 A/B (%)	0	5	3	3	0	0	0
	0.00	45.45	27.27	27.27	0.00	0.00	0.00
CE 705 A (%)	0	2	3	3	3	0	0
	0.00	18.18	27.27	27.27	27.27	0.00	0.00

Electrical Engineering

Total No. of students = 12

Paper Code & Percentage	O (>89)	E (80-89)	A (70-79)	B (60-69)	C (50-59)	D (40-49)	F (<40)
EE 701 (%)	1	1	5	3	2	0	0
	8.33	8.33	41.67	25.00	16.67	0.00	0.00
EE 702 (%)	0	2	7	1	1	1	0
	0.00	16.67	58.33	8.33	8.33	8.33	0.00
EE 703 (%)	0	2	7	1	1	1	0
	0.00	16.67	58.33	8.33	8.33	8.33	0.00
EE 704 A/D (%)	0	2	4	3	3	0	0
	0.00	16.67	33.33	25.00	25.00	0.00	0.00
EE 705 C (%)	1	1	2	4	1	2	1
	8.33	8.33	16.67	33.33	8.33	16.67	8.33

Result Analysis (B.Tech / Lab)
4th Year (Lateral Entry), Odd Sem-2016

Computer Science & Engineering

No. of students = 23

Paper Code & Percentage	O (>89)	E (80-89)	A (70-79)	B (60-69)	C (50-59)	D (40-49)	F (<40)
CS 791 (%)	1	6	8	7	1	0	0
	4.35	26.09	34.78	30.43	4.35	0.00	0.00
CS 793 C (%)	5	4	3	2	1	8	0
	21.74	17.39	13.04	8.70	4.35	34.78	0.00
CS 795 A (%)	5	1	7	3	1	6	0
	21.74	4.35	30.43	13.04	4.35	26.09	0.00
CS 792 (%)	0	1	8	13	0	1	0
	0.00	4.35	34.78	56.52	0.00	4.35	0.00
CS 794 (%)	0	9	9	4	1	0	0
	0.00	39.13	39.13	17.39	4.35	0.00	0.00
HU 781 (%)	0	1	4	12	6	0	0
	0.00	4.35	17.39	52.17	26.09	0.00	0.00

Information Technology

No. of students = 9

Paper Code & Percentage	O (>89)	E (80-89)	A (70-79)	B (60-69)	C (50-59)	D (40-49)	F (<40)
IT 791 (%)	2	0	3	2	1	0	1
	22.22	0.00	33.33	22.22	11.11	0.00	11.11
IT 792 (%)	2	3	2	1	0	0	1
	22.22	33.33	22.22	11.11	0.00	0.00	11.11
IT 793 A (%)	0	2	2	4	0	0	1
	0.00	22.22	22.22	44.44	0.00	0.00	11.11
IT 794 (%)	2	0	6	0	0	0	1
	22.22	0.00	66.67	0.00	0.00	0.00	11.11
IT 795 (%)	0	3	1	2	2	0	1
	0.00	33.33	11.11	22.22	22.22	0.00	11.11
HU 781 (%)	0	0	8	1	0	0	0
	0.00	0.00	88.89	11.11	0.00	0.00	0.00

Electronics & Communication Engineering

No. of students = 32

Paper Code & Percentage	O (>89)	E (80-89)	A (70-79)	B (60-69)	C (50-59)	D (40-49)	F (<40)
EC 792 (%)	3	15	9	5	0	0	0
	9.38	46.88	28.13	15.63	0.00	0.00	0.00
EC 793 (%)	1	21	10	0	0	0	0
	3.13	65.63	31.25	0.00	0.00	0.00	0.00
EC 795 C (%)	2	7	8	8	5	2	0
	6.25	21.88	25.00	25.00	15.63	6.25	0.00
EC 781 (%)	21	7	1	0	3	0	0
	65.63	21.88	3.13	0.00	9.38	0.00	0.00
EC 782 (%)	3	26	0	1	2	0	0
	9.38	81.25	0.00	3.13	6.25	0.00	0.00
HU 781 (%)	5	12	14	0	1	0	0
	15.63	37.50	43.75	0.00	3.13	0.00	0.00

Applied Electronics & Instrumentation Engineering

No. of students = 10

Paper Code & Percentage	O (>89)	E (80-89)	A (70-79)	B (60-69)	C (50-59)	D (40-49)	F (<40)
EI 791 (%)	1	1	8	0	0	0	0
	10.00	10.00	80.00	0.00	0.00	0.00	0.00
EI 794 A (%)	0	5	5	0	0	0	0
	0.00	50.00	50.00	0.00	0.00	0.00	0.00
EI 795 A (%)	1	5	1	2	1	0	0
	10.00	50.00	10.00	20.00	10.00	0.00	0.00
EI 781 (%)	3	5	2	0	0	0	0
	30.00	50.00	20.00	0.00	0.00	0.00	0.00
EI 792 (%)	1	9	0	0	0	0	0
	10.00	90.00	0.00	0.00	0.00	0.00	0.00

Chemical Engineering

No. of students = 10

Paper Code & Percentage	O (>89)	E (80-89)	A (70-79)	B (60-69)	C (50-59)	D (40-49)	F (<40)
CHE 791 (%)	1	3	3	0	2	0	1
	10.00	30.00	30.00	0.00	20.00	0.00	10.00
CHE 792 B (%)	0	1	2	1	4	0	2
	0.00	10.00	20.00	10.00	40.00	0.00	20.00
CHE 793 A/B (%)	1	2	2	1	1	2	1
	10.00	20.00	20.00	10.00	10.00	20.00	10.00
CHE 794 (%)	1	2	3	1	1	1	1
	10.00	20.00	30.00	10.00	10.00	10.00	10.00
CHE 795 (%)	1	3	1	1	1	0	3
	10.00	30.00	10.00	10.00	10.00	0.00	30.00
HU 791 (%)	0	0	3	4	3	0	0
	0.00	0.00	30.00	40.00	30.00	0.00	0.00

Mechanical Engineering

No. of students = 12

Paper Code & Percentage	O (>89)	E (80-89)	A (70-79)	B (60-69)	C (50-59)	D (40-49)	F (<40)
ME 791 (%)	0	2	2	3	1	4	0
	0.00	16.67	16.67	25.00	8.33	33.33	0.00
ME 781 (%)	1	6	4	1	0	0	0
	8.33	50.00	33.33	8.33	0.00	0.00	0.00
ME 782 (%)	5	5	0	0	1	1	0
	41.67	41.67	0.00	0.00	8.33	8.33	0.00
ME 783 (%)	0	0	2	2	8	0	0
	0.00	0.00	16.67	16.67	66.67	0.00	0.00

Civil Engineering

No. of students = 11

Paper Code & Percentage	O (>89)	E (80-89)	A (70-79)	B (60-69)	C (50-59)	D (40-49)	F (<40)
CE 791 (%)	5	3	3	0	0	0	0
	45.45	27.27	27.27	0.00	0.00	0.00	0.00
CE 792 (%)	3	2	3	3	0	0	0
	27.27	18.18	27.27	27.27	0.00	0.00	0.00
CE 793 A (%)	0	1	4	2	4	0	0
	0.00	9.09	36.36	18.18	36.36	0.00	0.00
CE 782 (%)	3	5	1	2	0	0	0
	27.27	45.45	9.09	18.18	0.00	0.00	0.00
CE 783 (%)	3	4	1	3	0	0	0
	27.27	36.36	9.09	27.27	0.00	0.00	0.00
HU 781 (%)	1	1	6	3	0	0	0
	9.09	9.09	54.55	27.27	0.00	0.00	0.00

Electrical Engineering

No. of students = 12

Paper Code & Percentage	O (>89)	E (80-89)	A (70-79)	B (60-69)	C (50-59)	D (40-49)	F (<40)
EE 791 (%)	2	5	5	0	0	0	0
	16.67	41.67	41.67	0.00	0.00	0.00	0.00
EE 792 C (%)	6	6	0	0	0	0	0
	50.00	50.00	0.00	0.00	0.00	0.00	0.00
EE 781 (%)	0	10	2	0	0	0	0
	0.00	83.33	16.67	0.00	0.00	0.00	0.00
EE 782 (%)	2	6	4	0	0	0	0
	16.67	50.00	33.33	0.00	0.00	0.00	0.00
EE 783 (%)	0	0	12	0	0	0	0
	0.00	0.00	100.00	0.00	0.00	0.00	0.00